

PARTS LIST INDEX

ROW UNIT

15" Seed Opener Disc Blade/Bearing Assembly And Scrapers	P5
Brush-Type Seed Meter	P25
Coulter Mounted Residue Wheels	P36
Finger Pickup Seed Meter	P24
Frame Mounted Coulter W/Residue Wheels	P38
Gauge Wheels	P6
Granular Chemical Banding Options	P29
Granular Chemical Hopper And Hopper Panel Extension	P26
Granular Chemical Meter And Meter Drive	P28
Hopper Support And Meter Drive	P9
Mini-Hopper And Drop Hoses (SDS Planters)	P10
Parallel Arms, Mounting Support Plate And Quick Adjustable Down Force Springs	P4
Row Unit Mounted Disc Furrower	P32
Row Unit Mounted No Till Coulter	P30
Row Unit Mounted Residue Wheel	P34
Seed Hopper And Lid (Conventional Planters)	P11
Shank Assembly, Seed Tube And Depth Adjustment	P2
"V" Closing Wheels	P8

BASE MACHINE

2-Point Hitch Option	P44
Auxiliary Work Lights Package	P108
Axle Steps	P51
Center Frame	P56
Center Pivot	P60
Contact Wheel And Drive Shaft(s)	P62
Cylinders	P81
Electrical Components	P104
Ground Drive Wheel	P65
Hose Take-Up	P54
Hydraulic Hoses And Fittings	P100
Inner Hitch/Undercarriage Assembly	P46
Inner Module Drive	P68
Outer Hitch	P42
Point Row Clutch	P70
Row Marker Assemblies	P76
Row Marker Spindle/Hub/Blade	P80
Safety Chain	P42
Seed Rate Transmission And Row Unit Drill Shafts	P66
Stabilizer Assembly	P52
Transport Wheels	P50
Two-Speed Point Row Clutch	P72
Two-Speed Point Row Clutch Wheel Module Extension	P74
Valve Blocks	P91
Valves (Solenoid, Flow Control, Pressure Relief, Check)	P97
Wing Frame	P58

SDS SEED DELIVERY SYSTEM

Bulk Seed Hopper Elevator Lift Assembly	P14
Bulk Seed Hopper And Hydraulic Motor Drive	P16
Bulk Seed Hopper And Auger Assemblies	P22
Bulk Seed Hopper Auger Manifold Assembly	P20
Bulk Seed Hopper Catwalk	P12
Bulk Seed Hopper Lid	P18
Bulk Seed Hopper Monitor Components	P114

ELECTRONIC SEED MONITOR

KPM I Electronic Seed Monitor	P110
KPM II Stack-Mode Electronic Seed Monitor	P112
KPM III Electronic Seed Monitor	P112

INTERPLANT® SYSTEM

Interplant® Push Row Unit	P40
Interplant® Push Row Unit Drive	P116

FERTILIZER

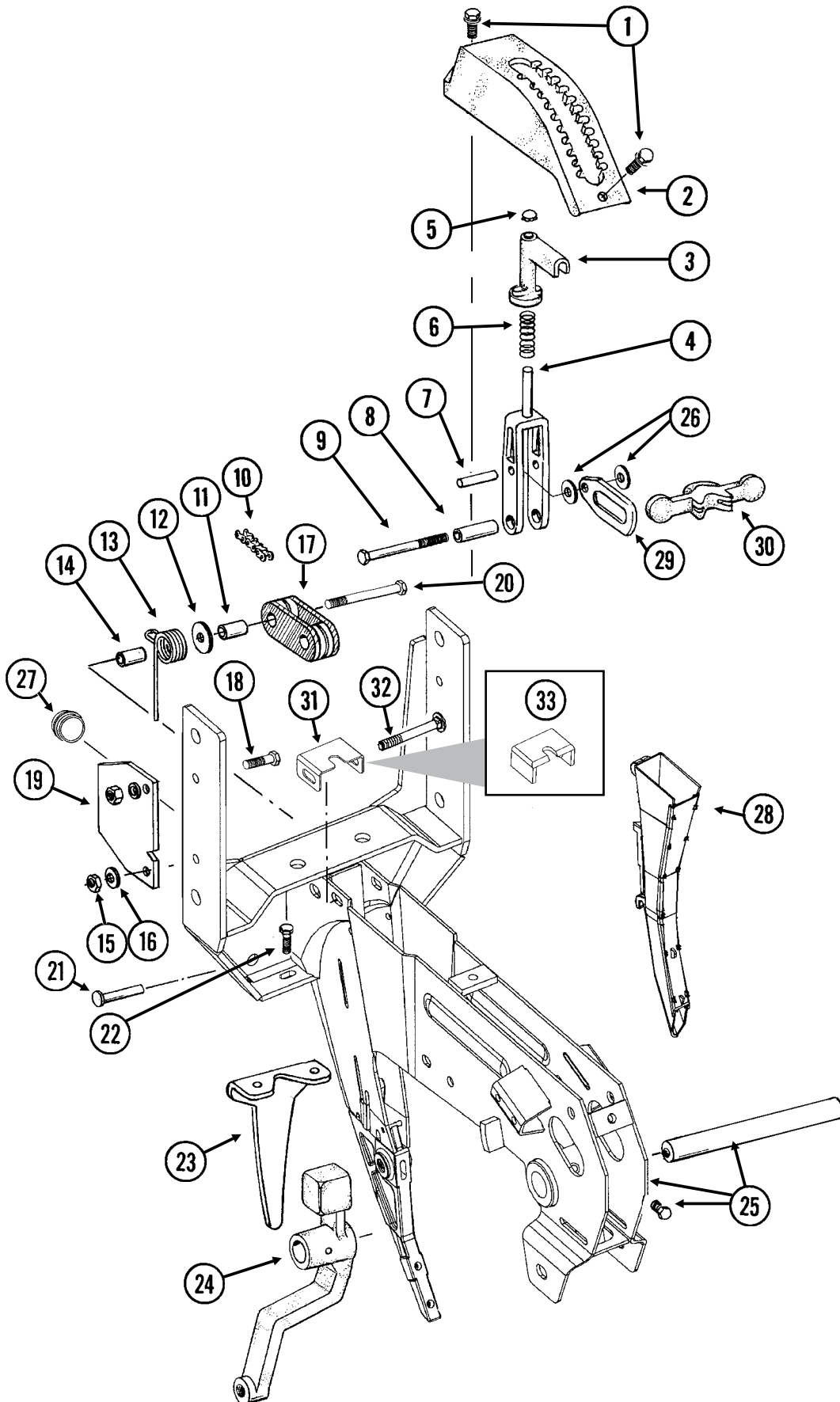
Openers, Mounts And Attachment	P118
Liquid Fertilizer	P128
Rear Trailer Hitch	P144

Decals, Paint And Miscellaneous	P146
---------------------------------------	------

Numerical Index	P149
-----------------------	------

SHANK ASSEMBLY, SEED TUBE AND DEPTH ADJUSTMENT

(METR29cc)

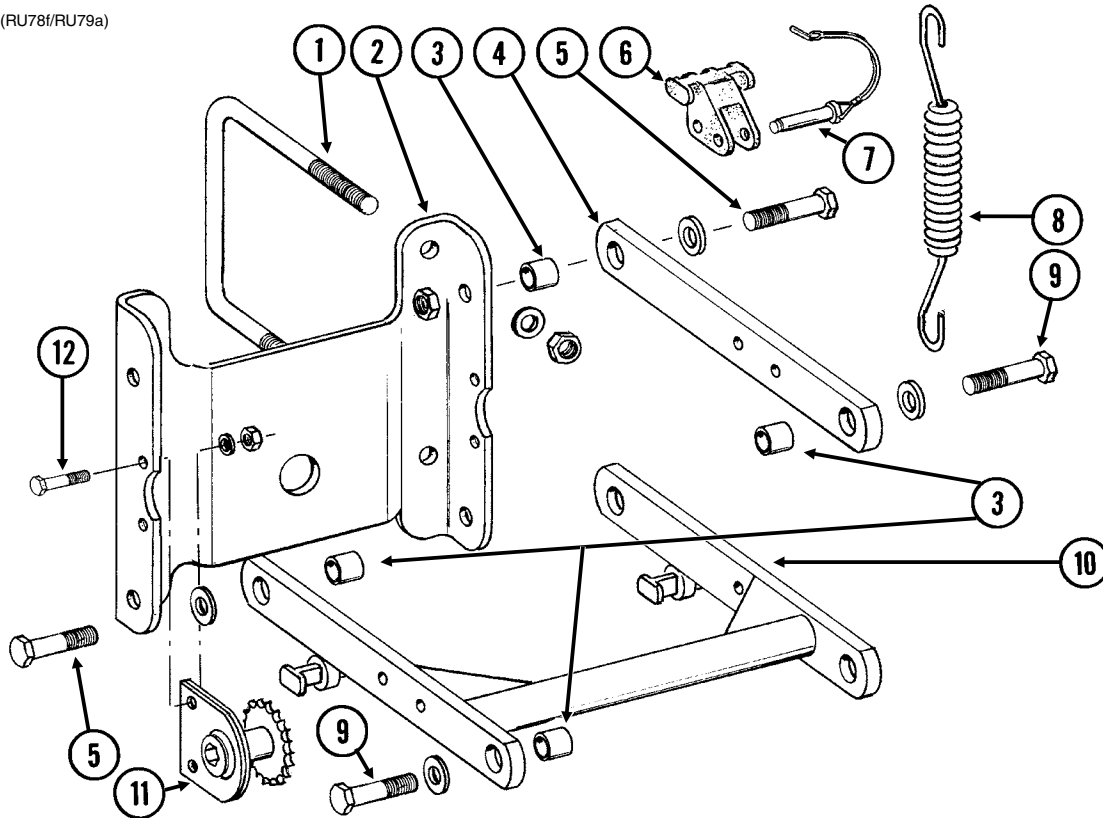


SHANK ASSEMBLY, SEED TUBE AND DEPTH ADJUSTMENT

ITEM	PART NO.	QTY. (Per Row)	DESCRIPTION
1.	G11015	2	Hex Washer Head Cap Screw, 3/8"-16 x 1 1/4"
2.	GB0274	1	Cover, Depth Adjustment
3.	GB0266	1	Handle, Depth Adjustment
4.	GB0267	1	Lever, Depth Adjustment
5.	GD3612	1	Cap Plug
6.	GD10993	1	Spring
7.	GD13361	1	Pin, 3/8" x 1 2/3"
8.	GD11259	1	Sleeve, 3/8" I.D. x 5/8" O.D. x 1 25/32" Long
9.	G11008	1	Hex Head Cap Screw, 3/8"-24 x 2 1/2", Grade 8
	G11007	1	Lock Nut, 3/8"-24, Grade C
10.	G3303-98	1	Chain, No. 41, 98 Pitch Including Connector Link
	GR0196	1	Connector Link, No. 41
11.	GD1026	1	Sleeve, 1 3/16" Long
12.	G10201	1	Special Washer, 3/8" x 1 1/2" O.D.
13.	GD1065	1	Idler Spring
14.	GD7318	1	Sleeve, 1" Long
15.	G10108	1	Lock Nut, 3/8"-16
16.	G10210	1	Washer, 3/8" USS
17.	GD11962	1	Idler
18.	G10003	3	Hex Head Cap Screw, 3/8"-16 x 1 1/2"
	G10108	3	Lock Nut, 3/8"-16
19.	GD10867	2	Stop
20.	G10326	1	Hex Head Cap Screw, 3/8"-16 x 3 3/4"
21.	G10551	1	Clevis Pin, 1/4" x 2 1/2"
	G10669	1	Hair Pin Clip, No. 22
22.	G10312	2	Carriage Bolt, 5/16"-18 x 3/4"
	G10620	2	Serrated Flange Nut, 5/16"-18
23.	GD1033	1	Shield
24.		-	See "Gauge Wheels", Pages P6 And P7
25.	GA10157	1	Shank W/Gauge Wheel Pivot Spindle And Set Screw
	GD11001	-	Spindle
	G10438	-	Hex Head Cap Screw, 1/2"-13 x 3/4"
26.	G10207	2	Washer, 7/8" O.D. x 1 3/32" I.D. x .134" (If Applicable)
27.	GD11845	1	Dust Cap
28.			See "KPM I Electronic Seed Monitor And KPM II Stack-Mode/KPM III Electronic Seed Monitors", Pages P110-P113
29.	GB0285	1	Collar, Depth Adjustment
30.	GB0265	1	Pivot Link, Depth Adjustment
31.	GD15970	1	Sun Shade
32.	G10304	1	Carriage Bolt, 3/8"-16 x 3"
	G10108	1	Lock Nut, 3/8"-16
33.	GD16245	-	Sun Shade (Rubber)

PARALLEL ARMS, MOUNTING SUPPORT PLATE AND QUICK ADJUSTABLE DOWN FORCE SPRINGS

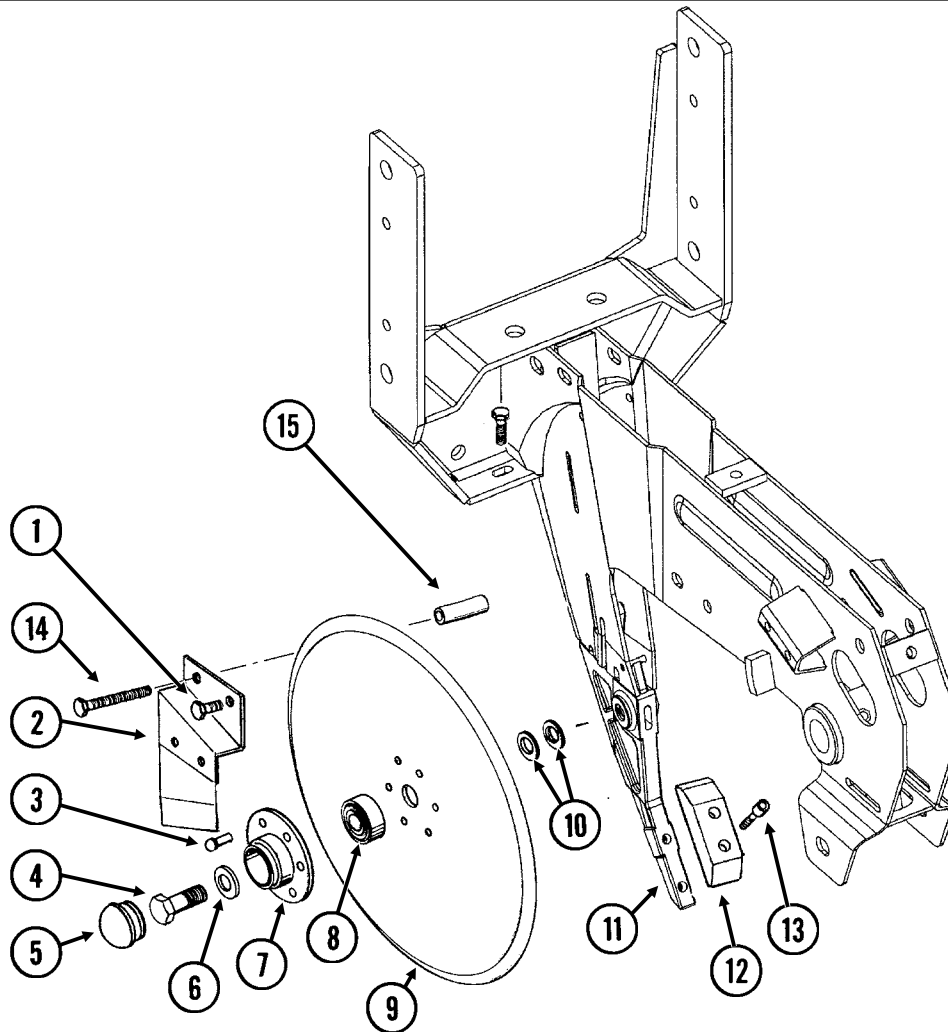
RUB021/RUB022(RU78f/RU79a)



ITEM	PART NO.	QTY. (Per Row)	DESCRIPTION
1.	GD1113	2	U-Bolt, 5" x 7" x 5/8"-11
	G10230	4	Lock Washer, 5/8"
	G10104	4	Hex Nut, 5/8"-11
2.	GD10036	1	Mounting Support Plate
3.	GB0218	4	Bushing, 2 1/32" I.D. x 7/8" O.D. x 1 9/32" Long
4.	GD11422	2	Upper Parallel Arm
5.	G10732	4	Hex Head Cap Screw, 5/8"-18 x 2"
	GD7805	4	Special Washer, 5/8", Hardened
	G10412	4	Lock Nut, 5/8"-18
6.	GB0186	2	Spring Anchor
7.	GD14217	2	Tab Lock Pin, 7/16" x 1 1/2"
8.	GD8249	2-4	Spring
9.		-	See "Hopper Support And Meter Drive", Page P9
10.	GA5651	1	Lower Parallel Arm
11.	GA1720	1	Bearing/Sprocket, 7/8" Hex Bore
12.	G10001	2	Hex Head Cap Screw, 3/8"-16 x 1"
	G10229	2	Lock Washer, 3/8"
	G10101	2	Hex Nut, 3/8"-16
A.	G6325X	-	U-Bolt Package For 5" x 7" Toolbar, Includes: (2) GD1113, (4) G10230, (4) G10104

15" SEED OPENER DISC BLADE/BEARING ASSEMBLY AND SCRAPERS

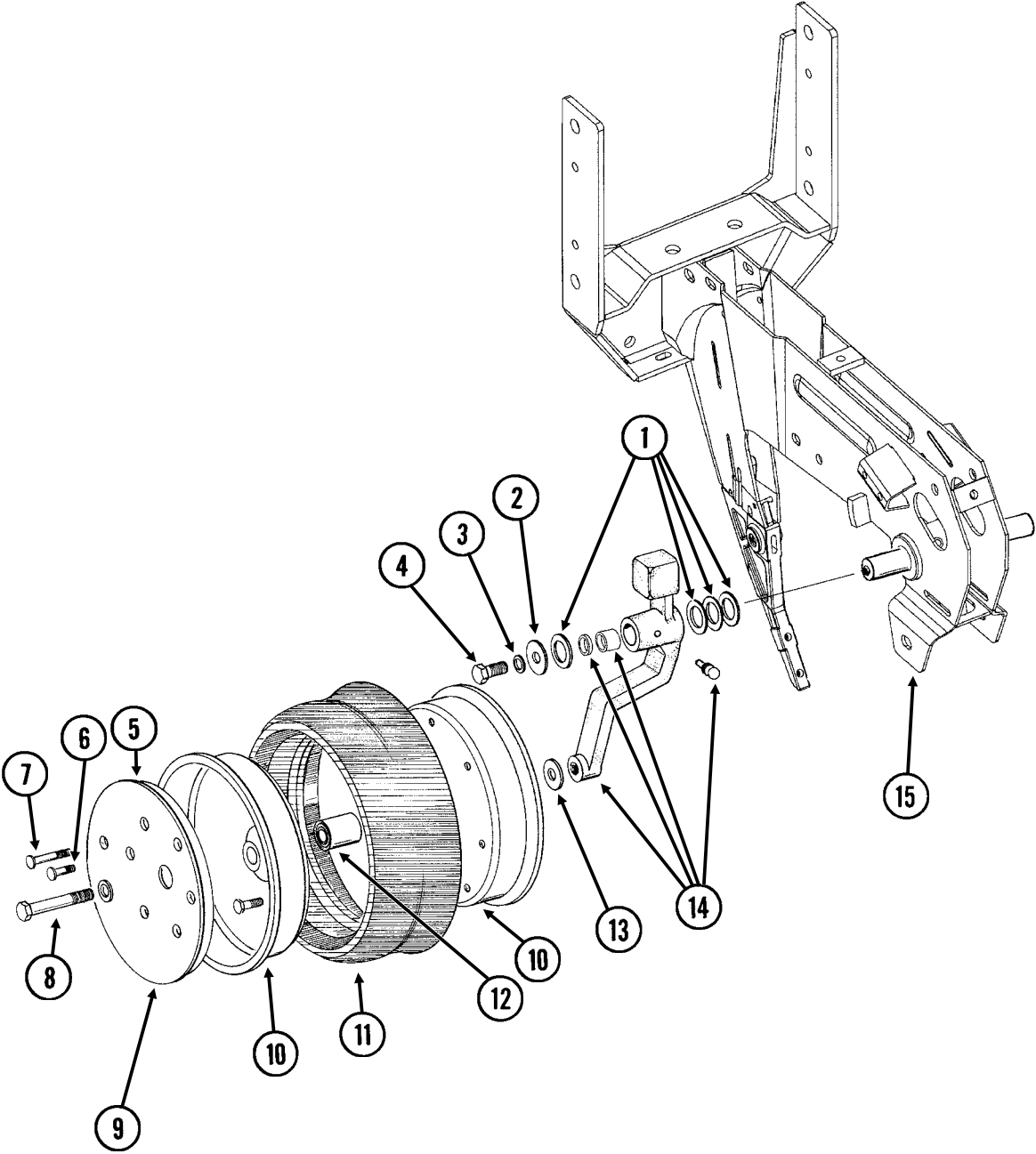
(RU139)



ITEM	PART NO.	QTY. (Per Row)	DESCRIPTION
1.	G10328	2	Hex Head Cap Screw, 3/8"-16 x 5/8"
	G10622	2	Serrated Flange Nut, 3/8"-16
2.	GA2012R	1	Disc Scraper, R.H.
	GA2012L	-	Disc Scraper, L.H. (Shown)
3.	G10427	12	Rivet, 1/4" x 1/2"
4.	GD11017	1	Special Hex Head Cap Screw, 5/8"-11 x 1 1/2", L.H. Threads
	G10007	1	Hex Head Cap Screw, 5/8"-11 x 1 1/2"
5.	GD11845	2	Dust Cap
6.	G10204	2	Special Machine Bushing, 5/8" x 1" O.D.
7.	GD10473	2	Bearing Housing
8.	GA2014	2	Bearing
9.	GD11306	2	Disc Blade, 3.5 mm x 15"
10.	G10213	-	Machine Bushing, 5/8" (.030" Thick)(As Required)
11.		-	See "Shank Assembly", Pages P2 And P3
12.	GB0301	1	Seed Tube Guard/Inner Scraper
13.	G10912	2	Hex Socket Head Cap Screw, 5/16"-18 x 1", Grade 8
14.	G10325	1	Hex Head Cap Screw, 3/8"-16 x 2 3/4"
	G10622	1	Serrated Flange Nut, 3/8"-16
15.	GD11259	1	Sleeve, 3/8" I.D. x 5/8" O.D. x 1 25/32" Long
A.	GA8324	-	Disc Blade/Bearing Assembly, Less Dust Cap (Items 3 And 7-9)

GAUGE WHEELS

(RU140)

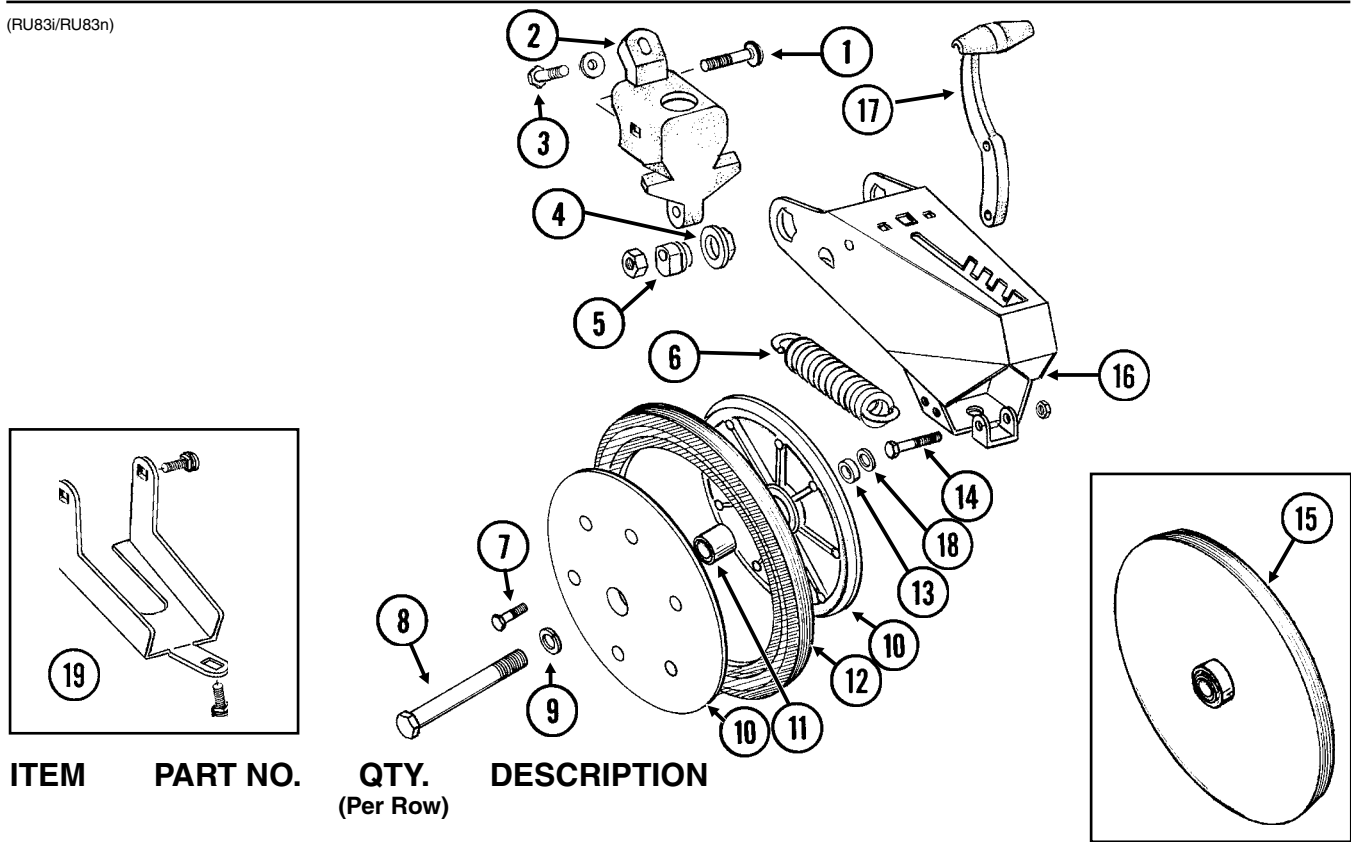


GAUGE WHEELS

ITEM	PART NO.	QTY. (Per Row)	DESCRIPTION
1.	G10940	-	Machine Bushing, 1" (.048" Thick)
2.	G10216	2	Washer, 1/2" USS
3.	G10228	2	Lock Washer, 1/2"
4.	G10014	1	Hex Head Cap Screw, 1/2"-13 x 1"
5.	GD11453	2	Cover
6.	G10338	12	Carriage Bolt, 5/16"-18 x 1 1/4"
	G10620	12	Serrated Flange Nut, 5/16"-18
7.	G10924	8	Carriage Bolt, 5/16"-18 x 1 3/4"
	G10620	8	Serrated Flange Nut, 5/16"-18
8.	G10010	2	Hex Head Cap Screw, 5/8"-11 x 3"
	G10230	2	Lock Washer, 5/8"
9.	G10018	14	Hex Head Cap Screw, 5/16"-18 x 5/8"
	G10109	14	Lock Nut, 5/16"-18, Grade 8
10.	GD11423	4	Half Wheel
11.	GD1086	2	Tire
12.	GA6171	2	Bearing
13.	G10204	2	Special Machine Bushing, 5/8" x 1" O.D.
14.	GA7975	1	Wheel Arm W/Grease Fitting, Bushings And Seals, L.H. (Shown)
	GA7976	1	Wheel Arm W/Grease Fitting, Bushings And Seals, R.H.
	G10640	1	Grease Fitting, 1/4"-28 (Per Arm)
	GB0276	2	Bushing, 1" I.D. x 1 1/4" O.D. x 1" Long (Per Arm)
	GD10991	2	Seal (Per Arm)
15.		-	See "Shank Assembly", Pages P2 And P3
A.	GA7949	-	Gauge Wheel Complete (Items 5-7 And 9-12)
B.	G1K296	-	Gauge Wheel Arm Bushing And Seal Driver Kit , Includes: (1) Seal Driver, (1) Bushing Driver, (1) Instruction

"V" CLOSING WHEELS

(RU83i/RU83n)

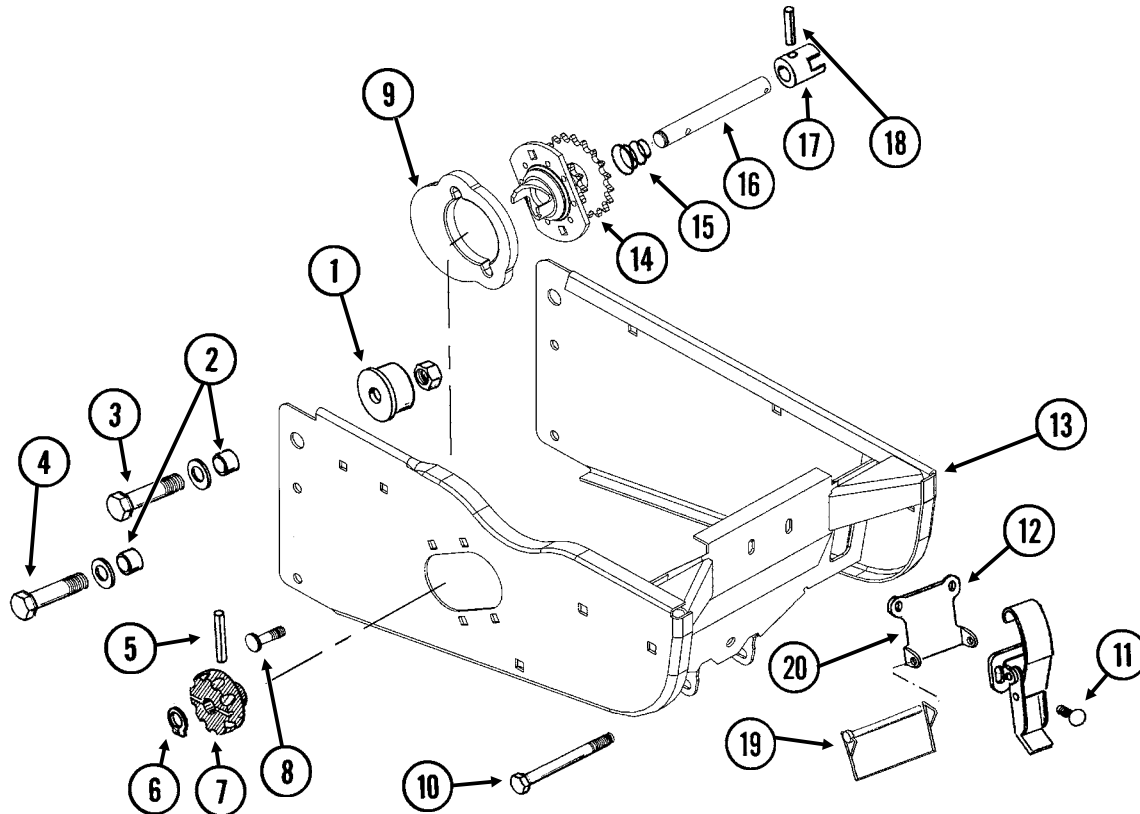


ITEM	PART NO.	QTY. (Per Row)	DESCRIPTION
1.	G10801 G10315	2 -	Carriage Bolt, 1/2"-13 x 2 1/4" Carriage Bolt, 1/2"-13 x 2 1/2" (Used W/Straight Drop In-Furrow Granular Chemical Bracket)
2.	G10111 GB0268	2 1	Lock Nut, 1/2"-13 Wheel Arm Stop
3.	G10001 G10210	1 1	Hex Head Cap Screw, 3/8"-16 x 1" Washer, 3/8" USS
4.	GB0282	2	Stepped Bushing
5.	GB0239	2	Eccentric Bushing
6.	GD8460	1	Spring
7.	G10064	6	Hex Head Cap Screw, 1/4"-20 x 1"
8.	G10013 G10107	2 2	Hex Head Cap Screw, 5/8"-11 x 3 1/2" Lock Nut, 5/8"-11
9.	G10230	2	Lock Washer, 5/8"
10.	GD9120	4	Nylon Half Wheel
11.	GA6171	2	Bearing
12.	GD1085	2	Rubber Tire, 1" x 12"
13.	GD1109	2	Bushing, 4 1/64" I.D. x 7/8" O.D. x 1/4" Long
14.	G10133 G10109	1 1	Hex Head Cap Screw, 5/16"-18 x 1 1/2" Lock Nut, 5/16"-18, Grade 8
15.	GA6597 GA6171	- -	Cast Iron Closing Wheel W/Bearing Bearing
16.	GA8322	1	Arm
17.	GB0254	1	Lever
18.	GD7805	2	Special Washer, 5/8", Hardened
19.	G1K345	-	Closing Wheel Shield Kit W/Hardware And Instruction
	G10308	2	Carriage Bolt, 3/8"-16 x 3/4"
	G10599	1	Carriage Bolt, 3/8"-16 x 1 1/4"
	G10210	1	Washer, 3/8" USS
	G10229	3	Lock Washer, 3/8"
	G10101	3	Hex Nut, 3/8"-16

A. GA6434 - Rubber Closing Wheel Complete W/Bearing (Items 7 And 10-12)

HOPPER SUPPORT AND METER DRIVE

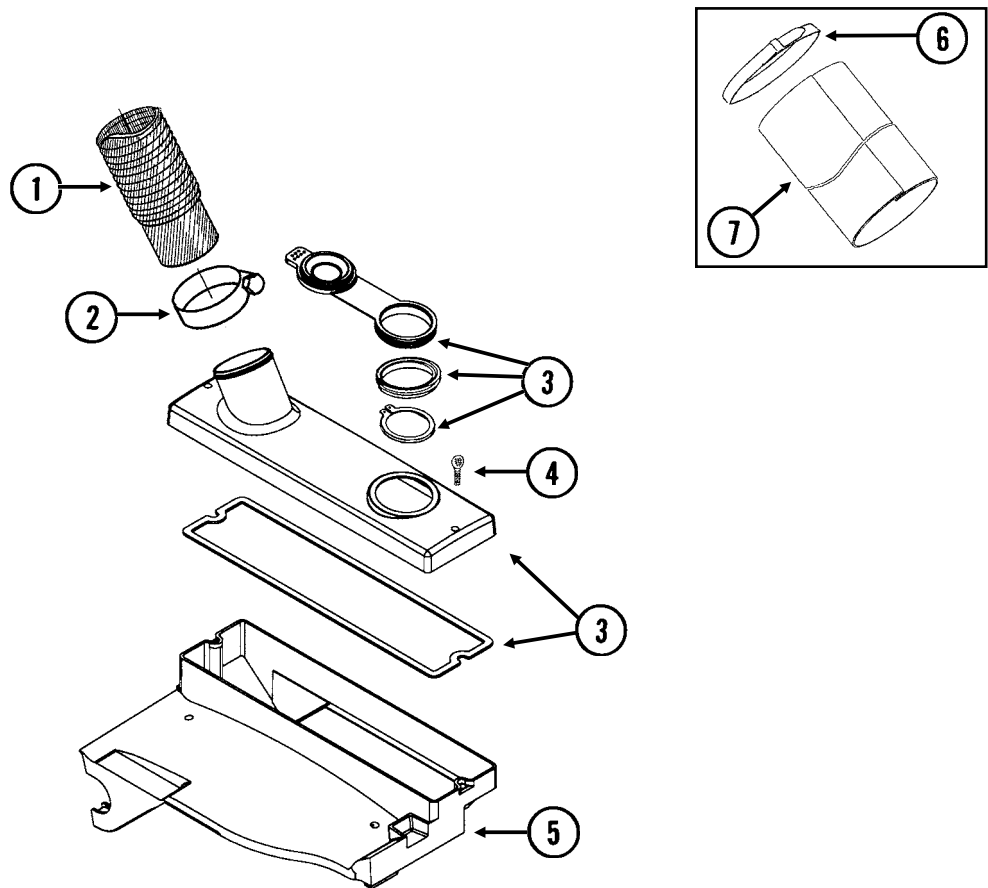
(METR22f)



ITEM	PART NO.	QTY. (Per Row)	DESCRIPTION
1.	GB0314	2	Hopper Mount
2.	GB0218	4	Bushing, $2\frac{1}{32}$ " I.D. x $\frac{7}{8}$ " O.D. x $1\frac{19}{32}$ " Long
3.	G10752	2	Hex Head Cap Screw, $\frac{5}{8}$ "-18 x $2\frac{1}{4}$ "
	GD7805	2	Special Washer, $\frac{5}{8}$ ", Hardened
	G10412	2	Lock Nut, $\frac{5}{8}$ "-18
4.	G10751	2	Hex Head Cap Screw, $\frac{5}{8}$ "-18 x $1\frac{3}{4}$ "
	GD7805	2	Special Washer, $\frac{5}{8}$ ", Hardened
	G10412	2	Lock Nut, $\frac{5}{8}$ "-18
5.	G10602	1	Spring Pin, $\frac{1}{4}$ " x $1\frac{1}{2}$ "
6.	G10567	1	External Retaining Ring, $\frac{5}{8}$ "
7.	GD11239	1	Knob
8.	G10338	2	Carriage Bolt, $\frac{5}{16}$ "-18 x $1\frac{1}{4}$ "
	G10620	2	Serrated Flange Nut, $\frac{5}{16}$ "-18
9.	GB0331	1	Clutch Adapter Plate
10.	G10061	1	Hex Head Cap Screw, $\frac{3}{8}$ "-16 x $3\frac{1}{2}$ "
	G10210	2	Washer, $\frac{3}{8}$ " USS
	G10108	1	Lock Nut, $\frac{3}{8}$ "-16
11.	G10309	2	Carriage Bolt, $\frac{1}{4}$ "-20 x $\frac{5}{8}$ ", Grade 2
	G10621	2	Serrated Flange Nut, $\frac{1}{4}$ "-20
12.	GA2007	1	Hopper Hold Down Latch
13.	GA10155	1	Hopper Support
14.	GA10137	1	Double Sprocket And Bearing, Drive Clutch, 11/19 Tooth
15.	GD11413	1	Spring
16.	GD15747	1	Shaft
17.	GB0278	1	Coupler
18.	G10546	1	Spring Pin, $\frac{3}{16}$ " x $1\frac{1}{4}$ "
19.	GD10705	1	Locking Clip Pin, $\frac{1}{4}$ " x $2\frac{1}{2}$ " (SDS Only)
20.	GD13110	1	Retainer (SDS Only)
A.	GA10151	-	Meter Drive Assembly, 11/19 Tooth (Items 5-7 And 14-18)

MINI-HOPPER AND DROP HOSES (SDS Planters)

RUB031(TWL189c)

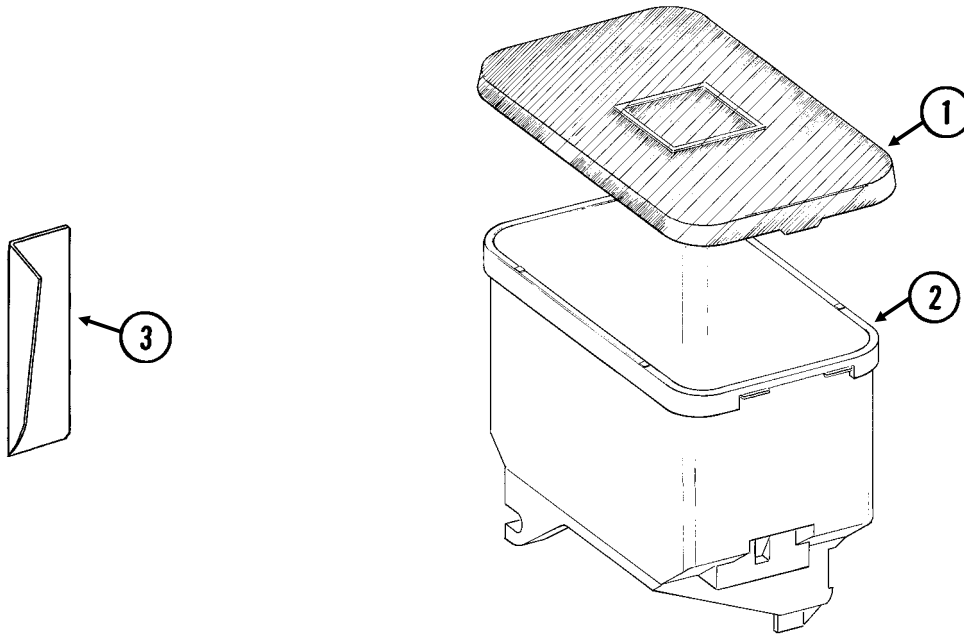


ITEM	PART NO.	QTY. (Per Row)	DESCRIPTION
1.	GD12797-01	1	Drop Hose, 3 1/4" x 34"
	GD12797-02	-	Drop Hose, 3 1/4" x 30"
	GD12797-05	-	Drop Hose, 3 1/4" x 36"
	GD12797-08	-	Drop Hose, 3 1/4" x 37"
	GD12797-09	-	Drop Hose, 3 1/4" x 39"
2.	G10999	2	T-Bolt Hose Clamp, 3 1/4"
3.	GA9623	1	Lid W/Gasket And View Cap
	GD13530	-	Gasket
	G11037	-	External Retaining Ring, 2 7/8" (If Applicable)
	GD13645	-	View Port Support (If Applicable)
	GD13412	-	View Cap
4.	G11033	2	Thumbscrew, 5/16"-18 x 1"
	GD12132	2	Seal
5.	GA9547	1	Mini-Hopper
6.	GD2117	-	Tie Strap, 14 1/2"
7.	GD16399-01	-	Sleeve, 3" x 10"

NOTE: See "Bulk Seed Hopper Auger Manifold Assembly", Pages P20 and P21, for additional information.

SEED HOPPER AND LID (Conventional Planters)

(RU87a/RU87e)

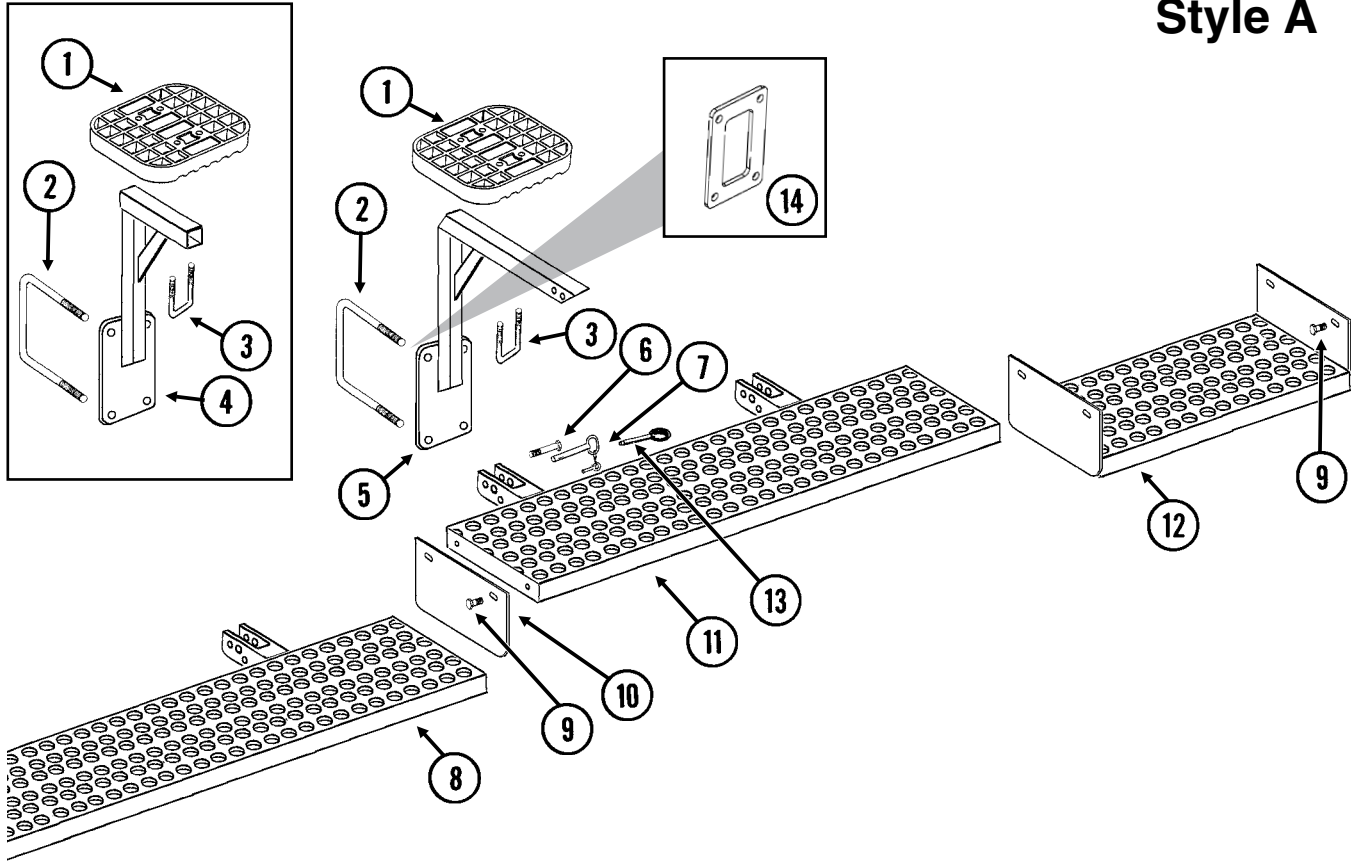


ITEM	PART NO.	QTY. (Per Row)	DESCRIPTION
1.	GD11279	1	Lid
2.	GA9714	1	Seed Hopper, Reinforced
3.	GD11747	1	Seed Reserve Baffle (Optional)

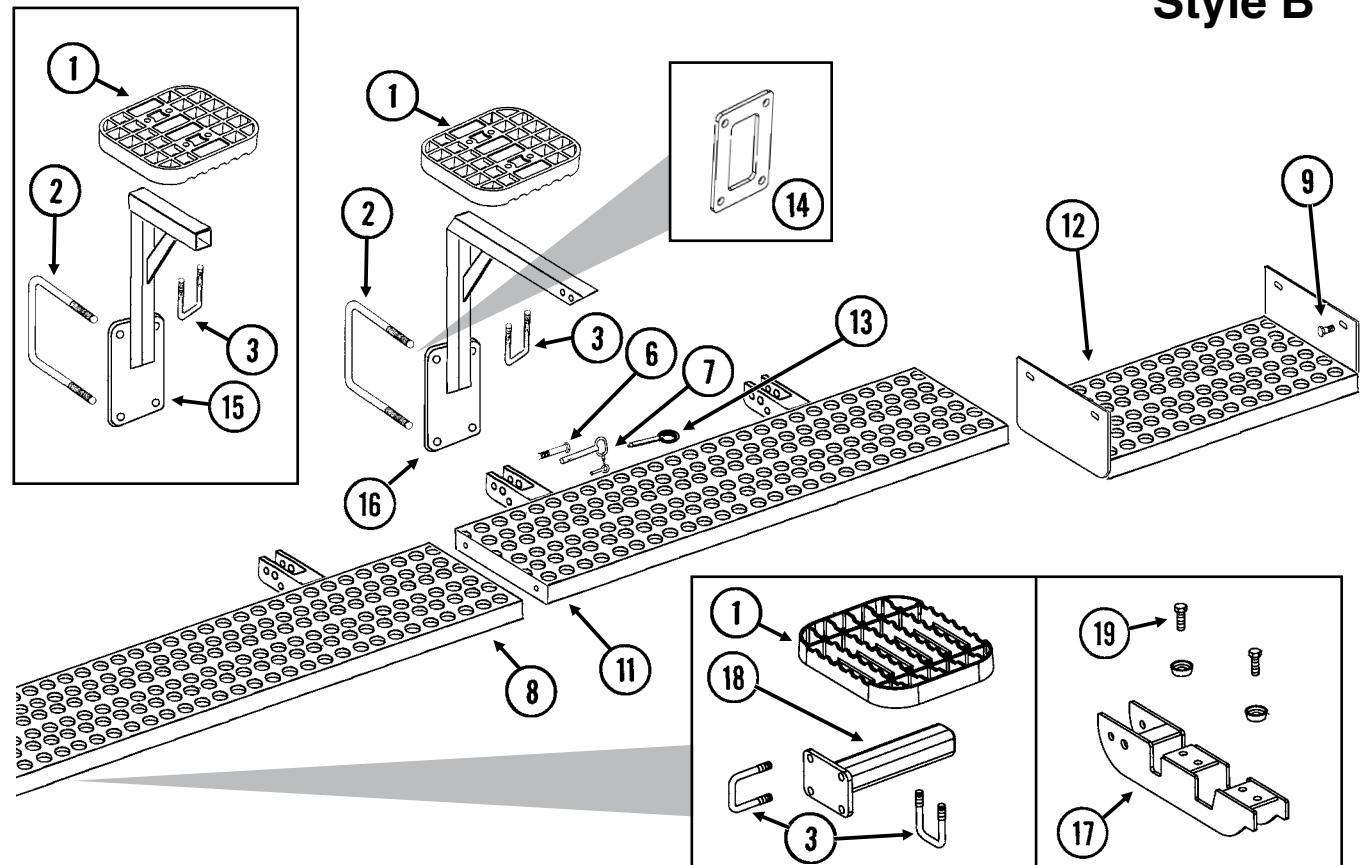
BULK SEED HOPPER CATWALK

(TWL189f/D16509/TWL189ff/TWL189g)

Style A



Style B



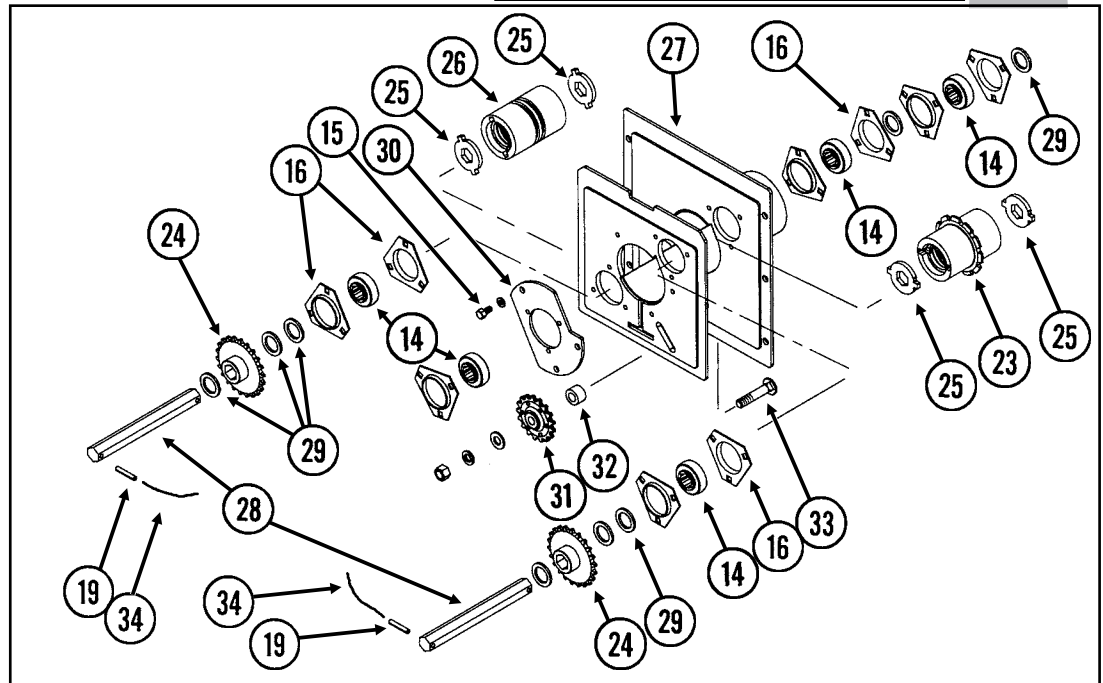
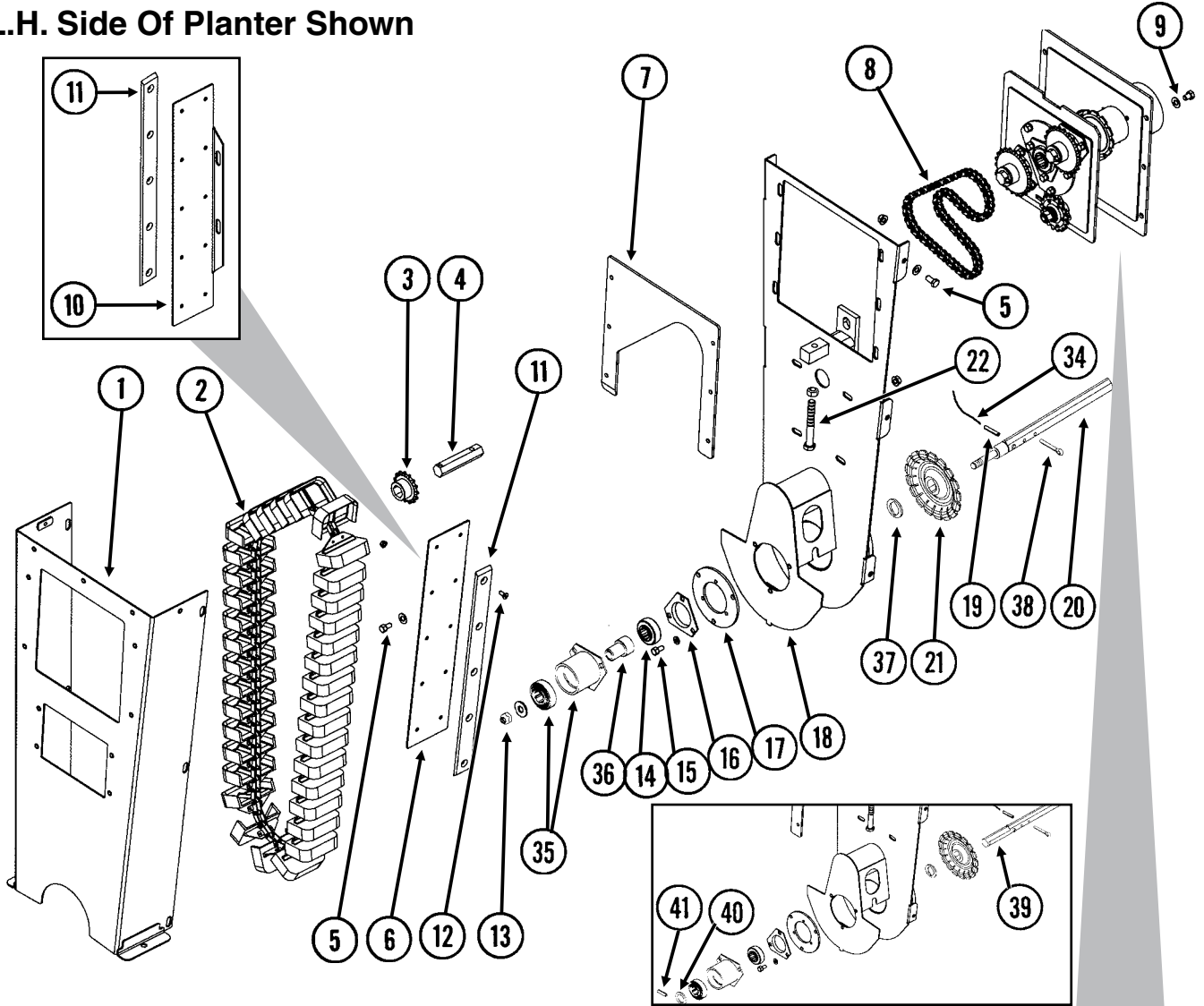
BULK SEED HOPPER CATWALK

ITEM	PART NO.	QTY.	DESCRIPTION
1.	GB0315	9-11	Step
2.	GD1113	-	U-Bolt, 5" x 7" x 5/8"-11
	G10230	-	Lock Washer, 5/8"
	G10104	-	Hex Nut, 5/8"-11
3.	GD2721	-	U-Bolt. 2" x 2" x 1/2"-13
	G10206	-	Washer, 1/2" SAE
	G10111	-	Lock Nut, 1/2"-13
4.	GA10065	2-2	Step Support, 20 1/2", 12 Row 30" Only
5.	GA10066	4-8	Step Support, 20 1/2", 12 Row 30" And 16 Row 30"
	GA10067	4-4	Step Support, 26 1/2", 12 Row 30" And 16 Row 30"
6.	G10033	8-12	Hex Head Cap Screw, 1/2"-13 x 3 1/2"
	G10111	8-12	Lock Nut, 1/2"-13
7.	GA6189	8-12	Hitch Pin
8.	GA9684	2	Catwalk, 96", 12 Row 30"
	GA9685	4	Catwalk, 61", 16 Row 30"
9.	G10338	-	Carriage Bolt, 5/16"-18 x 1 1/4"
	G10219	-	Washer, 5/16" USS
	G10232	-	Lock Washer, 5/16"
	G10106	-	Hex Nut, 5/16"-18
10.	GD14520	2	Plate, 6 1/2" x 11 7/8", 12 Row 30" And 16 Row 30"
11.	GA9682	1	Catwalk, 53", R.H., 12 Row 30" And 16 Row 30"
	GA9683	1	Catwalk, 53", L.H., 12 Row 30" And 16 Row 30" (Shown)
12.	GA10111	1	Center Catwalk, 25", 12 Row 30" And 16 Row 30"
13.	G10874	8-12	Detent Pin, 1/2" x 3 1/2" Grip
14.	GD16509	10-12	Plate
15.	GA12201	3	Step Support, 26 1/2", 12 Row 30" Only
16.	GA10067	8-12	Step Support, 26 1/2", 12 Row 30" And 16 Row 30"
17.	GA12208	1	Hinge Weld, 12 Row 30" Only
18.	GA12207	1	Step Support Weld
19.	G10017	2	Hex Head Cap Screw, 1/2"-13 x 1 1/2"
	GD17304	2	Washer
	G10111	2	Lock Nut, 1/2"-13

BULK SEED HOPPER ELEVATOR LIFT ASSEMBLY

(TWL299/TWL299b/TWL258a)

L.H. Side Of Planter Shown



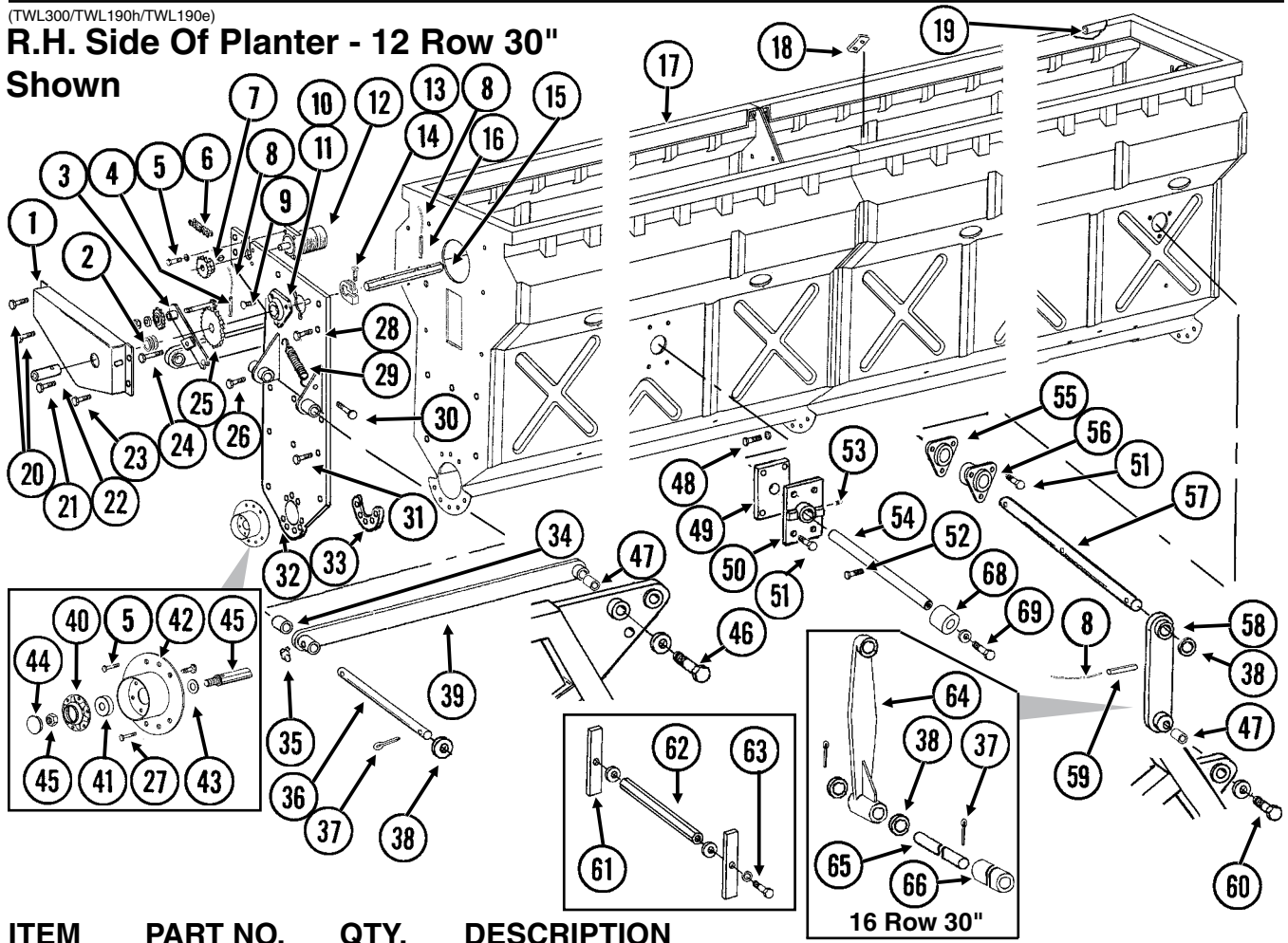
BULK SEED HOPPER ELEVATOR LIFT ASSEMBLY

ITEM	PART NO.	QTY. (Per Hopper)	DESCRIPTION
1.	GA10590	1	Outer Cover
2.	GA10671	1	Elevator Chain Assembly
	G1K398	-	Elevator Bucket W/Connector Links
	GR0194	-	Connector Link, No. 2040
3.	GA5105	1	Sprocket, 15 Tooth
4.	GD15559	1	Hex Shaft, 7/8" x 4 1/4" (2 Holes)
5.	G10002	8	Hex Head Cap Screw, 3/8"-16 x 3/4"
	G10210	20	Washer, 3/8" USS
	G10622	8	Serrated Flange Nut, 3/8"-16
6.	GD15692	1	Guide (R.H. Side Only)(Shown)
7.	GD15689	1	Mount, L.H. (Shown)
	GD15528	-	Mount, R.H.
8.	G3310-72	1	Chain, No. 40, 72 Pitch Including Connector Link
	GR0912	-	Connector Link, No. 40
9.	G10028	6	Hex Head Cap Screw, 3/4"-16 x 5/8"
	G10210	6	Washer, 3/8" USS
10.	GD15691	1	Guide (L.H. Side Only)
11.	GD15693	2	Wear Pad
12.	G11127	10	Hex Socket Head Cap Screw, 1/4"-20 x 1/2"
	G10621	10	Serrated Flange Nut, 1/4"-20
13.	G10111	1	Lock Nut, 1/2"-13
	G10216	1	Washer, 1/2" USS
14.	GA7841	6	Bearing, 7/8" Hex Bore
15.	G10018	21	Hex Head Cap Screw, 5/16"-18 x 5/8"
	G10232	21	Lock Washer, 5/16"
16.	G3400-01	11	Flangette
17.	GD15694	1	Overlay
18.	GA10985	1	Inner Cover
19.	G10602	7	Spring Pin, 1/4" x 1 1/2"
20.	GA11916	1	Inner Profile, 14 5/8"
21.	GD15746	1	Special Sprocket, 17 Tooth
22.	G10890	1	Hex Head Adjusting Bolt, 1/2"-13 x 4", Grade 2
	G10501	1	Hex Jam Nut, 1/2"-13, Grade 2
23.	GB0352	1	Sprocket, 11 Tooth
24.	GA5108	2	Sprocket, 23 Tooth
25.	GD15733	4	Drive Plate
26.	GB0353	1	Idler
27.	GA10591	1	Drive Plate, L.H. (Shown)
	GA10592	-	Drive Plate, R.H.
28.	GD15526	2	Hex Shaft, 7/8" x 8 3/8" (2 Holes)
29.	G10233	8	Machine Bushing, 1", 10 Gauge
30.	GD15695	1	Access Overlay
31.	GA7154	1	Sprocket W/Bearing, 18 Tooth
32.	GD4887-01	1	Sleeve, 1/2" I.D. x 5/8" Long
33.	G10315	1	Carriage Bolt, 1/2"-13 x 2 1/2"
	G10206	1	Washer, 1/2" SAE
	G10228	1	Lock Washer, 1/2"
	G10102	1	Hex Nut, 1/2"-13
34.	GD13524-01	7	Lock Wire, 10", Stainless Steel
35.	GA5223	1	Spacer W/Bearing
	GA5116	-	Bearing, 7/8" Hex Bore, Cylindrical
36.	GD16120	1	Spacer
37.	GD16397	1	Special Washer
38.	G10463	1	Cotter Pin, 1/4" x 1 1/2"
39.	GA12510	1	Shaft Assembly W/Spring Pin, 14 1/2"
	G10473	-	Spring Pin, 5/16" x 1 1/4"
40.	G10233	1	Machine Bushing, 1", 10 Gauge
41.	G10473	1	Spring Pin, 5/16" x 1 1/4"

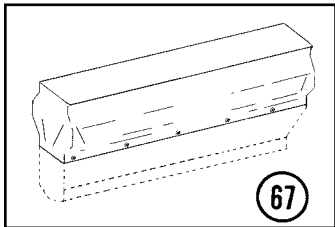
BULK SEED HOPPER AND HYDRAULIC MOTOR DRIVE

(TWL300/TWL190h/TWL190e)

R.H. Side Of Planter - 12 Row 30" Shown



ITEM	PART NO.	QTY. (Per Hopper)	DESCRIPTION
1.	GD13122	1	Cover, R.H.
	GD13123	-	Cover, L.H.
2.	G10233	3	Machine Bushing, 1", 10 Gauge
3.	GA9554	1	Idler W/Sprocket And Hardware (Shown)
	GA9553	-	Idler W/Sprocket And Hardware
	GA7154	-	Sprocket W/Bearing, 18 Tooth
	G10017	-	Hex Head Cap Screw, 1/2"-13 x 1 1/2"
	G10128	-	Machine Bushing, 1/2", 14 Gauge
	G10501	-	Hex Jam Nut, 1/2"-13, Grade 2
4.	G10602	1	Spring Pin, 1/4" x 1 1/2"
5.	G10001	7	Hex Head Cap Screw, 3/8"-16 x 1"
	G10229	7	Lock Washer, 3/8"
6.	G3310-88	1	Chain, No. 40, 88 Pitch Including Connector Link
	GR0912	-	Connector Link, No. 40
7.	GA9625	1	Sprocket, 20 Tooth
8.	GD13524-01	-	Lock Wire, 10", Stainless Steel
9.	G10312	3	Carriage Bolt, 5/16"-18 x 3/4"
	G10923	3	Flange Nut, 5/16"-18, No Serration
10.	G3400-01	2	Flangette
11.	GA7841	1	Bearing, 7/8" Hex Bore
12.	GA9395	1	Hydraulic Motor
	GR1558	-	Seal Kit (Eaton), Includes: (6) Seals, (1) BU Ring, (3) O-Rings, (7) Seal Washers
	GR1637	-	Seal Kit (TCI), Includes: (2) Seals, (1) Ring, (4) O-Rings
13.	GD11045	1	Lock Clamp
14.	G10130	1	Square Head Machine Bolt, 5/16"-18 x 1 3/4"
	G10923	1	Flange Nut, 5/16"-18, No Serration
15.	GD13460	1	Hex Shaft, 7/8" x 7 3/4" (2 Holes)
16.	G10606	2	Spring Pin, 1/4" x 2"
17.	-	-	See "Bulk Seed Hopper And Auger Assemblies", Pages P22 And P23
18.	GD13570	2	Plate, 1 1/2" x 2 1/2"
19.	GD13575-04	2	Tube, 1" O.D. x 137", 12 Row 30"
	GD13575-03	2	Tube, 1" O.D. x 207 1/2", 16 Row 30"
20.	G10001	3	Hex Head Cap Screw, 3/8"-16 x 1"
	G10622	3	Serrated Flange Nut, 3/8"-16



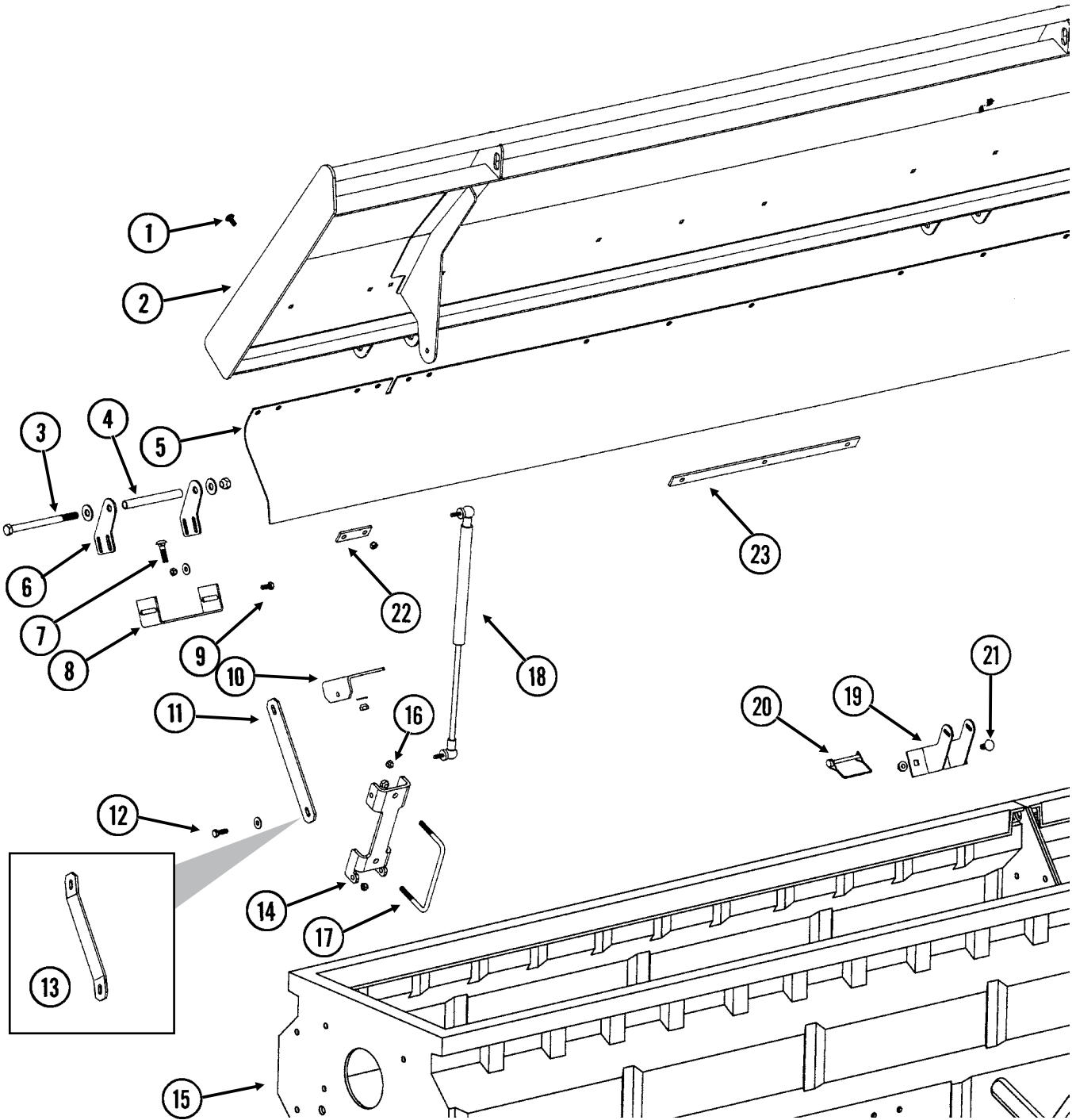
BULK SEED HOPPER AND HYDRAULIC MOTOR DRIVE

ITEM	PART NO.	QTY. (Per Hopper)	DESCRIPTION
21.	G10004	1	Hex Head Cap Screw, 3/8"-16 x 1 1/4"
	G11017	1	Flange Nut, 3/8"-16
22.	GD13554	1	Coupler, 3 1/4"
23.	G10004	2	Hex Head Cap Screw, 3/8"-16 x 1 1/4"
	G10622	2	Serrated Flange Nut, 3/8"-16
24.	G10036	1	Hex Head Cap Screw, 5/8"-11 x 4"
	G10104	1	Hex Nut, 5/8"-11
	G10107	1	Lock Nut, 5/8"-11
25.	GA7180	1	Sprocket, 40 Tooth
26.	G10004	2	Hex Head Cap Screw, 3/8"-16 x 1 1/4"
	G10201	2	Special Washer, 3/8" x 1 1/2" O.D.
	G10622	2	Serrated Flange Nut, 3/8"-16
27.	G10003	5	Hex Head Cap Screw, 3/8"-16 x 1 1/2"
	G10108	5	Lock Nut, 3/8"-16
28.	G10001	4	Hex Head Cap Screw, 3/8"-16 x 1"
	G10622	4	Serrated Flange Nut, 3/8"-16
29.	GD5857	1	Spring
30.	G10870	1	Clevis Pin, 3/8" x 1"
	G10860	1	Retaining Ring, 3/8"
31.	G11017	8	Flange Nut, 3/8"-16
	G10001	8	Hex Head Cap Screw, 3/8"-16 x 1"
32.	GA9157	1	Hopper Mount, L.H.
	GA9158	-	Hopper Mount, R.H.
33.	GD13555	3	Tie Plate
34.	GD0752-41	2	Sleeve, 1"
35.	G10779	2	Grease Fitting, 90°, 1/4"-28
36.	GD13143	1	Pin, 1 1/4" x 26"
37.	G10460	4	Cotter Pin, 1/4" x 2"
38.	G10979	8	Special Washer, 1 1/4"
39.	GA9160	2	Link, 52"
40.	GD10473	1	Bearing Housing
41.	GA2014	1	Bearing
42.	GA9848	1	End Cap
43.	G10020	6	Hex Head Cap Screw, 1/4"-20 x 5/8"
	G10110	6	Lock Nut, 1/4"-20, Grade B
44.	GD11845	1	Dust Cap
45.	GA11962	1	Inner Profile, 5 1/2"
	G10205	1	Washer, 5/8" SAE
	G10107	1	Lock Nut, 5/8"-11
46.	G11027	2	Hex Head Cap Screw, 7/8"-9 x 4"
	G10659	2	Washer, 7/8" USS
47.	GD2734-13	4	Sleeve, 1 1/4" O.D. x 3 1/8" Long
48.	G10047	-	Hex Head Cap Screw, 3/8"-16 x 1 3/4"
	G10108	-	Lock Nut, 3/8"-16
49.	GD13227	2	Plate, 4" x 6"
50.	GB0307	-	Plate
51.	G10003	-	Hex Head Cap Screw, 3/8"-16 x 1 1/2"
	G10622	-	Serrated Flange Nut, 3/8"-16
52.	G10049	1	Hex Head Cap Screw, 3/8"-16 x 2 1/2"
	G10108	1	Lock Nut, 3/8"-16
53.	G10640	-	Grease Fitting, 1/4"-28
54.	GD15888	1	Pin, 1 1/4" x 20"
55.	GD15743	-	Plate
56.	GA10699	1	Mount
57.	GD13144	1	Pin, 1 1/4" x 20 1/2"
58.	GA10731	2	Link, 15", 12 Row 30"
59.	G10600	2	Spring Pin, 5/16" x 2 1/4"
60.	G10417	4	Hex Head Cap Screw, 7/8"-9 x 4 1/2"
	G10659	4	Washer, 7/8" USS
61.	GD14056	4	Bar, 1" x 8"
62.	GD14057	2	Hex Shaft, 7/8" x 12"
63.	G10016	4	Hex Head Cap Screw, 1/2"-13 x 2"
	G10228	4	Lock Washer, 1/2"
	G10216	4	Washer, 1/2" USS
64.	GB0308	2	Link, 18", 16 Row 30"
65.	GD14500	1	Pin, 1 1/4" x 26 1/2"
66.	GD2725-09	1	Pipe, 1 1/4" x 10"
67.	G1K338	1	Hopper Cover Kit, 12 Row 30", Includes: (1) L.H. Bulk Seed Hopper Cover, (1) R.H. Bulk Seed Hopper Cover
	G1K339	1	Hopper Cover Kit, 16 Row 30", Includes: (1) L.H. Bulk Seed Hopper Cover, (1) R.H. Bulk Seed Hopper Cover
68.	GD15887	2	Sleeve, 2 1/4" Long
69.	G10007	2	Hex Head Cap Screw, 5/8"-11 x 1 1/2"
	G10217	2	Washer, 5/8" USS
A.	GA9859	-	Bearing Cap Assembly (Items 40-45)

BULK SEED HOPPER LID

(TWL257)

L.H. Side Of Planter Shown



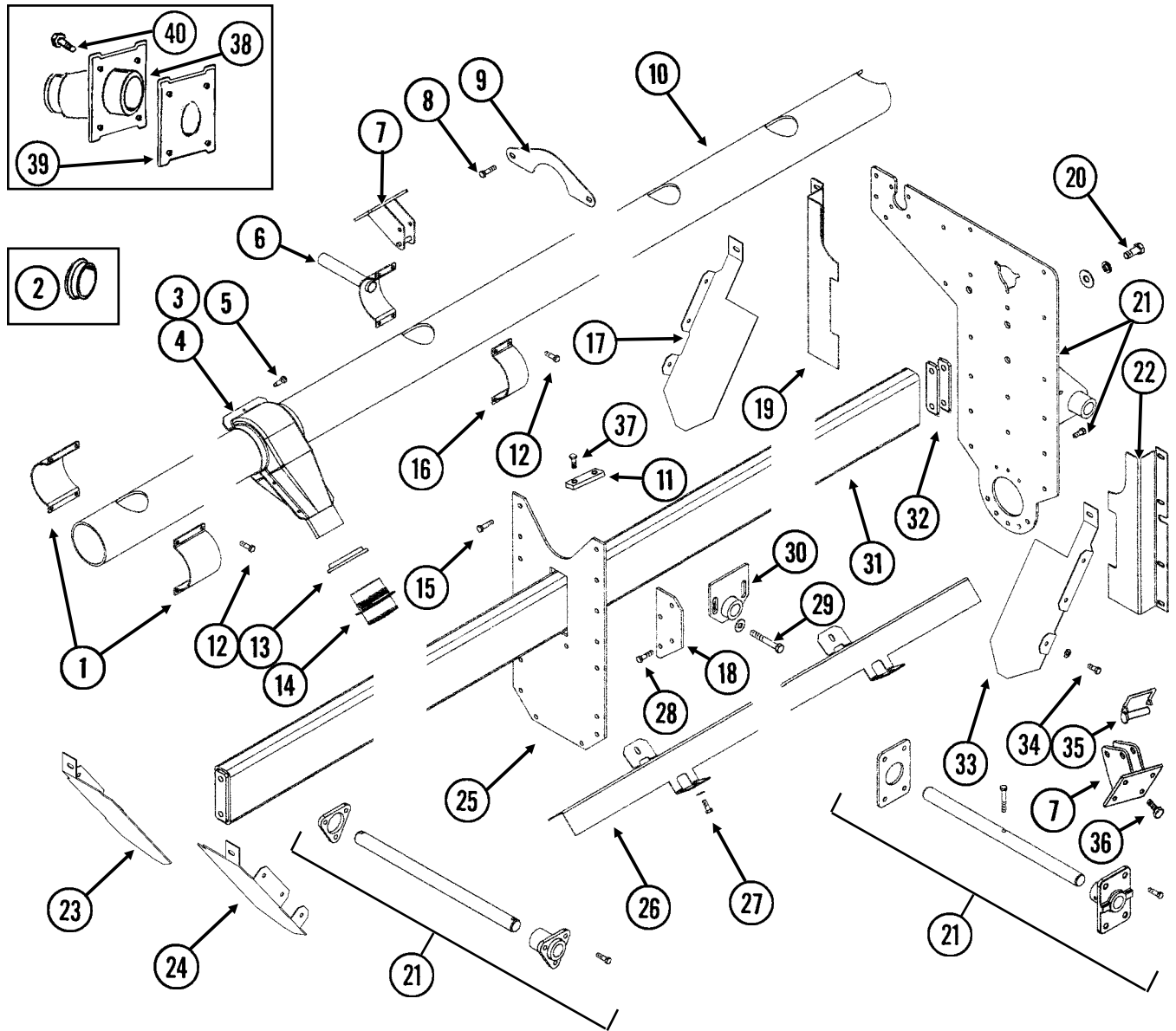
BULK SEED HOPPER LID

ITEM	PART NO.	QTY. (Per Hopper)	DESCRIPTION
1.	G10312	-	Carriage Bolt, 5/16"-18 x 3/4"
	G10109	-	Lock Nut, 5/16"-18, Grade 8
2.	GA10722	1	Hopper Lid, R.H., 12 Row 30"
	GA10721	1	Hopper Lid, L.H., 12 Row 30"
	GA10580	-	Hopper Lid, R.H., 16 Row 30"
	GA10581	-	Hopper Lid, L.H., 16 Row 30"
3.	G10829	3-4	Hex Head Cap Screw, 1/2"-13 x 6 1/2"
	G10216	6-8	Washer, 1/2" USS
	G10217	8	Washer, 5/8" USS
	G10111	3-4	Lock Nut, 1/2"-13
4.	GD7904-05	3	Sleeve, 5 3/8" Long
5.	GD15766	1	Splash Guard Strip, 12 Row 30"
	GD15482	-	Splash Guard Strip, 16 Row 30"
6.	GD13595	6-8	Hinge Tab
7.	G10301	12	Carriage Bolt, 3/8"-16 x 1 1/2"
	G10210	12	Washer, 3/8" USS
	G10108	12	Lock Nut, 3/8"-16
8.	GD15737	3-4	Hinge Plate
9.	G10043	12-16	Hex Head Cap Screw, 5/16"-18 x 3/4"
	G10219	24-32	Washer, 5/16" USS
	G10109	12-16	Lock Nut, 5/16"-18, Grade 8
10.	GD15738	2	Bracket
11.	GD13152	1-2	Brace
12.	G10019	4	Hex Head Cap Screw, 5/16"-18 x 1"
	G10219	4	Washer, 5/16" USS
	G10923	4	Flange Nut, 5/16"-18, No Serration
13.	GD15748	1	Brace, 16 Row 30" Only
14.	GD13198	2	Spring Anchor
15.		-	See "Bulk Seed Hopper And Auger Assemblies", Pages P22 And P23
16.	G10109	-	Lock Nut, 5/16"-18, Grade 8
17.	GD13491	2	U-Bolt, 2" x 6" x 3/8"-16
	G10108	4	Lock Nut, 3/8"-16
18.	GA9404	2	Gas Spring, 134 Pounds
19.	GA9588	1	Latch
20.	GD10705	1	Locking Clip Pin, 1/4" x 2 1/2"
21.	G10305	2	Carriage Bolt, 3/8"-16 x 1"
	G11017	2	Flange Nut, 3/8"-16
22.	GD13470	8	Retainer, 1" x 3"
23.	GD12847	2	Retainer, 1" x 18"

BULK SEED HOPPER AUGER MANIFOLD ASSEMBLY

L.H. Side Of Planter Shown

(TWL261aa)



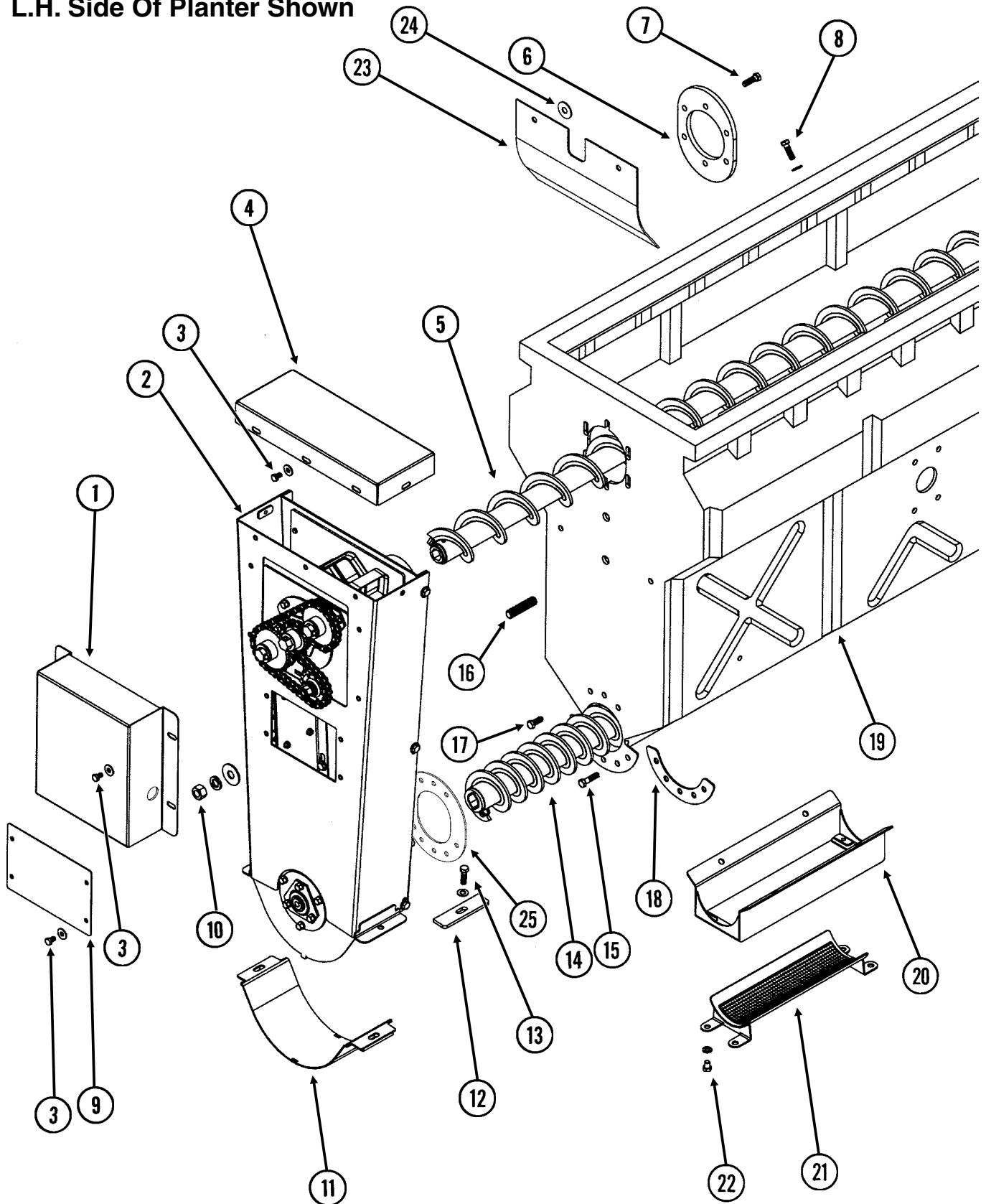
BULK SEED HOPPER AUGER MANIFOLD ASSEMBLY

ITEM	PART NO.	QTY. (Per Hopper)	DESCRIPTION
1.	GD15757	2	Clamp
2.	G11000	-	Cap, 3"
3.	GD11968	-	Funnel, Top
4.	GA9621	-	Funnel, Bottom
5.	G11020	1	Phillips Pan Head Machine Screw, No. 10-24
6.	GA9159	1	Handle
7.	GA9196	2	Latch
8.	G10003	2	Hex Head Cap Screw, 3/8"-16 x 1 1/2"
	G10622	2	Serrated Flange Nut, 3/8"-16
9.	GD14058	1-2	Bracket
10.	GD16173	1	Distribution Manifold, 140", L.H., 12 Row 30"
	GD15744	-	Distribution Manifold, 140", R.H., 12 Row 30"
	GD15471	-	Distribution Manifold, 210 1/2", L.H., 16 Row 30"
	GD15470	-	Distribution Manifold, 189", R.H., 16 Row 30"
11.	GD13628	1	Tap Block, 1" x 4"
12.	G10043	4	Hex Head Cap Screw, 5/16"-18 x 3/4"
	G10109	4	Lock Nut, 5/16"-18, Grade 8
13.	GB0313	12-16	Nut, 3 1/4"-12
14.	GB0312	12-16	Nipple
15.	G10003	13	Hex Head Cap Screw, 3/8"-16 x 1 1/2"
	G11017	13	Flange Nut, 3/8"-16
16.	GD13183	1	Clamp
17.	GD13125	1	Baffle, L.H.
18.	GD13120	4	Tie Bar
19.	GD13126	1	Baffle, R.H.
20.	G10010	2	Hex Head Cap Screw, 5/8"-11 x 3"
	G10217	2	Washer, 5/8" USS
	G10230	2	Lock Washer, 5/8"
21.		-	See "Bulk Seed Hopper And Hydraulic Motor Drive", Pages P16 And P17
22.	GD13127	1	Baffle, L.H.
23.	GD15535	1	Baffle
24.	GD15534	1	Baffle
25.	GD13571	2	Tie Plate, 16 Row 30"
26.	GD13138	2	Tunnel Cover
27.	G10001	-	Hex Head Cap Screw, 3/8"-16 x 1"
	G10210	-	Washer, 3/8" USS
	G11017	-	Flange Nut, 3/8"-16
28.	G10003	-	Hex Head Cap Screw, 3/8"-16 x 1 1/2"
	G10622	-	Serrated Flange Nut, 3/8"-16
29.	G10033	-	Hex Head Cap Screw, 1/2"-13 x 3 1/2"
	G10216	-	Washer, 1/2" USS
	G10111	-	Lock Nut, 1/2"-13
30.	GA9175	2	Support
31.	GA10725	1	Support Tube, 140 1/2", 12 Row 30"
	GA10579	-	Support Tube, 211", 16 Row 30"
32.	GD13576	-	Shim, 1 3/8" x 5 3/8", 10 Gauge (As Required)
	GD13577	-	Shim, 1 3/8" x 5 3/8", 1/4" Thick (As Required)
33.	GD13124	-	Baffle Plate, R.H.
34.	G10001	8	Hex Head Cap Screw, 3/8"-16 x 1"
	G10210	8	Washer, 3/8" USS
	G10622	8	Serrated Flange Nut, 3/8"-16
35.	GD10705	2	Locking Clip Pin, 1/4" x 2 1/2"
36.	G10001	8	Hex Head Cap Screw, 3/8"-16 x 1"
	G10210	8	Washer, 3/8" USS
	G11017	8	Flange Nut, 3/8"-16
37.	G10017	2	Hex Head Cap Screw, 1/2"-13 x 1 1/2"
	G10102	2	Hex Nut, 1/2"-13
38.	GA10764	1	Drop Tube
39.	GD15812	1	Plate
40.	G10019	4	Hex Head Cap Screw, 5/16"-18 x 1"
	G10923	4	Flange Nut, 5/16"-18, No Serration

BULK SEED HOPPER AND AUGER ASSEMBLIES

(TWL259b)

L.H. Side Of Planter Shown

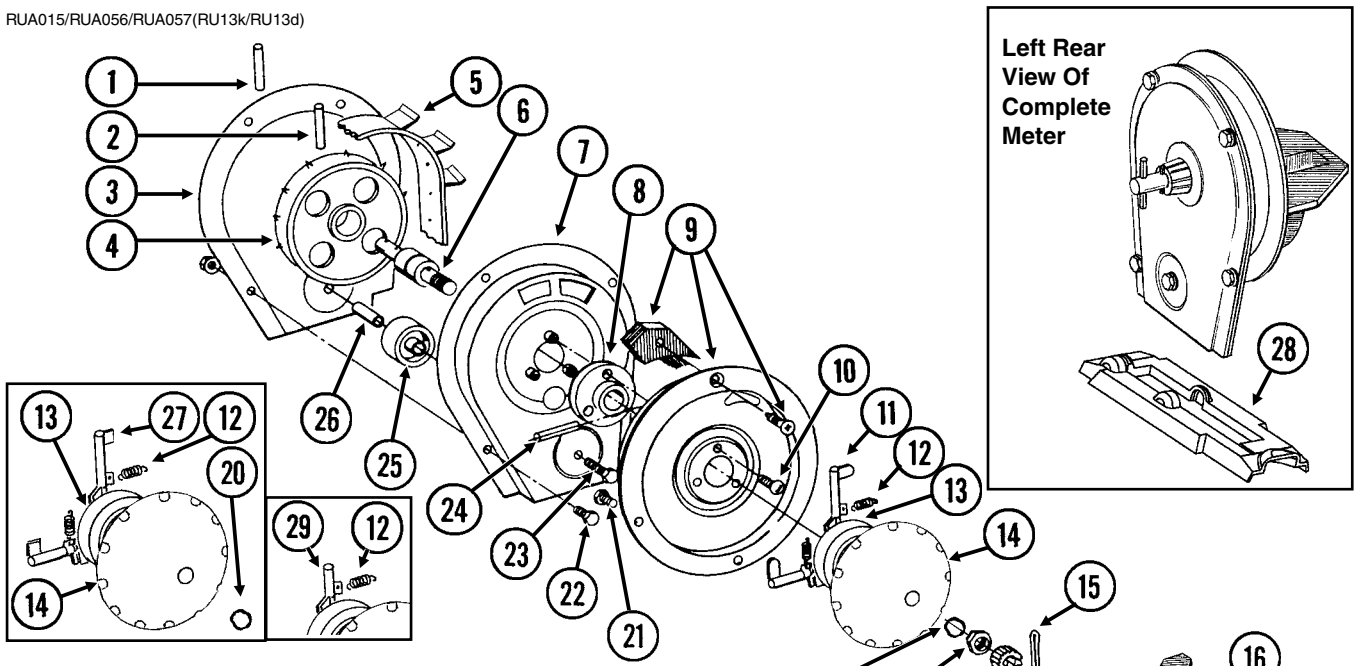


BULK SEED HOPPER AND AUGER ASSEMBLIES

ITEM	PART NO.	QTY. (Per Hopper)	DESCRIPTION
1.	GD15530	1	Cover
2.		-	See "Bulk Seed Hopper Elevator Lift Assembly", Pages P14 And P15
3.	G10054	13	Hex Head Cap Screw, 5/16"-18 x 1/2"
	G10219	13	Washer, 5/16" USS
4.	GD15529	1	Cover
5.	GA9191	1	Top Auger, L.H., 147 1/2", 12 Row 30"
	GA9192	-	Top Auger, R.H., 147 1/2", 12 Row 30"
	GA9193	-	Top Auger, L.H., 217 1/2", 16 Row 30"
	GA9194	-	Top Auger, R.H., 217 1/2", 16 Row 30"
6.	GD15525	1	Flange
7.	G10004	6	Hex Head Cap Screw, 3/8"-16 x 1 1/4"
8.	G10004	4	Hex Head Cap Screw, 3/8"-16 x 1 1/4"
	G10210	8	Washer, 3/8" USS
	G10108	4	Lock Nut, 3/8"-16
9.	GD15531	1	Cover
10.	G10217	2	Washer, 5/8" USS
	G10230	2	Lock Washer, 5/8"
	G10104	2	Hex Nut, 5/8"-11
11.	GA10688	1	Cover
12.	GD15735	2	Plate, 1 1/4" x 4 3/4"
13.	G10004	2	Hex Head Cap Screw, 3/8"-16 x 1 1/4"
	G10210	2	Washer, 3/8" USS
	G10622	2	Serrated Flange Nut, 3/8"-16
14.	GA10971	1	Floor Auger, L.H., 144 3/4", 12 Row 30"
	GA10972	-	Floor Auger, R.H., 144 3/4", 12 Row 30"
	GA10969	-	Floor Auger, L.H., 215 1/4", 16 Row 30"
	GA10964	-	Floor Auger, R.H., 215 1/4", 16 Row 30"
15.	G10003	5	Hex Head Cap Screw, 3/8"-16 x 1 1/2"
	G10108	5	Lock Nut, 3/8"-16
16.	GD15756	2	Stud, 5/8"-11 x 2 3/4"
17.	G10001	3	Hex Head Cap Screw, 3/8"-16 x 1"
	G11017	3	Flange Nut, 3/8"-16
18.	GD13555	1	Tie Plate
19.	GD15466	1	Inner Hopper Section, R.H., 12 Row 30" And 16 Row 30"
	GD16162	1	Outer Hopper Section, R.H., 12 Row 30" And 16 Row 30"
	GD15467	1	Inner Hopper Section, L.H., 12 Row 30" And 16 Row 30"
	GD16163	1	Outer Hopper Section, L.H., 12 Row 30" And 16 Row 30"
	GD15465	1	Center Hopper Section, R.H. And L.H., 16 Row 30"
20.	GA10583	1	Mount
21.	GA10587	1	Screen
22.	G10018	4	Hex Head Cap Screw, 5/16"-18 x 5/8"
	G10229	4	Lock Washer, 3/8"
23.	GD16193	1	Rubber Baffle
24.		-	See Item 26 On Pages P16 And P17
25.	GD16174	1	Flange

FINGER PICKUP SEED METER

RUA015/RUA056/RUA057(RU13k/RU13d)

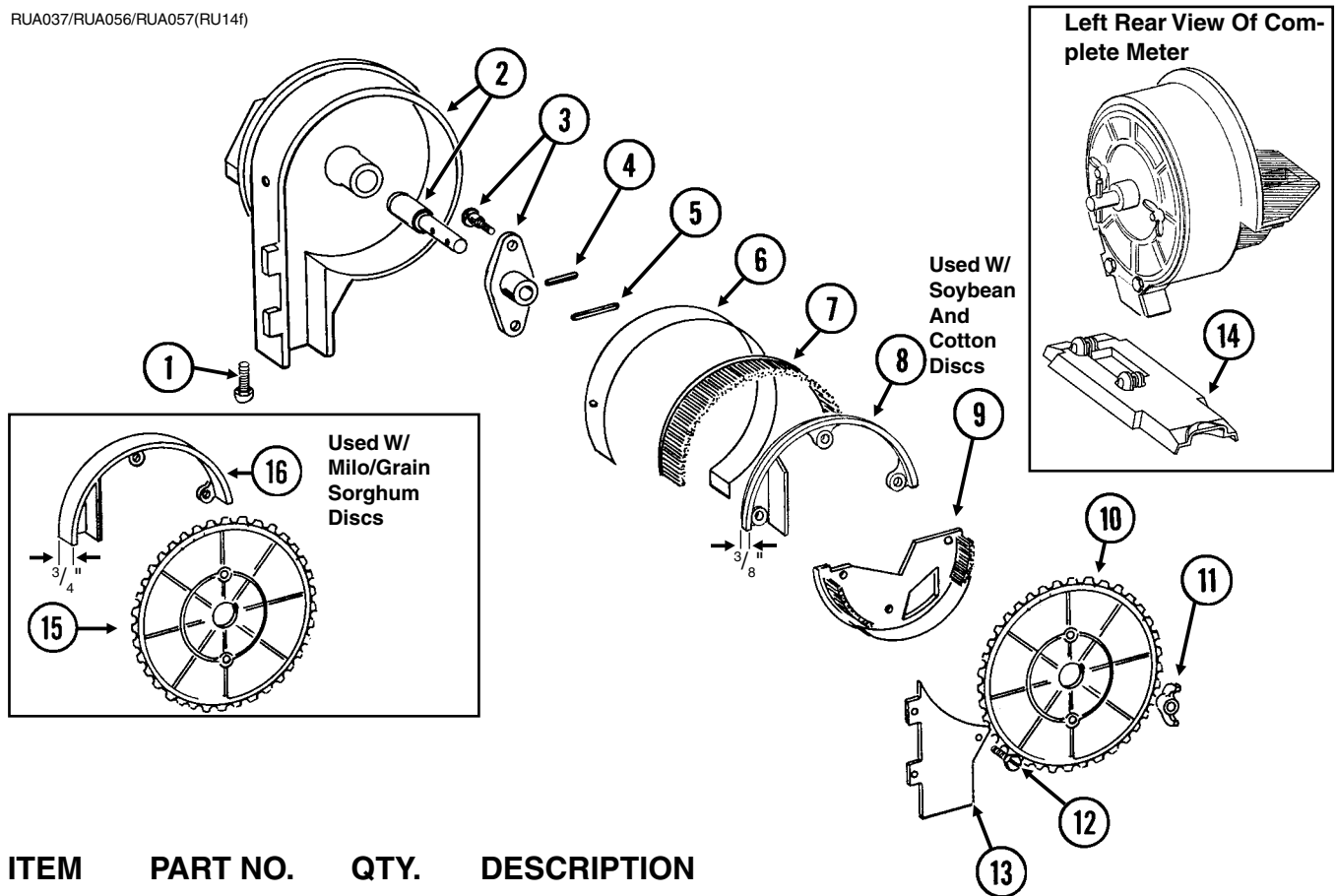


ITEM	PART NO.	QTY. (Per Row)	DESCRIPTION
1.	G10602	1	Spring Pin, 1/4" x 1 1/2"
2.	G10604	1	Spring Pin, 3/16" x 1 1/2"
3.	GD1039	1	Housing Cover
4.	GD1041	1	Belt Drive Sprocket
5.	GD11286	1	Seed Belt
6.	GA2019	1	Bearing
7.	GA2018	1	Conveyor Housing
8.	GB0110	1	Bearing Housing
9.	GR1569	1	Carrier Plate W/Brush And Screw
	GA2020	-	Brush
	G10690	-	Rolling Thread Screw, No. 10 x 3/4"
10.	G10401	3	Slotted Hex Washer Head Screw, No. 10-32 x 5/8"
11.	GD18704	12	Finger, Corn
12.	GD6501	12	Spring
13.	GB1410	1	Cam
14.	GD11528	1	Finger Holder
15.	G10470	1	Cotter Pin, 5/32" x 1"
16.	G11009	2	Locking Thumbscrew, 5/16"-18 x 3/4"
17.	GD11311	1	Seed Baffle
18.	GD1083	1	Cover Nut
19.	G10500	1	Jam Nut, 5/8"-18 UNF
20.	GA8343	1	Wave Washer, 5/8" (Triple Wave)
21.	G10020	3	Hex Head Cap Screw, 1/4"-20 x 5/8"
	G10323	3	Hex Flange Nut, 1/4"-20, No Serrations
22.	G10022	4	Hex Head Cap Screw, 1/4"-20 x 1/2"
	G10621	4	Serrated Flange Nut, 1/4"-20
23.	G10021	1	Hex Head Cap Screw, 1/4"-20 x 1 1/2"
	G10621	1	Serrated Flange Nut, 1/4"-20
24.	G10603	1	Spring Pin, 1/4" x 1 1/4"
25.	GD1042	1	Idler
26.	GB0120	1	Bushing, 17/64" I.D. x 1 1/32" Long
27.	GD10226	12	Finger, Oil Sunflower
28.	GD15698	1	Shank Cover, Finger Pickup Seed Meter
29.	GD11787	-	Half Rate Blank Finger

- A. GR1848 - Finger Assembly, Corn (Items 11-14 And 20)
- B. GR1327 - Finger Assembly, Oil Sunflower (Items 12-14, 20 And 27)

BRUSH-TYPE SEED METER

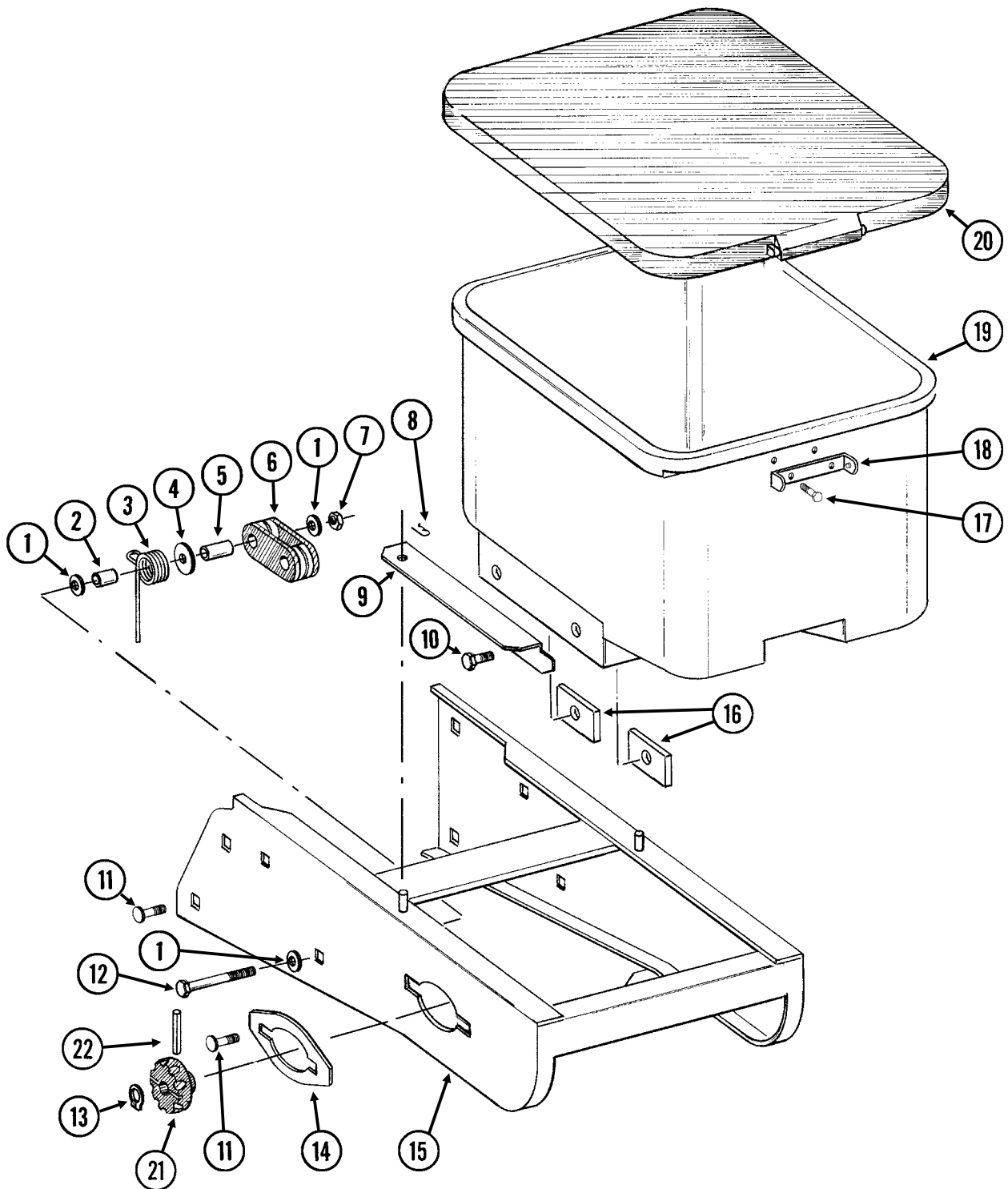
RUA037/RUA056/RUA057(RU14f)



ITEM	PART NO.	QTY.	DESCRIPTION
		(Per Row)	
1.	G11009	2	Locking Thumbscrew, 5/16"-18 x 3/4"
2.	GA6027	1	Housing W/Bearing
	GA5698	-	Bearing
3.	GA6038	1	Hub W/Shoulder Bolts
	GD1755	-	Shoulder Bolt, 1/4"-20 (2 Used)
4.	G10603	1	Spring Pin, 1/4" x 1 1/4"
5.	G10602	1	Spring Pin, 1/4" x 1 1/2"
6.	GD8778	1	Wear Strip
7.	GA5699	1	Upper Brush
8.	GD11122	1	Upper Brush Retainer (Used W/Soybean And Cotton Discs)
9.	GA5834	1	Lower Brush
10.	GA5794	-	Seed Disc, Soybean, 60 Cell, Black Color-Coded
	GA6184	-	Seed Disc, Specialty Soybean, 48 Cell, Dark Blue Color-Coded
	GA5796	-	Seed Disc, Cotton, Acid-Delinted, 30 Cell, White Color-Coded
	GA6168	-	Seed Disc, Large Cotton, Acid-Delinted, 36 Cell, Tan Color-Coded
	GA6478	-	Seed Disc, High-Rate Cotton, Acid-Delinted, 48 Cell, Light Green Color-Coded
	GA6182	-	Seed Disc, Hill-Drop Cotton, Acid-Delinted, 12 Cell, Brown Color-Coded
	GA7255	-	Seed Disc, Small Hill-Drop Cotton, Acid-Delinted, 12 Cell, Dark Green Color-Coded
11.	G10531	2	Wing Nut W/Nylon Insert, 1/4"-20
12.	G11151	9	Hex Washer Head Screw, No. 10-24 x 1/2"
	G10634	-	Slotted Tap Screw, No. 10-24 x 5/8" (Use As Required)
13.	GD7878	1	Cover
14.	GD15699	1	Shank Cover, Brush-Type Seed Meter
15.	GA5982	-	Seed Disc, Small Milo/Grain Sorghum, 30 Cell, Red Color-Coded
	GA6187	-	Seed Disc, Large Milo/Grain Sorghum, 30 Cell, Light Blue Color-Coded
	GA5795	-	Seed Disc, High-Rate Small Milo/Grain Sorghum, 60 Cell, Red Color-Coded
	GA6633	-	Seed Disc, High-Rate Large Milo/Grain Sorghum, 60 Cell, Yellow Color-Coded
16.	GD8237	-	Upper Brush Retainer (Used W/Milo/Grain Sorghum Discs)

GRANULAR CHEMICAL HOPPER AND HOPPER PANEL EXTENSION

(METR14d)

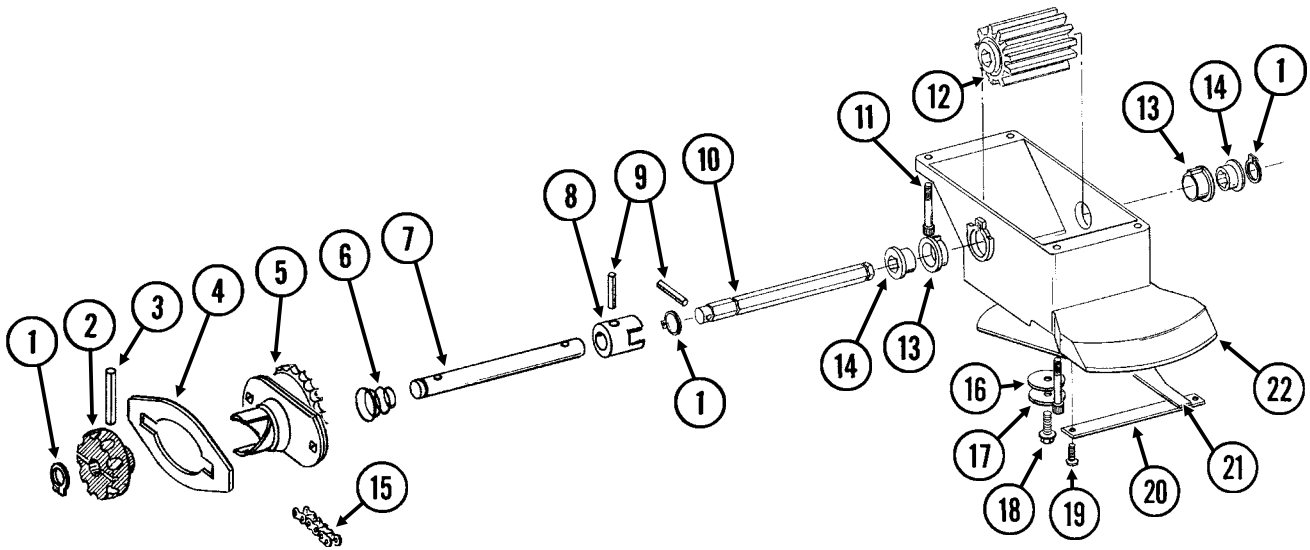


GRANULAR CHEMICAL HOPPER AND HOPPER PANEL EXTENSION

ITEM	PART NO.	QTY. (Per Row)	DESCRIPTION
1.	G10210	3	Washer, 3/8" USS
2.	GD2971-10	1	Sleeve, 9/16" Long
3.	GD11219	1	Spring
4.	G10201	1	Special Washer, 3/8" x 1 1/2" O.D.
5.	GD1026	1	Sleeve, 1 3/16" Long
6.	GD11962	1	Idler
7.	G10108	1	Lock Nut, 3/8"-16
8.	G10670	2	Hair Pin Clip, No. 3
9.	GD1059L	1	Support, L.H. (Shown)
	GD1059R	1	Support, R.H.
10.	G10002	4	Hex Head Cap Screw, 3/8"-16 x 3/4"
	G10229	4	Lock Washer, 3/8"
11.	G10312	8	Carriage Bolt, 5/16"-18 x 3/4"
	G10620	8	Serrated Flange Nut, 5/16"-18
12.	G10325	1	Hex Head Cap Screw, 3/8"-16 x 2 3/4"
13.	G10567	3	External Retaining Ring, 5/8"
14.	GD11305	1	Plate
15.	A10759	1	Hopper Panel Extension (Non-Stock Item) (Sub Wholegoods Order Code 700-01099)
16.	GD11424	4	Block
17.	G10023	2	Hex Head Cap Screw, 1/4"-20 x 3/4"
	G10621	2	Serrated Flange Nut, 1/4"-20
18.	GD1060	1	Hinge
19.	GA8371	1	Hopper
20.	GA4444	1	Lid
21.	GD11239	1	Knob
22.	G10602	1	Spring Pin, 1/4" x 1 1/2"

GRANULAR CHEMICAL METER AND METER DRIVE

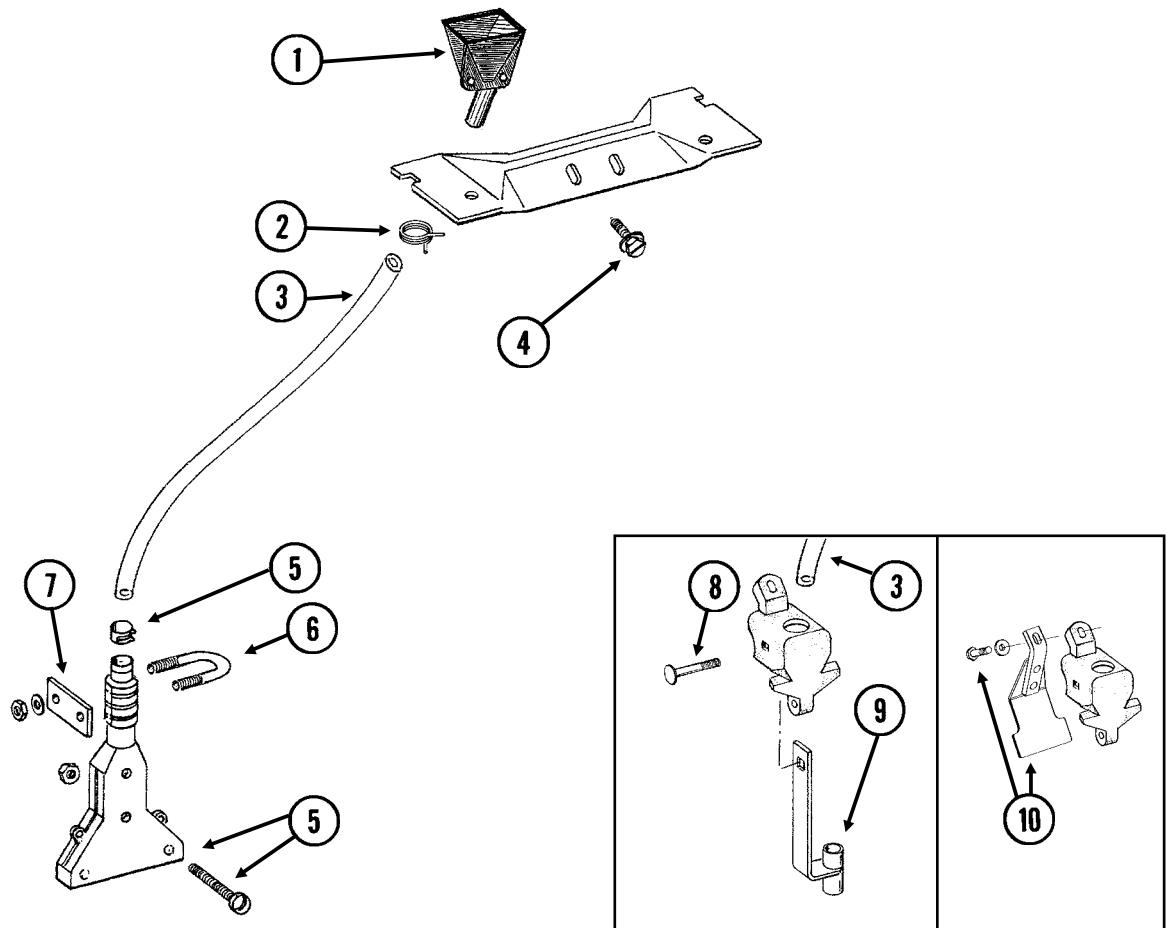
RUA051/RUB028(RU91a)



ITEM	PART NO.	QTY. (Per Row)	DESCRIPTION
1.	G10567	3	External Retaining Ring, 5/8"
2.	GD11239	1	Knob
3.	G10602	1	Spring Pin, 1/4" x 1 1/2"
4.		-	See "Granular Chemical Hopper And Hopper Panel Extension", Pages P26 And P27
5.	GA8364	1	Sprocket And Bearing, Drive Clutch, 24 Tooth
6.	GD11413	1	Spring
7.	GD11240	1	Shaft
8.	GB0278	1	Coupler
9.	G10546	2	Spring Pin, 3/16" x 1 1/4"
10.	GD11297	1	Shaft
11.	G10921	4	Hex Socket Head Cap Screw, No. 10-24 x 7/8"
	G10257	4	Lock Washer, No. 10
12.	GD7148	1	Feed Roller, Hex Bore
13.	GB0115	2	Bearing
14.	GD7258	2	Hex Bushing
15.	G3303-114	1	Chain, No. 41, 114 Pitch Including Connector Link
	GR0196	1	Connector Link, No. 41
16.	G10660	1	Wave Washer, 1/2"
17.	G10209	1	Washer, 1/4" USS
18.	G10570	1	Slotted Hex Self-Tapping Screw, 1/4"-20 x 3/4"
19.	G11073	2	Slotted Hex Self-Tapping Screw, No. 10 x 3/8"
20.	GD1061	1	Support Strap
21.	GD1063	1	Metering Gate
22.	GB0116	1	Granular Housing
A.	GA8326	-	Granular Chemical Meter Complete (Items 1, 9, 10, 12-14 And 16-22)

GRANULAR CHEMICAL BANDING OPTIONS

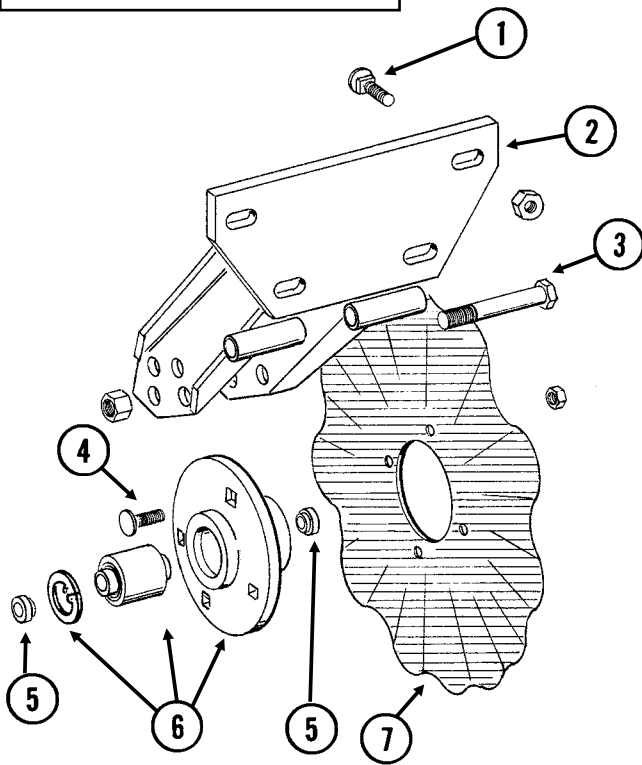
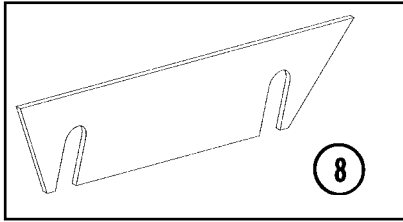
RUA061/RUA073(RU101mm)



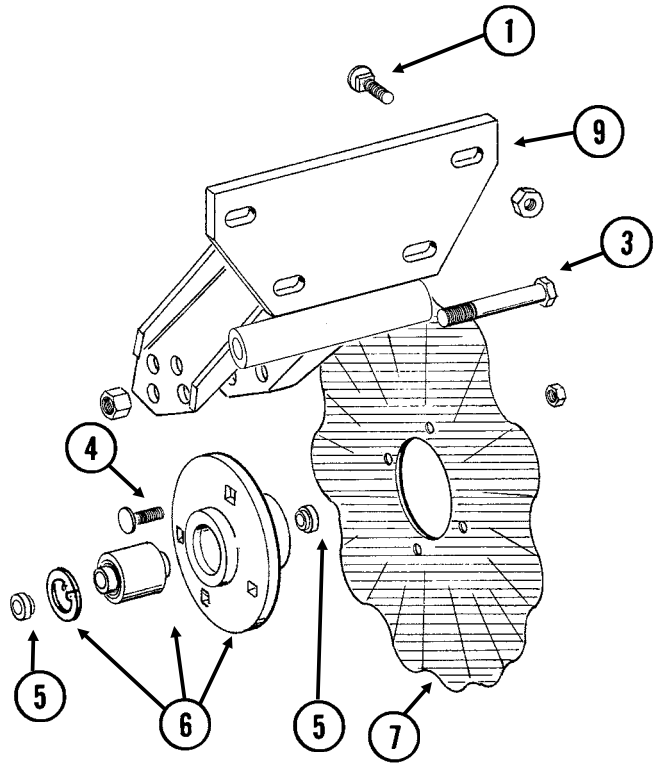
ITEM	PART NO.	QTY.	DESCRIPTION
1.	GD2423	1	Funnel
2.	G11209	1	Wire Hose Clamp, 3/4"
3.	GD2947	1	Hose, 7/16" x 28"
4.	G10523	2	Slotted Pan Head Self-Tapping Screw, No. 10 x 1/2"
5.	GA6907	1	Slope-Compensating Bander W/Hardware (4 1/2" Band Width)
	G10864	1	Uni-Clamp
	G10757	2	Pan Head Screw, No. 10-32 x 1 1/4"
	G10758	2	Hex Nut, No. 10-32
6.	GD10963	1	U-Bolt, 1 1/2" x 1 5/16" x 1/4"-20
	G10209	2	Washer, 1/4" USS
	G10110	2	Lock Nut, 1/4"-20, Grade B
7.	GD10984	1	Spacer
8.	G10315	1	Carriage Bolt, 1/2"-13 x 2 1/2" (Replaces Existing 1/2" x 2 1/4" Hardware)
9.	GA6741	1	Bracket (Straight Drop In-Furrow)
10.	G1K385	-	Bander Shield Kit W/Hardware And Instruction
	G10003	1	Hex Head Cap Screw, 3/8"-16 x 1 1/2"
	GD14659	1	Special Washer, 3/8", Hardened

ROW UNIT MOUNTED NO TILL COULTER

(D14398/RU102c/RU152)



STYLE A



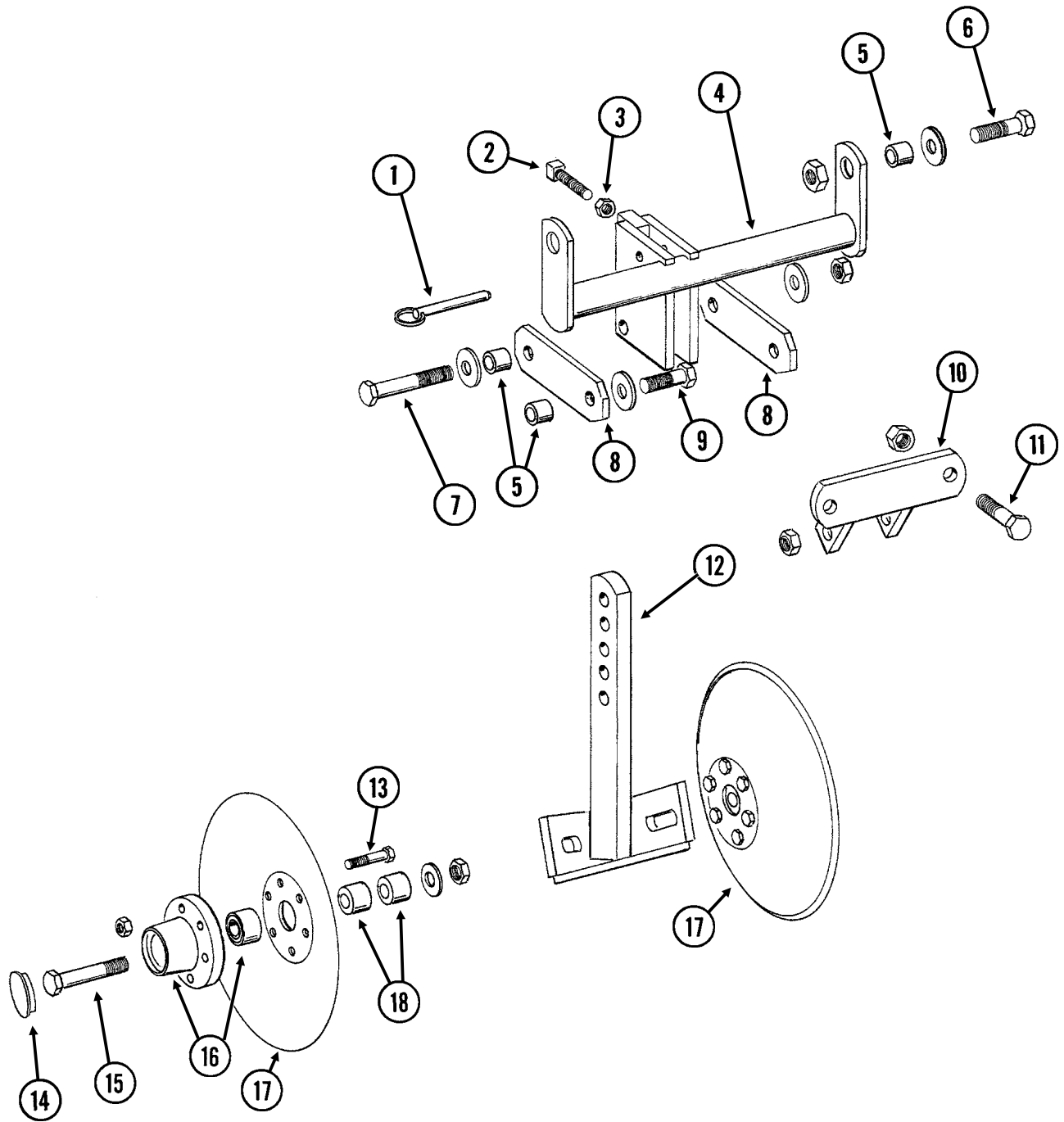
STYLE B

ROW UNIT MOUNTED NO TILL COULTER

ITEM	PART NO.	QTY.	DESCRIPTION
		(Per Row)	
1.	G10574	4	Carriage Bolt, 1/2"-13 x 1 1/4"
	G10111	4	Lock Nut, 1/2"-13
2.	GA5625	1	Arm (Style A)
3.	G10036	1	Hex Head Cap Screw, 5/8"-11 x 4"
	G10107	1	Lock Nut, 5/8"-11
4.	G10574	4	Carriage Bolt, 1/2"-13 x 1 1/4"
	G10111	4	Lock Nut, 1/2"-13
5.	GD11677	2	Adapter
6.	GA8641	1	Hub W/Bearing And Retaining Ring
	GA8603	-	Bearing, Double Row
	GD11652	-	Retaining Ring, 2 7/16"
7.	GD7803	-	Disc Blade, Fluted, 1", 8 Flutes (Shown)
	GD7804	-	Disc Blade, Bubbled, 1"
	GD9254	-	Disc Blade, Fluted, 3/4", 13 Flutes
8.	GD14398	-	Spacer
9.	GA11520	1	Arm (Style B)

ROW UNIT MOUNTED DISC FURROWER

RUA059/RUA058(RU99/RU98g)

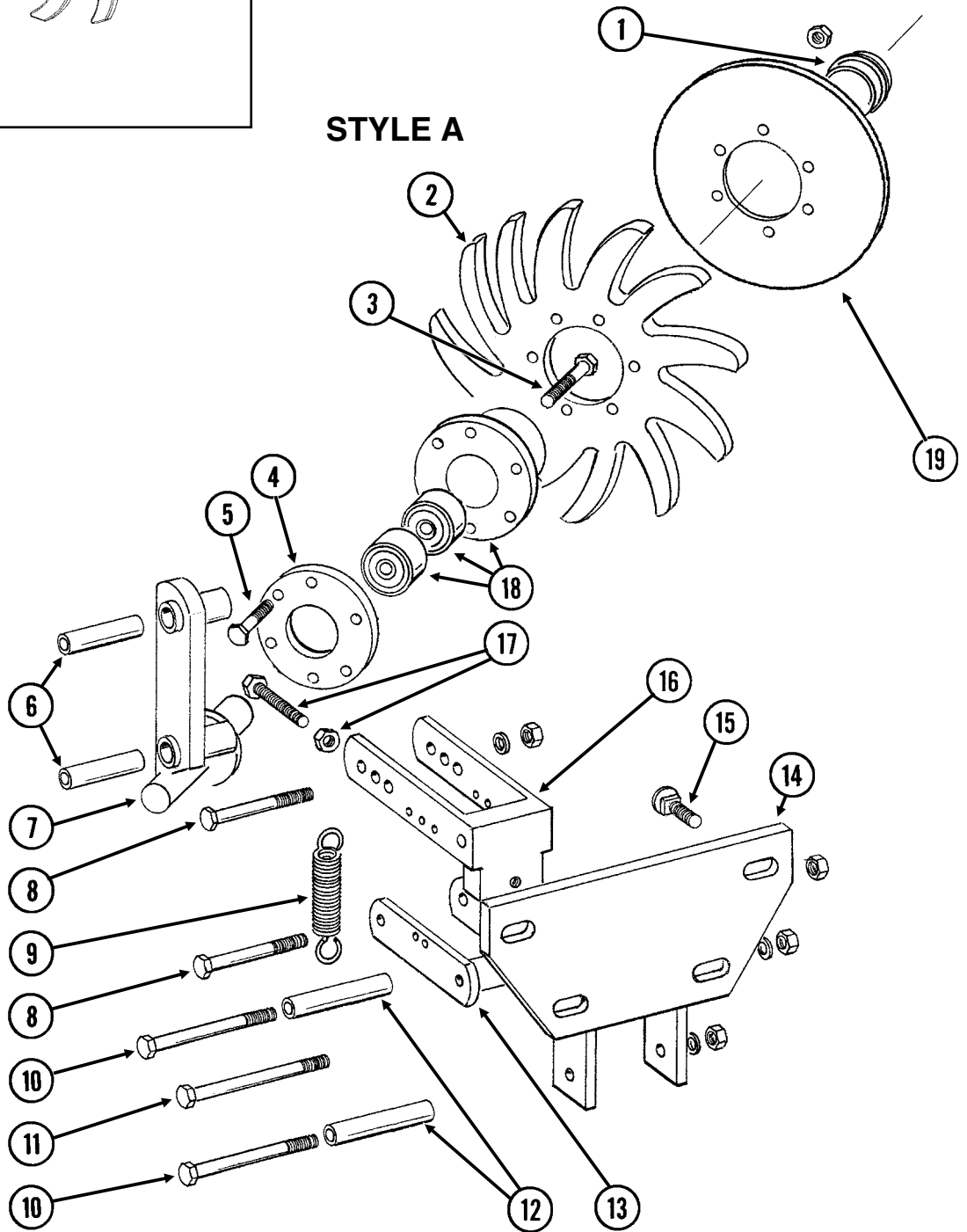
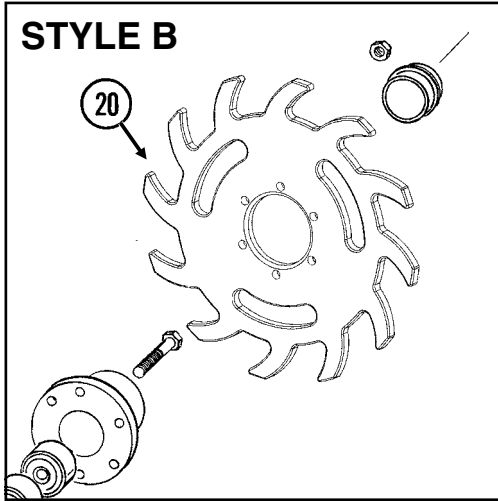


ROW UNIT MOUNTED DISC FURROWER

ITEM	PART NO.	QTY. (Per Row)	DESCRIPTION
1.	G10536	1	Detent Pin, 1/2" x 2 1/2" Grip
2.	G10597	1	Square Head Set Screw, 5/8"-11 x 2 1/4"
3.	G10503	1	Hex Jam Nut, 5/8"-11, Grade 2
4.	GA5719	1	Mounting Bracket
5.	GD7889	6	Bushing, 1" O.D. x 9/16" I.D. x 7/16" Long
6.	G10039	2	Hex Head Cap Screw, 1/2"-13 x 1 3/4"
	GD14674	2	Special Washer, 1/2", Hardened
	G10111	2	Lock Nut, 1/2"-13
7.	G10585	1	Hex Head Cap Screw, 1/2"-13 x 3 1/4"
	G10216	2	Washer, 1/2" USS
	G10111	1	Lock Nut, 1/2"-13
8.	GD7890	2	Link
9.	G10017	2	Hex Head Cap Screw, 1/2"-13 x 1 1/2"
	G10216	2	Washer, 1/2" USS
	G10111	2	Lock Nut, 1/2"-13
10.	GA5715	1	Anchor
11.	G10017	2	Hex Head Cap Screw, 1/2"-13 x 1 1/2"
	G10111	2	Lock Nut, 1/2"-13
12.	GA5718	1	Support Arm
13.	G10572	6	Truss Head Slotted Machine Screw, 5/16"-18 x 7/8"
	G10106	6	Hex Nut, 5/16"-18
14.	GD1132	2	Dust Cap
15.	G10318	2	Hex Head Cap Screw, 5/8"-11 x 4 1/2"
	GD7805	2	Special Washer, 5/8", Hardened
	G10107	2	Lock Nut, 5/8"-11
16.	GA5654	2	Hub W/Bearings
	GA2014	-	Bearing
17.	GD7823	-	Disc Blade, Solid, 12" (Shown)
	GD8307	-	Disc Blade, Notched, 12"
18.	GD7817-01	2	Spacer, 1 1/16" I.D. x 3/4" Long
	GD7817-04	2	Spacer, 1 1/16" I.D. x 1/2" Long

ROW UNIT MOUNTED RESIDUE WHEEL

(RU103d/RU103dd)



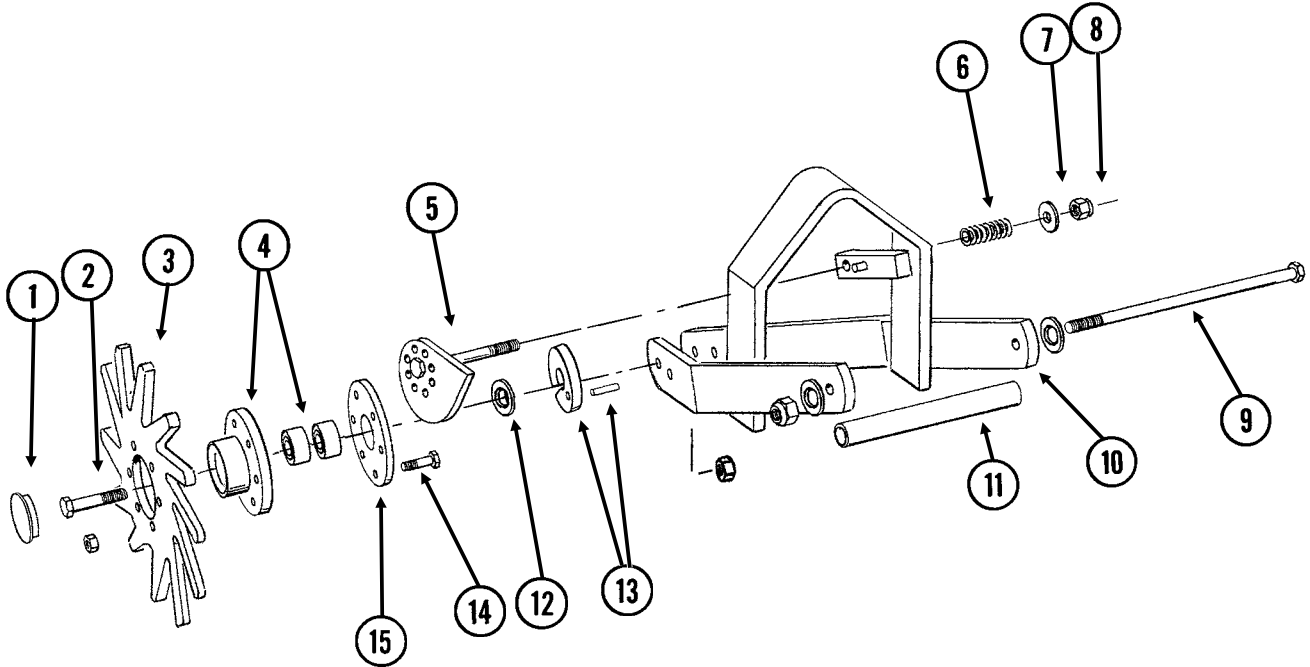
ROW UNIT MOUNTED RESIDUE WHEEL

ITEM	PART NO.	QTY. (Per Row)	DESCRIPTION
1.	GD1132	1	Dust Cap
2.	GD10552	1	Wheel, 12 Tine, 3/8" x 12"
3.	G10006	1	Hex Head Cap Screw, 5/8"-11 x 2 1/4"
4.	GD9724	1	Backing Plate
5.	G10133	6	Hex Head Cap Screw, 5/16"-18 x 1 1/2"
	G10109	6	Lock Nut, 5/16"-18, Grade 8
6.	GD9720	2	Spacer, 1/2" x 2 3/16" Long
7.	GA6838	1	Wheel Mount
8.	G10033	2	Hex Head Cap Screw, 1/2"-13 x 3 1/2"
	G10228	2	Lock Washer, 1/2"
	G10102	2	Hex Nut, 1/2"-13
9.	GD5857	2	Spring
10.	G10045	2	Hex Head Cap Screw, 1/2"-13 x 4 1/2"
	G10228	2	Lock Washer, 1/2"
	G10102	2	Hex Nut, 1/2"-13
11.	G10348	1	Hex Head Cap Screw, 1/2"-13 x 5" (Lockup Bolt)
	G10111	1	Lock Nut, 1/2"-13
12.	GD9715	2	Spacer, 1/2" x 3" Long
13.	GA6834	1	Lower Link
14.	GA6832	1	Mount
15.	G10574	4	Carriage Bolt, 1/2"-13 x 1 1/4"
	G10111	4	Lock Nut, 1/2"-13
16.	GA6833	1	Upper Link
17.	G10371	1	Hex Head Cap Screw, 1/2"-13 x 3", Full Thread
	G10501	1	Hex Jam Nut, 1/2"-13, Grade 2
18.	GA5654	1	Hub W/Bearings
	GA2014	-	Bearing
19.	GD12534	-	Cover
20.	GB0387	1	Wheel, 12 Tine, 3/8" x 12"
A.	GA7446	-	Wheel Assembly, 12 Tine, R.H. (Items 2, 4, 5 And 18)
B.	GA12236	-	Wheel Assembly, 12 Tine, R.H. (Items 4, 5, 18, And 20)

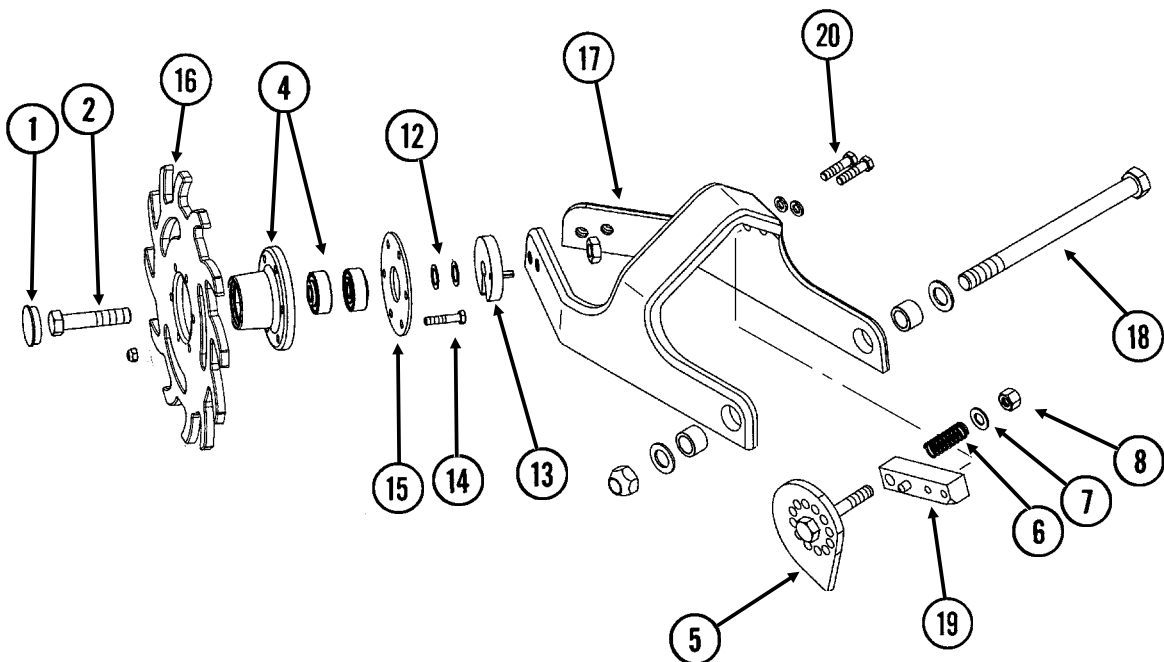
COULTER MOUNTED RESIDUE WHEELS

RUA063(RU104uu)

STYLE A - Used With Style A Row Unit Mounted No Till Coulter



STYLE B - Used With Style B Row Unit Mounted No Till Coulter

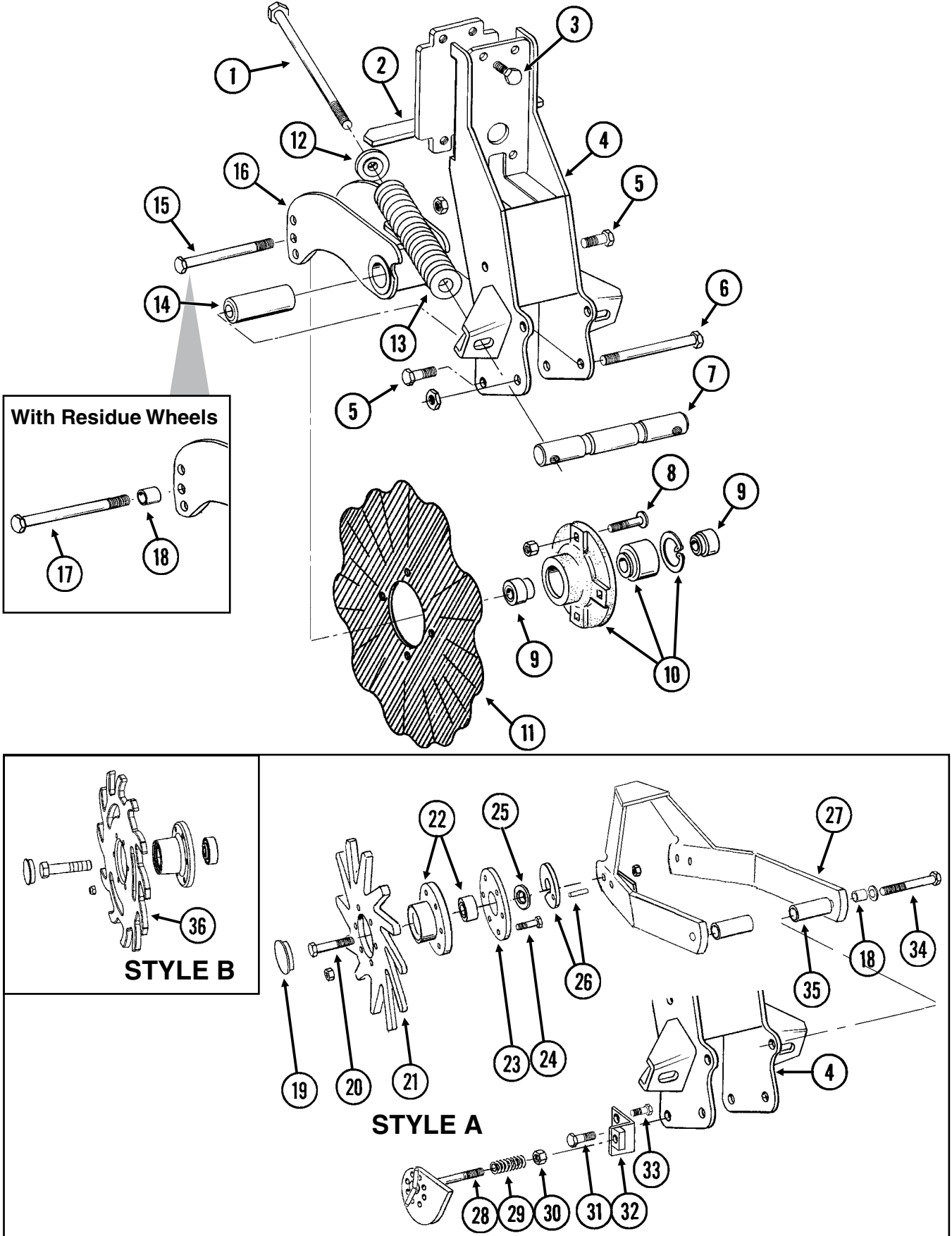


COULTER MOUNTED RESIDUE WHEELS

ITEM	PART NO.	QTY.	DESCRIPTION
		(Per Row)	
1.	GD1132	2	Dust Cap
2.	G10010	2	Hex Head Cap Screw, 5/8"-11 x 3"
	G10503	2	Hex Jam Nut, 5/8"-11, Grade 2
3.	GD10552	2	Wheel, 12 Tine, 3/8" x 12"
4.	GA5654	2	Hub W/Bearings
	GA2014	-	Bearing
5.	GA7412	1	Cam
6.	GD10519	1	Spring
7.	G10206	1	Washer, 1/2" SAE
8.	G10974	1	Lock Nut W/Nylon Insert, 1/2"-13
9.	G11098	1	Hex Head Cap Screw, 1/2"-13 x 9 1/2", Grade 8
	GD14674	2	Special Washer, 1/2", Hardened
	G10974	1	Lock Nut W/Nylon Insert, 1/2"-13
10.	GA7271	1	Mount
11.	GD10526	1	Sleeve, 7 1/2"
12.	G10213	2-4	Machine Bushing, 5/8" (.030" Thick)
13.	GA8760	2	Weed Guard W/Spring Pin
	G10765	-	Spring Pin, 1/4" x 1"
14.	G10133	12	Hex Head Cap Screw, 5/16"-18 x 1 1/2"
	G10109	12	Lock Nut, 5/16"-18, Grade 8
15.	GD9724	2	Backing Plate
16.	GB0387	2	Wheel, 12 Tine, 3/8" x 12"
17.	GB0401	1	Mount
18.	G11236	1	Hex Head Cap Screw, 3/4"-10 x 10 1/2"
	GB0383	2	Bushing, 1 1/8" O.D. x 25/32" I.D. x 3/4" Long
	G10194	2	Washer, 3/4" SAE
	G11228	1	Lock Nut, 3/4"-10
19.	GA12256	1	Locking Pin
20.	G10003	2	Hex Head Cap Screw, 3/8"-16 x 1 1/2"
	G10229	2	Lock Washer, 3/8"
A.	GA7446	-	Wheel Assembly, 12 Tine, R.H. (Items 3, 4, 14 And 15) (Shown)
	GA7445	-	Wheel Assembly, 12 Tine, L.H. (Items 3, 4, 14 And 15)
B.	GA12236	-	Wheel Assembly, 12 Tine, R.H. (Items 4, 14, 15 And 16) (Shown)
	GA12235	-	Wheel Assembly, 12 Tine, L.H. (Items 4, 14, 15 And 16)

FRAME MOUNTED COULTER W/RESIDUE WHEELS

(RU135c/RU135g/RU135hh/ RU153b)



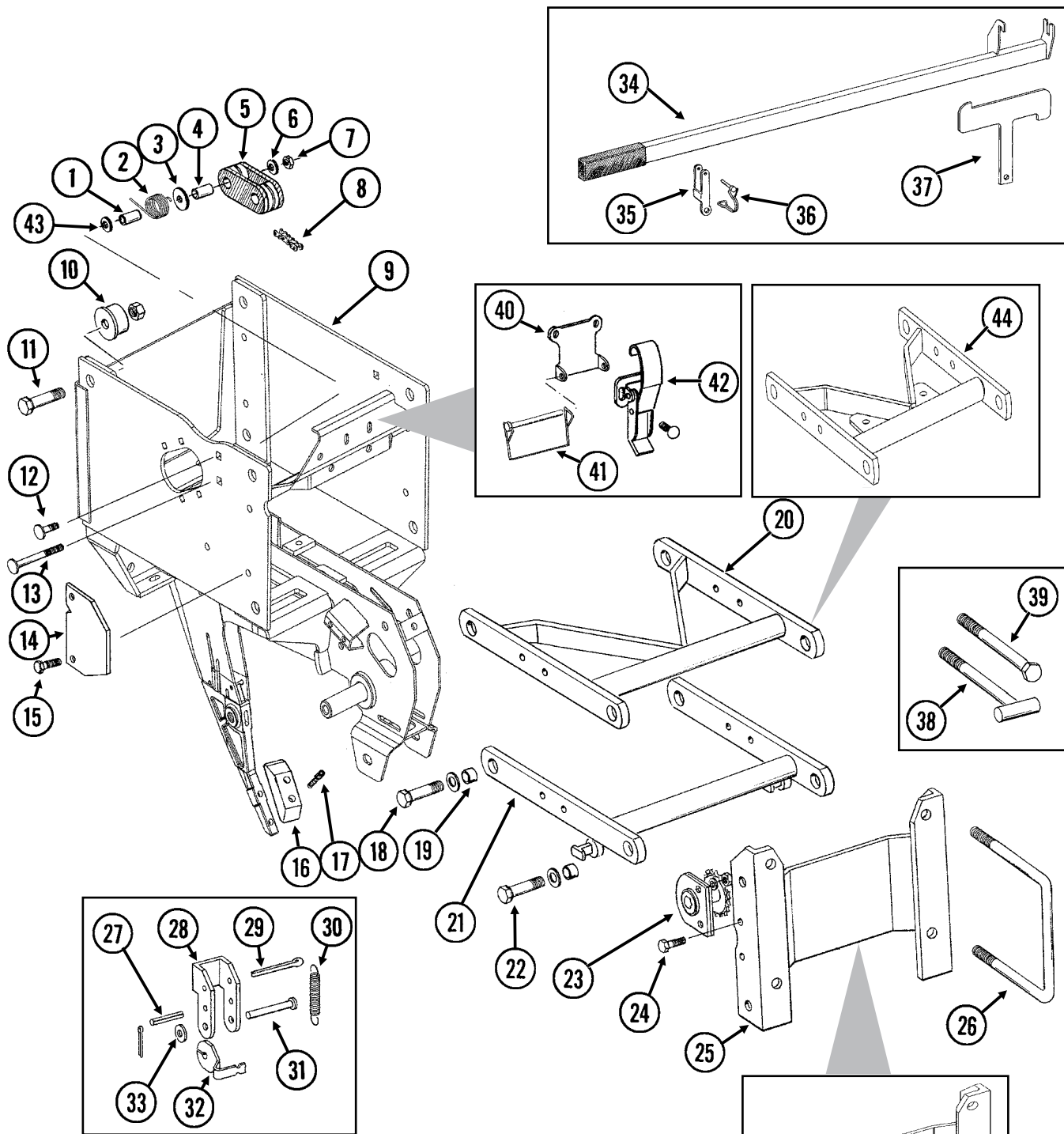
FRAME MOUNTED COULTER W/RESIDUE WHEELS

ITEM	PART NO.	QTY. (Per Row)	DESCRIPTION
1.	G11010	2	Hex Head Cap Screw, 3/4"-10 x 12"
2.	GA9844	1	Plate W/Angle
3.	G10039	4	Hex Head Cap Screw, 1/2"-13 x 1 3/4"
4.	GA9131	1	Coulter Frame
5.	G10007	4	Hex Head Cap Screw, 5/8"-11 x 1 1/2"
	G10107	4	Lock Nut, 5/8"-11
6.	G10400	1	Hex Head Cap Screw, 3/4"-10 x 6 1/2"
	G10112	1	Lock Nut, 3/4"-10
7.	GD12826	1	Spring Anchor Bar
8.	G10574	4	Carriage Bolt, 1/2"-13 x 1 1/4"
	G10111	4	Lock Nut, 1/2"-13
9.	GD12827	2	Adapter
10.	GA8641	1	Hub W/Bearing And Retaining Ring
	GA8603	1	Bearing, Double Row
	GD11652	1	Retaining Ring, 2 7/16"
11.	GD7803	1	Disc Blade, Fluted, 1", 8 Flutes (Shown)
	GD7804	-	Disc Blade, Bubbled, 1"
	GD9254	-	Disc Blade, Fluted, 3/4", 13 Flutes
12.	GB0213	2	Spring Seat
13.	GD12817	2	Compression Spring
14.	GD12829	1	Sleeve
15.	G10046	1	Hex Head Cap Screw, 5/8"-11 x 5"
	G10107	1	Lock Nut, 5/8"-11
16.	GA9845	1	Coulter Arm W/Grease Fitting
	G10643	-	Grease Fitting, 45°, 1/4"-28
17.	G10011	1	Hex Head Cap Screw, 5/8"-11 x 5 1/2"
	G10107	1	Lock Nut, 5/8"-11
18.	GB0218	3	Bushing, 2 1/32" I.D. x 7/8" O.D. x 1 9/32" Long
19.	GD1132	2	Dust Cap
20.	G10010	2	Hex Head Cap Screw, 5/8"-11 x 3"
	G10503	2	Hex Jam Nut, 5/8"-11, Grade 2
21.	GD10552	2	Wheel, 12 Tine, 3/8" x 12"
22.	GA5654	2	Hub W/Bearings
	GA2014	-	Bearing
23.	GD9724	2	Backing Plate
24.	G10133	12	Hex Head Cap Screw, 5/16"-18 x 1 1/2"
	G10109	12	Lock Nut, 5/16"-18, Grade 8
25.	G10213	2	Machine Bushing, 5/8" (.030" Thick)
26.	GA9862	2	Weed Guard W/Spring Pin
	G10765	-	Spring Pin, 1/4" x 1"
27.	GA9865	1	Mount
28.	GA9861	1	Cam
29.	GD10519	1	Spring
30.	G10974	1	Lock Nut W/Nylon Insert, 1/2"-13
31.	G10005	1	Hex Head Cap Screw, 5/8"-11 x 1 3/4"
	G10107	4	Lock Nut, 5/8"-11
32.	GA9864	1	Support
33.	G10014	1	Hex Head Cap Screw, 1/2"-13 x 1"
	G10102	1	Hex Nut, 1/2"-13
34.	G10011	2	Hex Head Cap Screw, 5/8"-11 x 5 1/2"
	G10205	2	Washer, 5/8" SAE
	G10730	2	Lock Nut W/Nylon Insert, 5/8"-11
35.	GD14170	2	Sleeve, 3"
36.	GB0386	2	Wheel, 12 Tine, 3/8" x 12"
A.	GA7446	-	Wheel Assembly, 12 Tine, R.H. (Items 21-24) (Shown)
	GA7445	-	Wheel Assembly, 12 Tine, L.H. (Items 21-24)
B.	GA12236	-	Wheel Assembly, 12 Tine, R.H. (Items 22, 23, 24 And 36) (Shown)
	GA12235	-	Wheel Assembly, 12 Tine, L.H. (Items 22, 23, 24 And 36)

INTERPLANT® PUSH ROW UNIT

(RU141d/RU86k/RU121/RU89q/A11969/A11970)

NOTE: Push row units use the same seed tube, row unit depth adjustment components, quick adjustable down force springs, 15" opener disc blades, gauge wheels, closing wheels, meter drive and hopper as the pull row unit. See those pages for common parts.



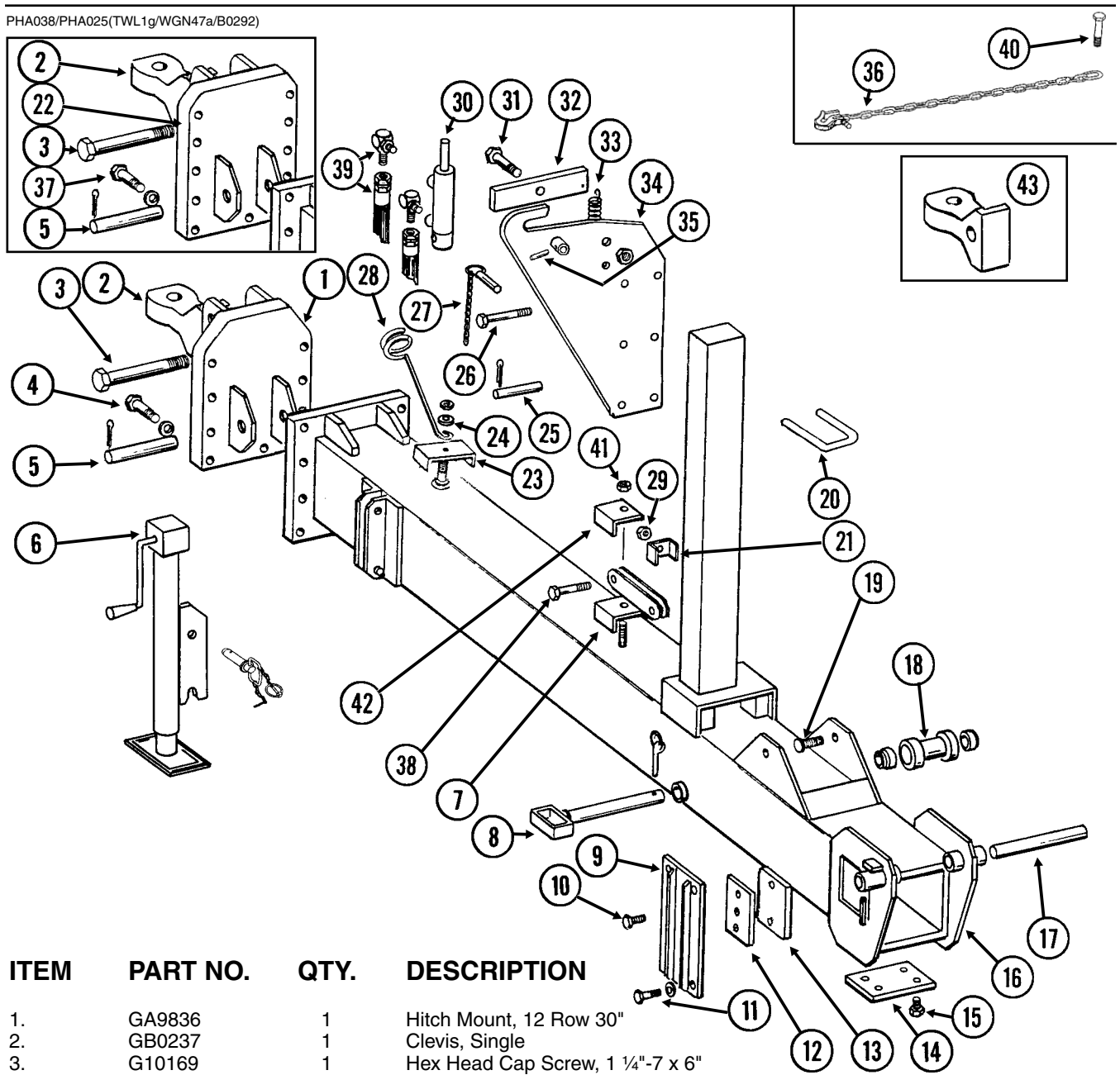
ITEM	PART NO.	QTY. (Per Row)	DESCRIPTION
1.	GD1026	1	Sleeve, 1 3/16" Long
2.	GD11218	1	Spring
3.	G10201	1	Special Washer, 3/8" x 1 1/2" O.D.
4.	GD8893-01	1	Sleeve, 1 3/8" Long

INTERPLANT® PUSH ROW UNIT

ITEM	PART NO.	QTY. (Per Row)	DESCRIPTION
5.	GD11962	1	Idler
6.	G10210	1	Washer, 3/8" USS
7.	G10108	1	Lock Nut, 3/8"-16
8.	G3303-96	1	Chain, No. 41, 96 Pitch Including Connector Link
	GR0196	1	Connector Link, No. 41
9.	GA10161	-	Push Row Unit Shank
10.	GB0314	2	Hopper Mount
11.	G10751	2	Hex Head Cap Screw, 5/8"-18 x 1 3/4"
	G10412	2	Lock Nut, 5/8"-18
12.	G10599	1	Carriage Bolt, 3/8"-16 x 1 1/4"
	G10101	1	Hex Nut, 3/8"-16
	G10108	1	Lock Nut, 3/8"-16
13.	G10307	1	Carriage Bolt, 3/8"-16 x 3 1/2"
14.	GD10867	2	Stop
15.	G10004	4	Hex Head Cap Screw, 3/8"-16 x 1 1/4"
	G10108	4	Lock Nut, 3/8"-16
16.	GB0301	1	Seed Tube Guard/Inner Scraper
17.	G10912	2	Hex Socket Head Cap Screw, 5/16"-18 x 1", Grade 8
18.	G10751	4	Hex Head Cap Screw, 5/8"-18 x 1 3/4"
	GD7805	4	Special Washer, 5/8", Hardened
	G10412	4	Lock Nut, 5/8"-18
19.	GB0218	8	Bushing, 2 1/32" I.D. x 7/8" O.D. x 1 9/32" Long
20.	GA8930	-	Upper Arm
21.	GA5787	1	Lower Arm
22.	G10732	4	Hex Head Cap Screw, 5/8"-18 x 2"
	GD7805	4	Special Washer, 5/8", Hardened
	G10412	4	Lock Nut, 5/8"-18
23.	GA1720	1	Bearing/Sprocket, 7/8" Hex Bore
24.	G10004	2	Hex Head Cap Screw, 3/8"-16 x 1 1/4"
	G10229	2	Lock Washer, 3/8"
	G10101	2	Hex Nut, 3/8"-16
25.	GA5786	1	Mounting Plate
26.	GD1113	2	U-Bolt, 5" x 7" x 5/8"-11
	G10230	4	Lock Washer, 5/8"
	G10104	4	Hex Nut, 5/8"-11
27.	G10718	2	Spring Pin, 5/16" x 1 1/8"
28.	GD11264	2	Lockup
29.	G10463	2	Cotter Pin, 1/4" x 1 1/2"
30.	GD11447	2	Spring
31.	G10284	2	Clevis Pin, 1/2" x 1 1/2"
	G10456	2	Cotter Pin, 1/8" x 3/4"
32.	GD11263	2	Spring Tab
33.	G10216	2	Washer, 1/2" USS
34.	GA8651	1	Lift Lever W/Boot
	GD11649	-	Boot
35.	GD11659	1	Bracket
36.	GD9695	1	Wire Lock Pin, 1/4" x 1 3/4"
37.	GD11752	1	Mount
38.	GA9105	-	T-Bolt, 5/8"-11 x 6"
	G10230	-	Lock Washer, 5/8"
	G10104	-	Hex Nut, 5/8"-11
39.	G10830	-	Hex Head Cap Screw, 5/8"-11 x 7 1/2"
	G10230	-	Lock Washer, 5/8"
	G10104	-	Hex Nut, 5/8"-11
40.	GD13110	-	Retainer (SDS Only)
41.	GD10705	-	Locking Clip Pin, 1/4" x 2 1/2" (SDS Only)
42.	GA2007	-	Hopper Hold Down Latch
43.	G10203	1	Washer, 3/8" SAE
44.	A11969	1	Upper Arm
45.	A11971	1	Mounting Plate

OUTER HITCH/SAFETY CHAIN

PHA038/PHA025(TWL1g/WGN47a/B0292)



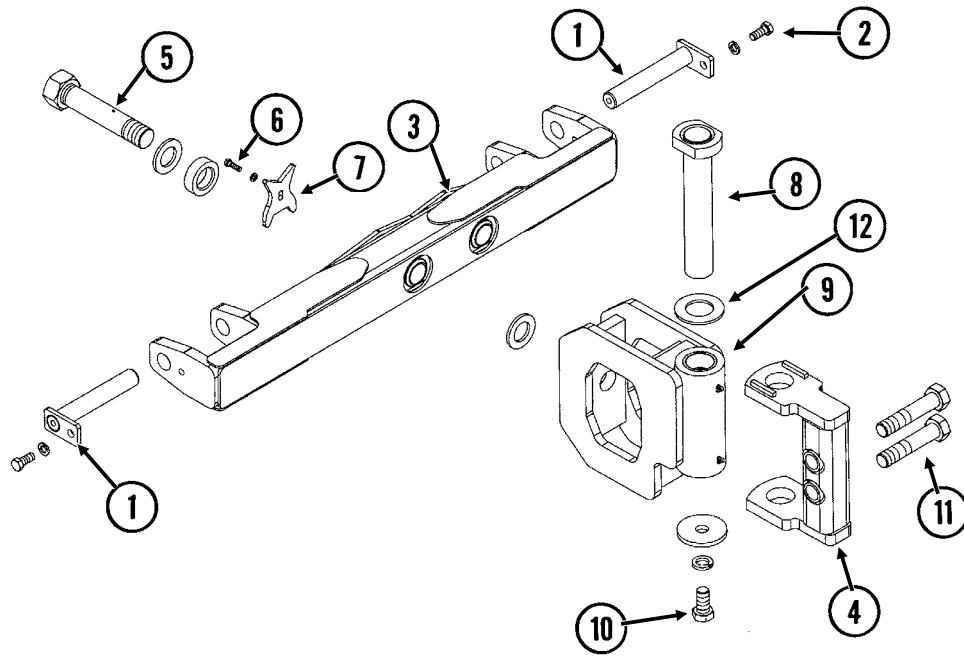
ITEM	PART NO.	QTY.	DESCRIPTION
1.	GA9836	1	Hitch Mount, 12 Row 30"
2.	GB0237	1	Clevis, Single
3.	G10169	1	Hex Head Cap Screw, 1 1/4"-7 x 6"
	G10157	1	Lock Nut, 1 1/4"-7
4.	G10009	9	Hex Head Cap Screw, 5/8"-11 x 2 1/2"
	G10230	9	Lock Washer, 5/8"
	G10104	9	Hex Nut, 5/8"-11
5.	GD5173	1	Pin, 1 1/4" x 5 1/8"
	G10462	2	Cotter Pin, 3/16" x 2"
6.	GA4994	1	Jack Assembly Complete
	GA4995	-	Detent Pin Assembly
	GR0517	-	Pin
	GR0516	-	Crank Assembly
	GR0515	-	Bevel Gear Set, Includes: (2) Bevel Gears, (1) Gear Pin, (1) Groove Pin
7.	GA5842	1	Bracket, Jack Mount
	GD8189	-	Rubber Pad
8.	GA4402	1	Safety Pin, 12 3/4", 12 Row 30"
	GA4845	-	Safety Pin, 14 3/4", 16 Row 30"
	GD2557	-	Lynch Pin, 7/16"
9.	GA7029	2	Wear Mount, 12 Row 30"
	GA7084	-	Wear Mount, L.H., 16 Row 30"
	GA7085	-	Wear Mount, R.H., 16 Row 30"
	GA7083	-	Wear Pad Retainer, 16 Row 30"

OUTER HITCH/SAFETY CHAIN

ITEM	PART NO.	QTY.	DESCRIPTION
10.	G10016	-	Hex Head Cap Screw, 1/2"-13 x 2"
	G10014	-	Hex Head Cap Screw, 1/2"-13 x 1"
	G10216	-	Washer, 1/2" USS
	G10228	-	Lock Washer, 1/2"
11.	G10017	8	Hex Head Cap Screw, 1/2"-13 x 1 1/2", 12 Row 30"
	G10016	10	Hex Head Cap Screw, 1/2"-13 x 2", 16 Row 30"
	G10228	8-10	Lock Washer, 1/2"
	G10102	8-10	Hex Nut, 1/2"-13
12.	GD5154	-	Shim, 4" x 4" (As Required), All Sizes
	GD3501	-	Shim, 4" x 6" (As Required), 16 Row 30"
13.	GD9959	-	Wear Pad, Nylatron, 4" x 4" (As Required), All Sizes
	GD9960	-	Wear Pad, Nylatron, 4" x 6" (As Required), 16 Row 30"
14.	GD7519	3	Shim, 16 Gauge, 16 Row 30" Only
	GD7518	1	Shim, 3/8", 16 Row 30" Only
15.	G10014	4	Hex Head Cap Screw, 1/2"-13 x 1"
	G10228	4	Lock Washer, 1/2"
	G10216	4	Washer, 1/2" USS
16.	A7010	-	Outer Hitch, "Y", 97", 12 Row 30" (Non-Stock Item)
	A7088	-	Outer Hitch, "Y", 127 1/2", 16 Row 30" (Non-Stock Item)
17.	GD5804	1	Pin, 1 1/4" x 12", 12 Row 30"
	GD7251	1	Pin, 1 1/4" x 14", 16 Row 30"
	G10610	2	Spring Pin, 3/8" x 2"
18.	GA4418	1	Roller W/Bronze Bushings, 12 Row 30"
	GA4842	-	Roller W/Bronze Bushings, 16 Row 30"
	GD6556	1	Bronze Bushing
19.			See "Hose Take-Up", Pages P54 And P55
20.	GD9953	3	U-Bolt, 3" x 4" x 5/8"-11
	G10205	1	Washer, 5/8" SAE
	G10230	6	Lock Washer, 5/8"
	G10104	6	Hex Nut, 5/8"-11
21.	GD5892	2	Hose Clamp, 5/8" x 1 1/2" x 1 1/2"
22.	GA9837	-	Hitch Mount, 16 Row 30"
23.	GD8188	-	Hose Clamp, 7/8" x 3" x 5 3/8"
	GD8189	-	Rubber Pad
24.	G10216	1	Washer, 1/2" USS
	G10217	1	Washer, 5/8" USS
	G10111	1	Lock Nut, 1/2"-13
25.	GD7137	1	Pin, 3/4" x 3 3/8"
	G10457	2	Cotter Pin, 5/32" x 1 1/2"
26.	G10809	1	Hex Head Cap Screw, 3/8"-16 x 3 1/4"
	GD2971-09	1	Sleeve, 2" Long
	G10108	1	Lock Nut, 3/8"-16
27.	GA7022	1	Detent Pin W/Chain (Transport Latch Locking Pin)
28.	GD8260	1	Hose Holder
29.	G10108	1	Lock Nut, 3/8"-16
30.			See "Transport Latch Cylinder", Page P88
31.	G10006	1	Hex Head Cap Screw, 5/8"-11 x 2 1/4"
	GB0218	1	Bushing, 2 1/32" I.D. x 7/8" O.D. x 1 9/32" Long
	GD7805	1	Special Washer, 5/8", Hardened
	G10107	1	Lock Nut, 5/8"-11
32.	GA7016	1	Catch Bar
33.	GD5857	1	Spring
34.	GA7433	1	Transport Latch
35.	G10765	-	Spring Pin, 1/4" x 1"
36.	GA7533	1	Safety Chain, 1/2"
	G1K412	-	Safety Chain Repair Kit, Includes Hook, Flat Washer, Latch Pin, Safety Latch And Retaining Ring
37.	G10802	11	Hex Head Cap Screw, 3/4"-10 x 2 3/4"
	G10231	11	Lock Washer, 3/4"
	G10105	11	Hex Nut, 3/4"-10
38.	G10026	1	Hex Head Cap Screw, 3/4"-10 x 2"
	G10112	1	Lock Nut, 3/4"-10
39.		-	See "Hydraulic Hoses And Fittings On Hitch", Pages P100 And P101
40.	G11058	1	Hex Head Cap Screw, 1 1/4"-7 x 3"
	GD10646	1	Special Washer
	G10226	1	Washer, 1 1/4" SAE
	G10157	1	Lock Nut, 1 1/4"-7
41.	G10111	1	Lock Nut, 1/2"-13
42.	GD14121	1	Hose Clamp, 7/8" x 3 1/2"
43.	GB0292	-	Hitch Clevis, Single (2" Pin)

2-POINT HITCH OPTION

(A12406)

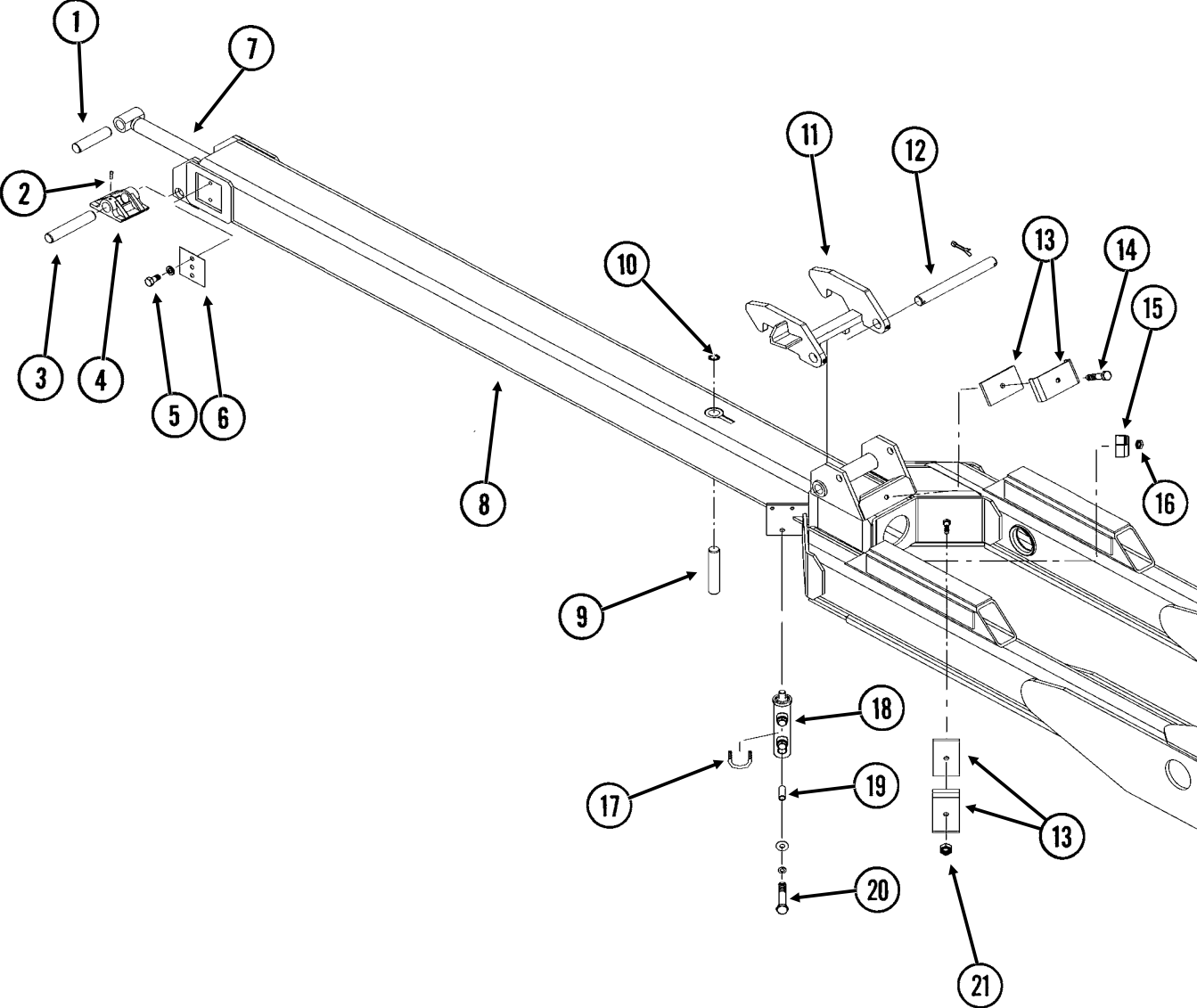


2-POINT HITCH OPTION

ITEM	PART NO.	QTY.	DESCRIPTION
1.	GA11079	2	Hammer Strap, Category 3N And 3
2.	G10007	2	Hex Head Cap Screw, 5/8"-11 x 1 1/2"
	G10230	2	Lock Washer, 5/8"
3.	GA12164	1	Hitch Bar
4.	GA12165	1	Pivot Mount
5.	GA11082	1	Pivot Bolt W/Grease Fitting, 1 3/4" x 10 3/8" (Total Length)
	G10640	-	Grease Fitting, 1/4"-28
	GD16303	2	Washer, 3" O.D. x 1 25/32" x 1/4" Thick
	GD16226	1	Sleeve, 3" O.D. x 1 25/32" x 29/32" Thick
6.	G10005	1	Hex Head Cap Screw, 5/8"-11 x 1 1/4"
	G10217	1	Washer, 5/8" USS
7.	GD15100	1	Pivot Lock
8.	GA12163	1	Pin, 13 3/8"
9.	GA11083	1	Hitch Pivot W/Bushings And Grease Fittings
	GD14562	2	Hardened Bushing, 2 3/4" O.D. x 2 1/4" I.D. x 3"
	G10779	2	Grease Fitting, 90°, 1/4"-28
10	G11223	1	Hex Head Cap Screw, 1"-8 x 2"
	G10118	1	Lock Washer, 1"
	GD17245	1	Washer, 4" O.D. x 1 1/32" I.D. x 3/8"
11.	G10169	2	Hex Head Cap Screw, 1 1/4"-7 x 6"
	G10157	2	Lock Nut, 1 1/4"-7
12.	GD15725	1	Washer, 4" O.D. x 2 1/4" I.D. x 1/4"

INNER HITCH/UNDERCARRIAGE ASSEMBLY (Front)

(A9999a)

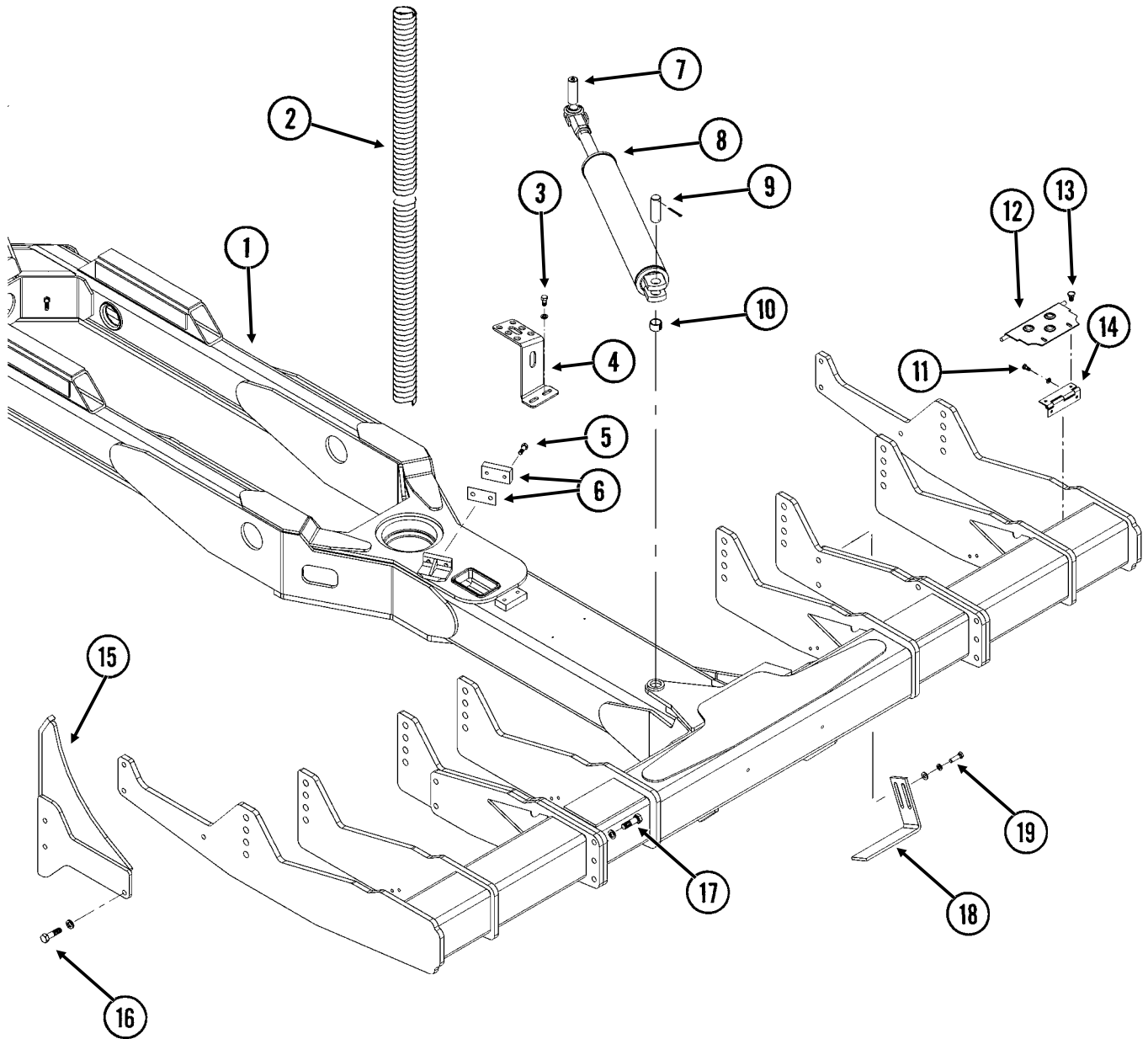


INNER HITCH/UNDERCARRIAGE ASSEMBLY (Front)

ITEM	PART NO.	QTY.	DESCRIPTION
1.	GD5173	1	Pin, 1 1/4" x 5 1/8"
	G10462	1	Cotter Pin, 3/16" x 2"
2.	G10131	1	Square Head Set Screw, 5/16"-18 x 3/4"
3.	GD3537-11	1	Shaft, 1 1/4" x 7", 12 Row 30"
	GD3537-12	-	Shaft, 1 1/4" x 8", 16 Row 30"
4.	GB0246	1	Shoe
5.	G10017	4	Hex Head Cap Screw, 1/2"-13 x 1 1/2", 16 Row 30"
	G10014	-	Hex Head Cap Screw, 1/2"-13 x 1", 12 Row 30"
	G10228	4-6	Lock Washer, 1/2"
6.	GD9959	2	Wear Pad, Nylatron, 4" x 4"
	GD5154	4	Shim, 4" x 4"
7.		-	See "Tongue Cylinder", Pages P89 Or P90
8.		-	Inner Hitch/Undercarriage, See "Inner Hitch/Undercarriage Assembly (Rear)", Pages P46 And P47
9.	GD3537-17	1	Shaft, 1 1/4" x 6 3/8", 12 Row 30"
	GD3537-18	-	Shaft, 1 1/4" x 7 3/8", 16 Row 30"
10.	G10894	-	External Washer
11.	GA7423	1	Tongue Hook W/Grease Fittings, 12 Row 30"
	GA7424	-	Tongue Hook W/Grease Fittings, 16 Row 30"
	G10641	-	Grease Fitting, 1/8" NPT
12.	GD5804	1	Pin, 1 1/4" x 12", 12 Row 30"
	GD7883	-	Pin, 1 1/4" x 14 1/2", 16 Row 30"
	G10468	2	Cotter Pin, 3/8" x 2"
13.	GD8188	-	Hose Clamp, 7/8" x 3" x 5 3/8"
	GD8189	-	Rubber Pad
14.	G11077	1	Hex Head Cap Screw, 1/2"-13 x 2 1/4"
	G10111	1	Lock Nut, 1/2"-13
15.	GD5892	-	Hose Clamp, 5/8" x 1 1/2" x 1 1/2"
16.	G10111	1	Lock Nut, 1/2"-13
17.	GD10530	1	U-Bolt, 2 1/8" x 1 7/8" x 3/8"-16
	G10229	2	Lock Washer, 3/8"
	G10101	2	Hex Nut, 3/8"-16
18.		-	See "Tongue Lock Cylinder", Page P88
19.	GD10538-01	1	Sleeve
20.	G10585	1	Hex Head Cap Screw, 1/2"-13 x 3 1/4"
	G10216	1	Washer, 1/2" USS
	G10228	1	Lock Washer, 1/2"
	G10102	1	Hex Nut, 1/2"-13
21.	G10108	1	Lock Nut, 3/8"-16

INNER HITCH/UNDERCARRIAGE ASSEMBLY (Rear)

(A9999aaa)

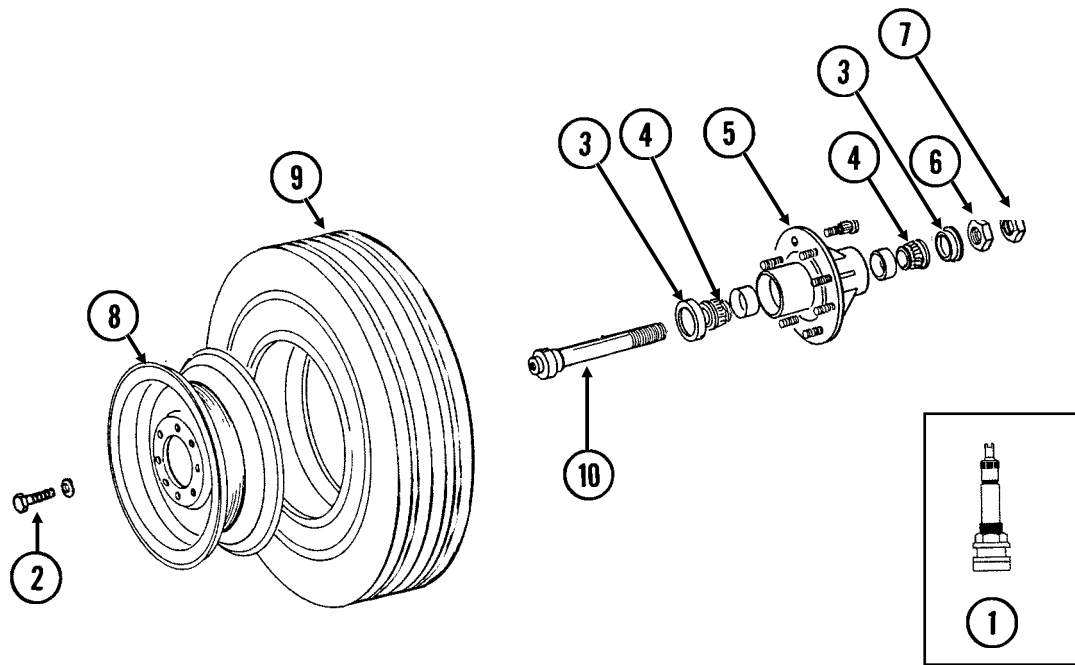


INNER HITCH/UNDERCARRIAGE ASSEMBLY (Rear)

ITEM	PART NO.	QTY.	DESCRIPTION
1.	A10093	-	Inner Hitch/Undercarriage W/Stub Axles, 254", 12 Row 30" (Shown) (Non-Stock Item)
	A10080	-	Inner Hitch/Undercarriage W/Stub Axles, 290", 16 Row 30" (Non-Stock Item)
	GA10557	-	Stub Axle, L.H.
	GA10558	-	Stub Axle, R.H.
2.	GD9129-01	1	Hose Protector, 48"
3.	G10014	2	Hex Head Cap Screw, 1/2"-13 x 1"
	G10228	2	Lock Washer, 1/2"
4.	GD14073	1	Bulkhead Plate
5.	G10017	2	Hex Head Cap Screw, 1/2"-13 x 1 1/2"
6.	GD14547	1	Tap Block, 1" x 2" x 4"
	GD14418	4	Shim, 2" x 4", 22 Gauge (As Required)
	GD14419	6	Shim, 2" x 4", 16 Gauge
7.		-	See "Center Pivot", Pages P60 And P61
8.		-	See "Rotation Cylinder", Page P81
9.	GD10064	1	Pin, 1 1/4" x 5 1/4"
	G10460	2	Cotter Pin, 1/4" x 2"
10.	GD11751	1	Steel Bushing, 1" Wide
11.	G10043	8	Hex Head Cap Screw, 5/16"-18 x 3/4"
	G10232	8	Lock Washer, 5/16"
12.	GA10077	4	Hinged Step
13.	G10312	8	Carriage Bolt, 5/16"-18 x 3/4"
	G10232	8	Lock Washer, 5/16"
	G10106	8	Hex Nut, 5/16"-18
14.	GD13329	4	Hinge
15.	GA10071	1	Roller Guide, L.H. (Shown)
	GA10070	-	Roller Guide, R.H.
16.	G10006	6	Hex Head Cap Screw, 5/8"-11 x 2 1/4"
	G10230	6	Lock Washer, 5/8"
	G10104	6	Hex Nut, 5/8"-11
17.	G10097	16	Hex Head Cap Screw, 3/4"-16 x 2 1/2"
	GD2169	16	Special Washer, 25/32" I.D. x 1 1/4" O.D., Hardened
	G10098	16	Hex Nut, 3/4"-16
18.	GD13328	4	Scraper
19.	G10017	8	Hex Head Cap Screw, 1/2"-13 x 1 1/2"
	G10206	8	Washer, 1/2" SAE
	G10228	8	Lock Washer, 1/2"

TRANSPORT WHEELS

(TWL198e)

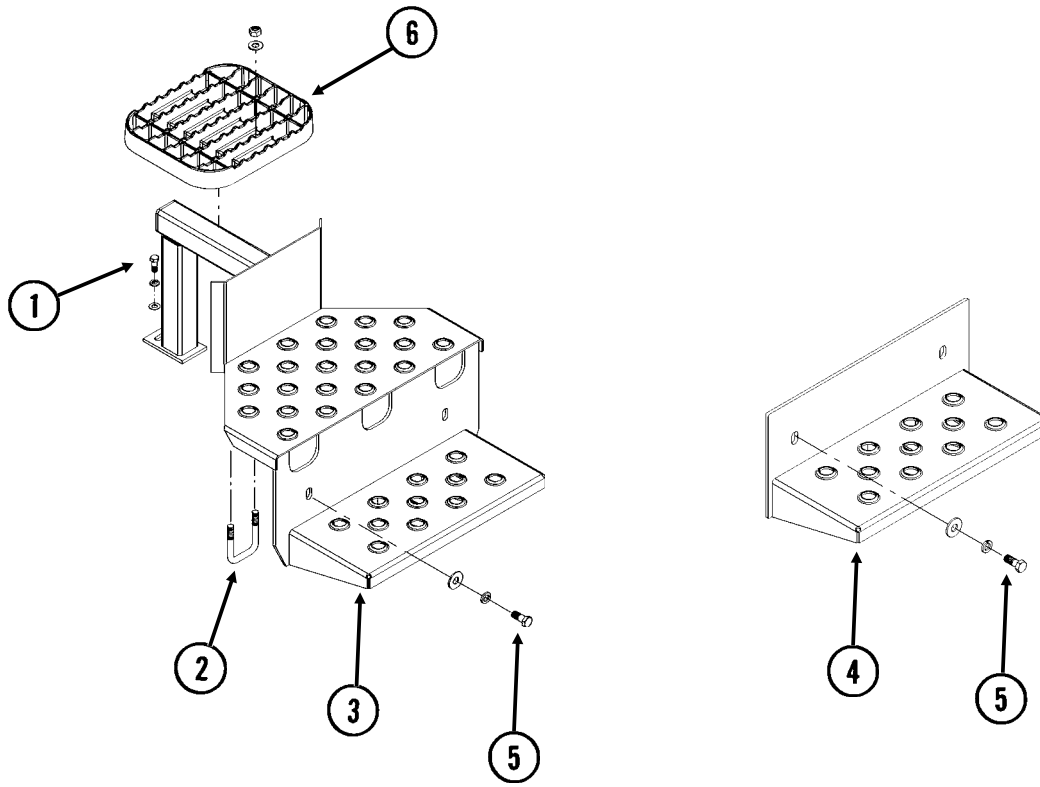


ITEM	PART NO.	QTY. (Per Assy.)	DESCRIPTION
1.	GA7434	-	Valve Stem
2.	G10448	2	Hex Head Cap Screw, 7/8"-9 x 2 1/2", Grade 8
	G10330	2	Lock Washer, 7/8"
3.	GA4722	2	Seal
4.	GA4723	2	Bearing
5.	GA4729	1	Hub W/Cups, Bolts, Nuts And Grease Fitting, 8 Bolt, 1 3/4" Bore
	G10640	-	Grease Fitting, 1/4"-28
	GD7079	-	Cup
	GR0528	-	Hub Bolt, 5/8"-18 x 2 1/4", Grade 8
	GR0531	-	Lug Nut, 5/8"-18 UNF
6.	GD7089	1	Special Nut, 1 3/4"-12 UNF
7.	GD7864	1	Special Hex Nut, 1 3/4"-12 UNF
8.	GA9544	-	Rim, 5.5" x 22.5"
9.	GD15406	-	Tire, 41 x 11 R22.5" W/O Center Rib (Specify Brand*)
10.	GA10139	1	Spindle W/Retaining Ring, 1 3/4"
	G10913	-	External Retaining Ring, 2 1/2"
A.	GA10553	-	Tire And Rim Assembly (Items 1, 8 And 9) (Specify Brand*)

* Specific brand requests will be supplied only as available from current KINZE® Repair Parts stock. If a specific brand requested is not in stock, the brand available will be supplied.

AXLE STEPS

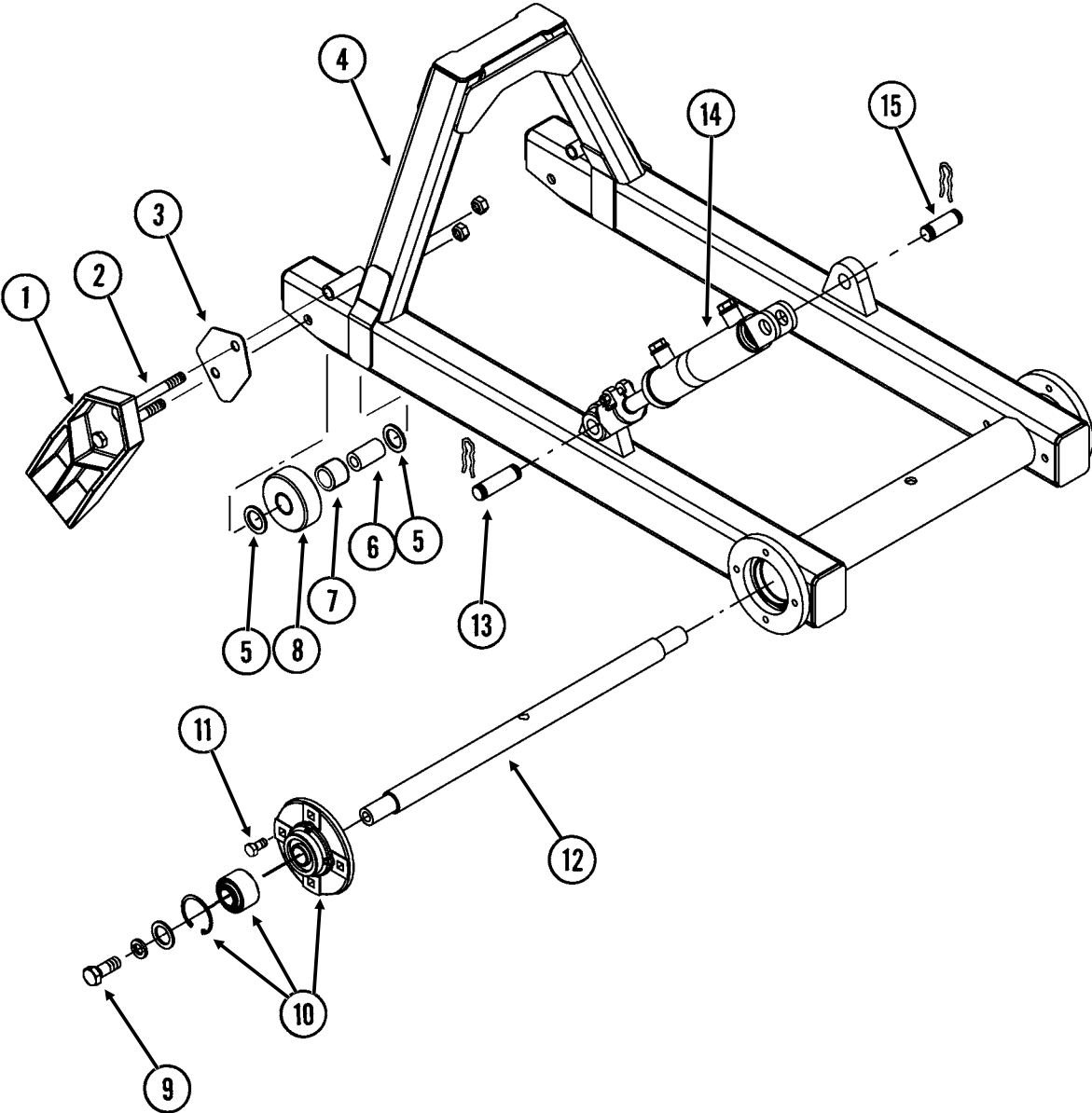
(TWL242/TWL243)



ITEM	PART NO.	QTY.	DESCRIPTION
1.	G10001	1	Hex Head Cap Screw, 3/8"-16 x 1" (SDS Only)
	G10210	1	Washer, 3/8" USS
	G10229	1	Lock Washer, 3/8"
2.	GD2721	2	U-Bolt, 2" x 2" x 1/2"-13 (SDS Only)
	G10206	4	Washer, 1/2" SAE
	G10111	4	Lock Nut, 1/2"-13
3.	GA9996	1	Axle Step (SDS Only)
4.	GA10131	1	Axle Step (Conventional Only)
5.	G10037	2	Hex Head Cap Screw, 1/2"-13 x 1 1/4"
	G10228	2	Lock Washer, 1/2"
	G10216	2	Washer, 1/2" USS
6.	GB0315	1	Step (SDS Only)

STABILIZER ASSEMBLY

(TWL244)

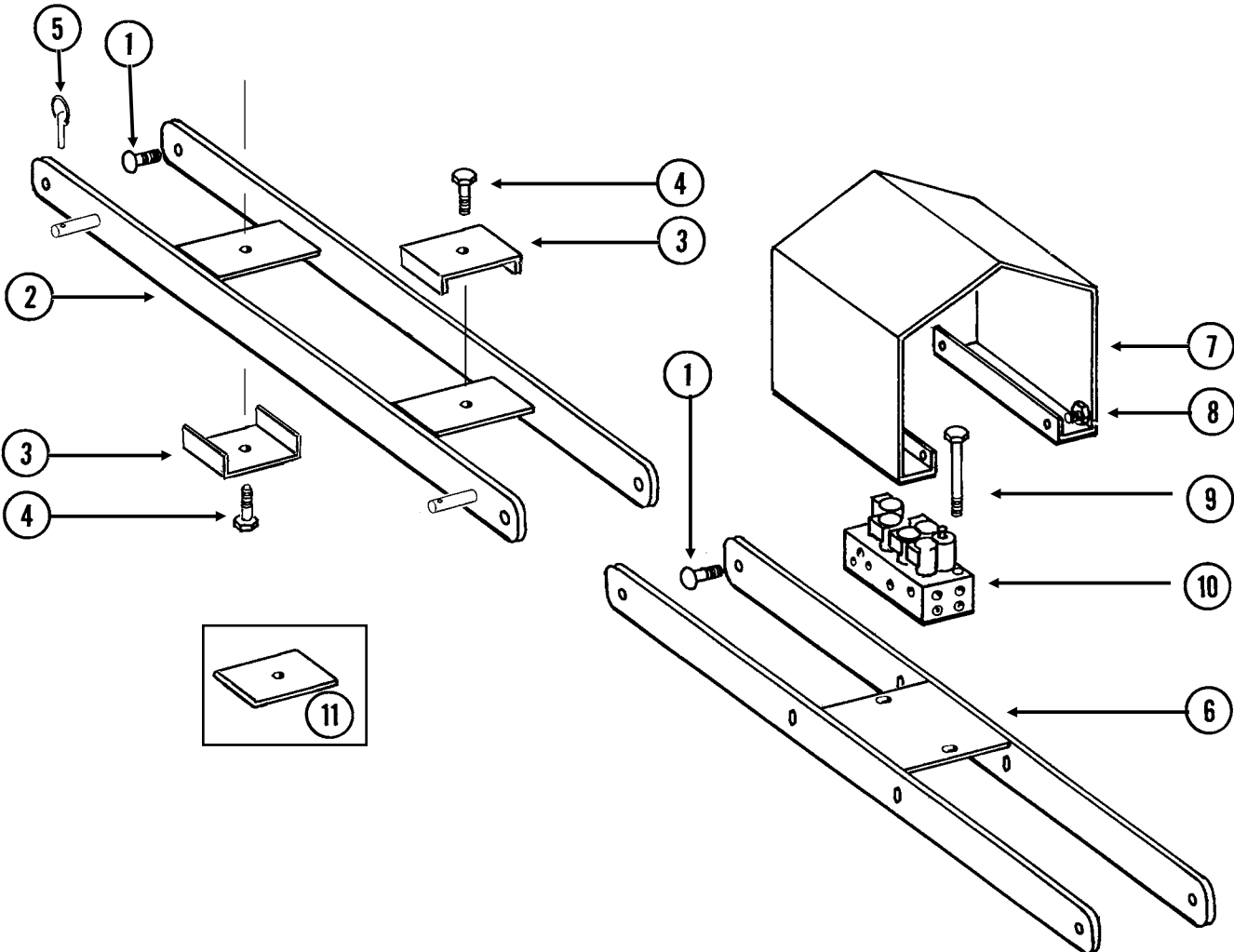


STABILIZER ASSEMBLY

ITEM	PART NO.	QTY.	DESCRIPTION
1.	GB0324	4	Guide Bar
2.	G10011	4	Hex Head Cap Screw, 5/8"-11 x 5 1/2"
	G10107	4	Lock Nut, 5/8"-11
3.	GD14350	-	Shim (As Required)
4.	GA9999	1	Stabilizer
5.	G10159	8	Machine Bushing, 1 1/4", 10 Gauge
6.	GD14327	2	Sleeve, 1 1/4" x 2 15/32"
7.	GD14363	2	Bronze Bushing, 1 1/2" O.D. x 1 1/4" I.D. x 1 1/2" Long
8.	GD14328	2	Roller
9.	G10026	2	Hex Head Cap Screw, 3/4"-10 x 2"
	G10231	2	Lock Washer, 3/4"
	G10159	2	Machine Bushing, 1 1/4", 10 Gauge
10.	GA8641	1	Hub W/Bearing And Retaining Ring
	GA8603	-	Double Row Bearing
	GD11652	-	Retaining Ring, 2 7/16"
11.	G10014	8	Hex Head Cap Screw, 1/2"-13 x 1"
12.	GD14341	1	Shaft, 1 1/2" x 28 7/16"
13.	GR0375	2	Pin, 1" x 3 1/2"
	GR0193	4	Hair Pin Clip
14.		-	See "Stabilizer Cylinder", Page P82
15.	GR0367	2	Pin, 1" x 2 7/8"
	GR0193	4	Hair Pin Clip

HOSE TAKE-UP

PHA039/TWL137b/TWL137bbb



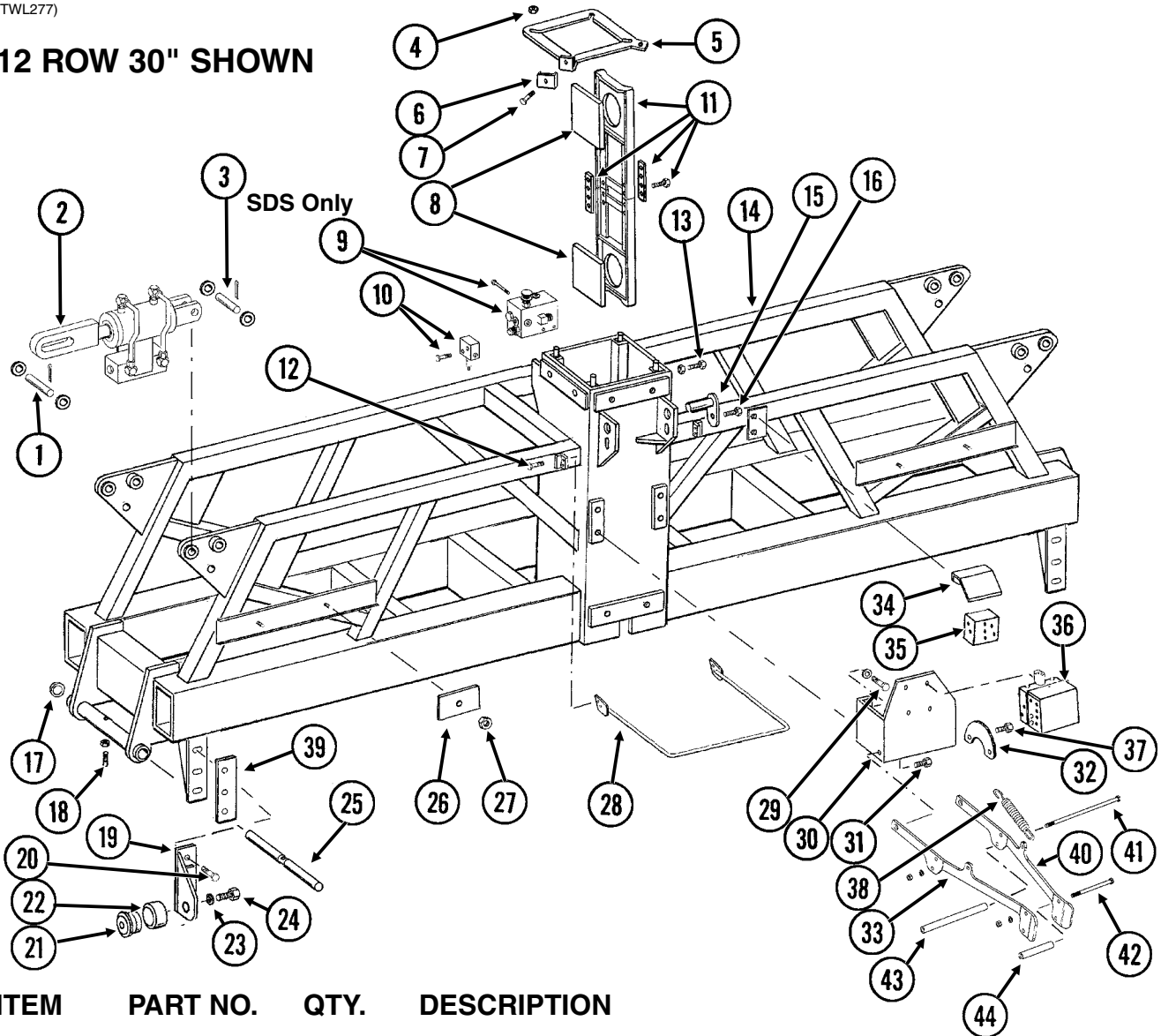
HOSE TAKE-UP

ITEM	PART NO.	QTY.	DESCRIPTION
1.	G10689	6	Carriage Bolt, 5/8"-11 x 2"
	GB0218	6	Bushing, 2 1/32" I.D. x 7/8" O.D. x 1 9/32" Long
	GD7805	6	Special Washer, 5/8", Hardened
	G10107	6	Lock Nut, 5/8"-11
2.	GA10090	-	Take-Up, 44 1/4", 12 Row 30" (Shown)
	GA10112	-	Take-Up, 56 1/4", 16 Row 30"
3.	GD8188	2	Clamp, 3" x 5 3/8"
	GD8189	2	Rubber Pad
4.	G10581	1	Hex Head Cap Screw, 1/2"-13 x 2 1/4"
	G10111	1	Lock Nut, 1/2"-13
5.	GD2558	2	Lynch Pin, 1/4"
6.	GA7021	-	Take-Up, 44 1/4", 12 Row 30" (Shown)
	GA7050	-	Take-Up, 56 1/4", 16 Row 30"
7.	GD9952	1	Cover
8.	G10004	4	Hex Head Cap Screw, 3/8"-16 x 1 1/4"
	G10229	4	Lock Washer, 3/8"
	G10203	8	Washer, 3/8" SAE
	G10101	4	Hex Nut, 3/8"-16
9.	G10172	2	Hex Head Cap Screw, 3/8"-16 x 5"
	G10210	2	Washer, 3/8" USS
	G10108	2	Lock Nut, 3/8"-16
10.			See "Valve Block - Located On Hitch", Page P96
11.	GD18776	1	Clamp, 4" x 6 3/8"

CENTER FRAME

(TWL277)

12 ROW 30" SHOWN



ITEM	PART NO.	QTY.	DESCRIPTION
1.		-	See "Wing Frame", Pages P58 And P59
2.		-	See "Wing Lock Cylinders", Pages P86 And P87
3.	GD0535	2	Pin, 1 1/4" x 4 1/2"
	G10159	4	Machine Bushing, 1 1/4", 10 Gauge
	G10460	4	Cotter Pin, 1/4" x 2"
4.	GD7805	4	Special Washer, 5/8", Hardened
	G10104	4	Hex Nut, 5/8"-11
5.	GD14093	1	Cap
6.	GD5875	1	Hose Clamp, 9/16" x 2 1/2" x 2"
7.	G10048	1	Hex Head Cap Screw, 3/8"-16 x 2"
	G10108	1	Lock Nut, 3/8"-16
8.	GD10053	8	Wear Pad, 7" x 7" x 1/2" Thick
9.		-	See "Valve Block - Located On Front Center Frame", Page P91
10.		-	See "Valve Block - Located On Front Center Frame", Page P92
11.	GA7579	4	Pad Holder W/Bars
	GD10706	-	Bar, 1 1/4" x 6" x 1/4" Thick
	GD10707	-	Bar, 1 1/4" x 6" x 3/8" Thick
	G10001	-	Hex Head Cap Screw, 3/8"-16 x 1"
12.	G10004	4	Hex Head Cap Screw, 3/8"-16 x 1 1/4"
	G10229	4	Lock Washer, 3/8"
	G10101	4	Hex Nut, 3/8"-16

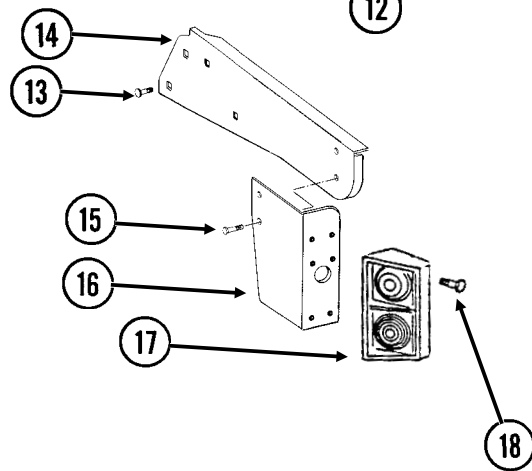
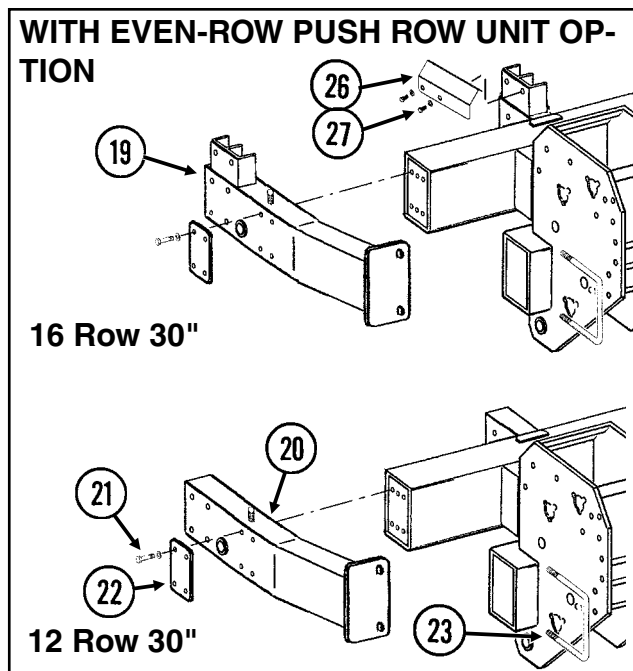
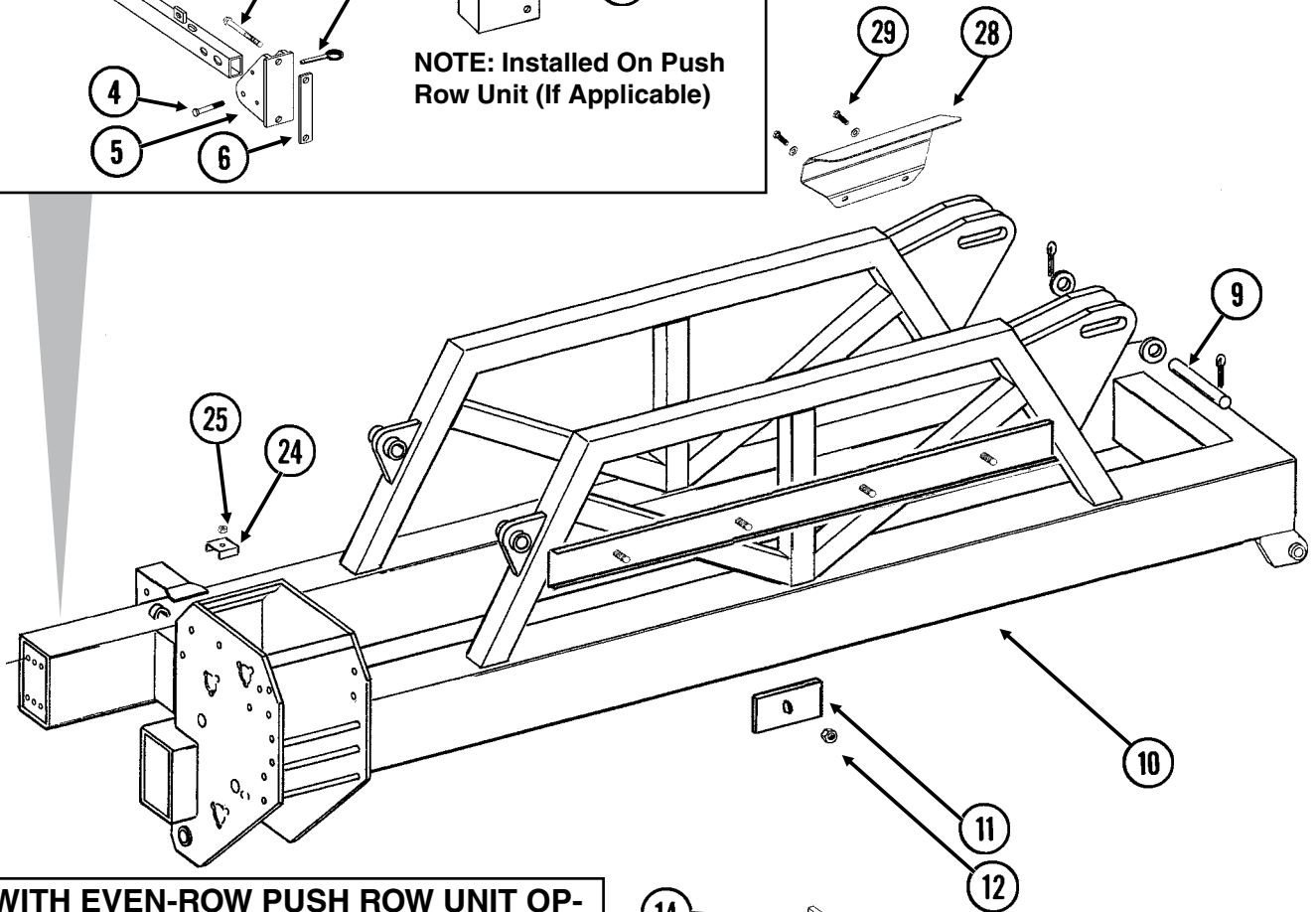
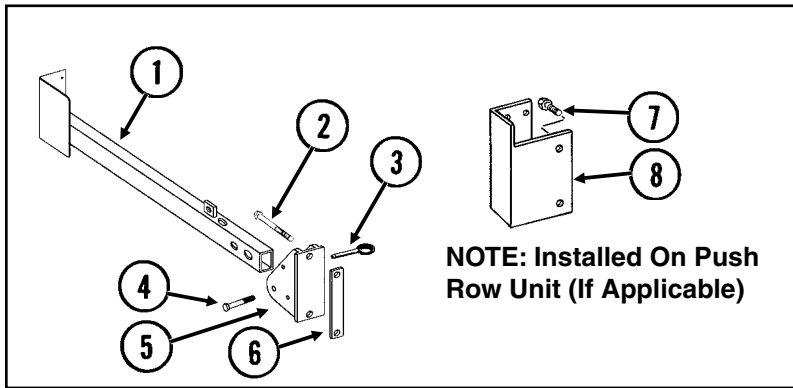
CENTER FRAME

ITEM	PART NO.	QTY.	DESCRIPTION
13.	G10543	16	Hex Head Cap Screw, 3/4"-10 x 3", Full Thread
	G10105	16	Hex Nut, 3/4"-10
14.	A10089	-	Frame, 136", 12 Row 30" And 16 Row 30" (Non-Stock Item)
15.	GA5121	4	Pin, 2 1/8"
16.	G10636	4	Carriage Bolt, 1/2"-13 x 1 1/2"
	G10228	4	Lock Washer, 1/2"
	G10102	4	Hex Nut, 1/2"-13
17.	G10404	-	Machine Bushing, 3 1/8" x 2 1/8" x 3/16" (As Required)
	G10234	-	Machine Bushing, 2 1/8", 10 Gauge (As Required)
	G10336	-	Machine Bushing, 2 1/8", 14 Gauge (As Required)
18.	G10828	2	Hex Socket Set Screw, 1/2"-13 x 1 1/4"
	G10527	2	Lock Washer, 1/2", Internal/External
	G10102	2	Hex Nut, 1/2"-13
19.	GA10073	1	Cam Roller Mount, L.H. (Shown)
	GA10072	-	Cam Roller Mount, R.H.
20.	G11084	6	Carriage Bolt, 5/8"-11 x 1 3/4"
	G10230	6	Lock Washer, 5/8"
	G10104	6	Hex Nut, 5/8"-11
21.	GA6497	4	Cam Follower W/Grease Fitting
	G10640	-	Grease Fitting, 1/4"-28
22.	GD14066	4	Sleeve
23.	GB0409	2	Spring Washer
24.	G10025	2	Hex Head Cap Screw, 3/4"-10 x 1 1/2"
25.	GD10531	2	Hinge Pin, 2 1/8" x 25 3/4"
26.	GD13154	4	Hose Clamp, 4 3/4" x 9"
27.	G10108	4	Lock Nut, 3/8"-16
28.	GA10104	1	Handle (SDS Only)
29.	G10014	4	Hex Head Cap Screw, 1/2"-13 x 1"
	G10216	4	Washer, 1/2" USS
	G10228	4	Lock Washer, 1/2"
30.	GD12774	1	Mount
31.	G11125	2	Carriage Bolt, 5/8"-11 x 1 3/4"
	GB0218	2	Bushing, 2 1/32" I.D. x 7/8" O.D. x 1 9/32" Long
	GD7805	2	Special Washer, 5/8", Hardened
	G10107	2	Lock Nut, 5/8"-11
32.	GD13107	1	Spring Pivot
33.	GD16414	1	Hose Holder, R.H.
34.	GD14102	1	Cover
35.		-	See "Valve Block - Located On R.H. Side Of Center Pivot", Page P93
36.		-	See "Valve Blocks - Located On Rear Center Frame", Pages P94 And P95
37.	G10004	1	Hex Head Cap Screw, 3/8"-16 x 1 1/4"
	G10203	1	Washer, 3/8" SAE
	GD8893-03	1	Sleeve, 1 3/8" Long
	G10108	1	Lock Nut, 3/8"-16
38.	GD8249	1	Spring
	GD7904-02	2	Sleeve, 1/2" x 1/2" Long
39.	GD15806	-	Shim, 3 3/4" x 10", 7 Gauge
	GD15807	-	Shim, 3 3/4" x 10" x 1/4" Thick
40.	GD16415	1	Hose Holder, L.H.
41.	G11177	2	Hex Head Cap Screw, 1/2"-13 x 14"
	G10228	2	Lock Washer, 1/2"
	G10102	2	Hex Nut, 1/2"-13
42.	G11109	2	Hex Head Cap Screw, 1/2"-13 x 7 1/2"
	G10228	2	Lock Washer, 1/2"
	G10102	2	Hex Nut, 1/2"-13
43.	GD4887-08	2	Sleeve, 1/2" I.D. x 12 1/4" Long
44.	GD4887-09	2	Sleeve, 1/2" I.D. x 6" Long

WING FRAME

(TWL187c/TWL180a/TWL194h/TWL194g/TWL194e/TWL188b/TWL139b)

12 ROW 30" SHOWN

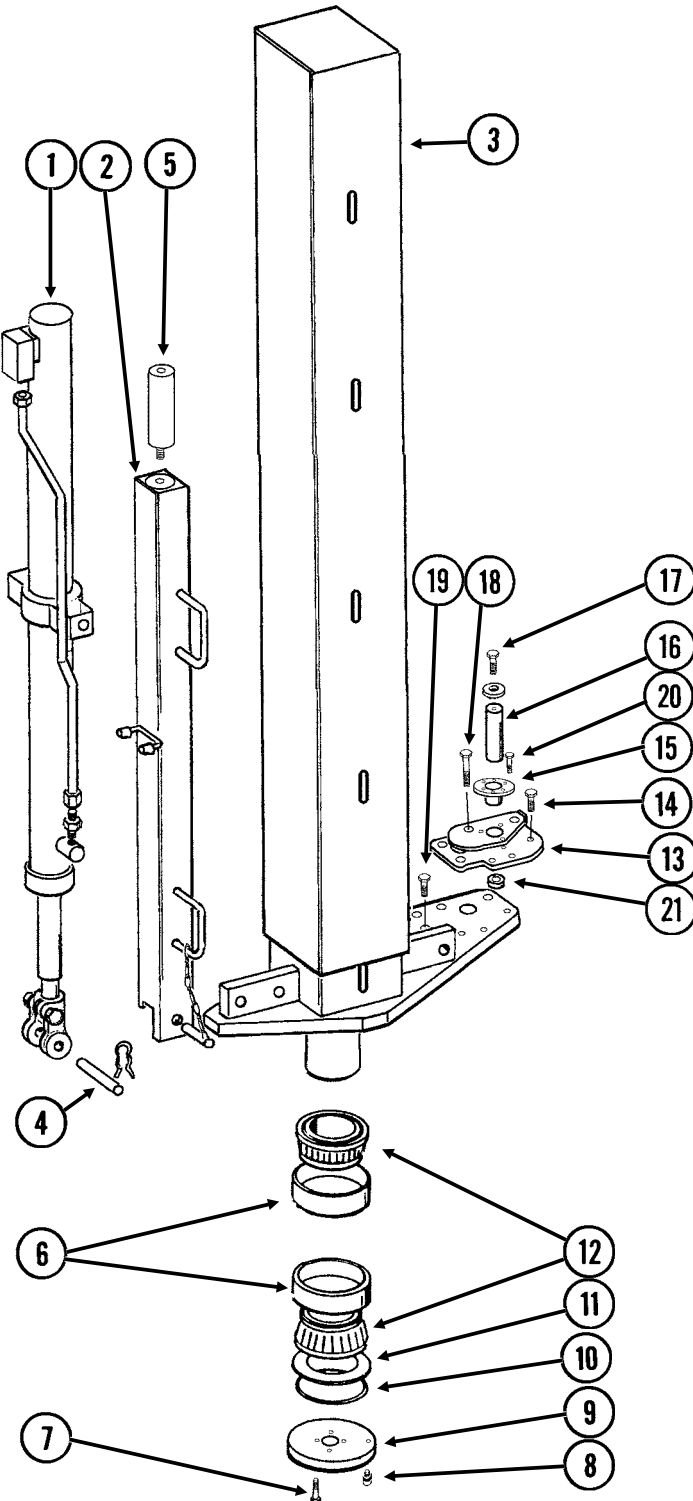


WING FRAME

ITEM	PART NO.	QTY.	DESCRIPTION
1.	GA9840	1	Light Bracket
2.	G10439	2	Hex Head Cap Screw, 5/8"-11 x 7"
	G10230	2	Lock Washer, 5/8"
	G10104	2	Hex Nut, 5/8"-11
3.	G10874	1	Detent Pin, 1/2" x 3 1/2" Grip
4.	G10033	1	Hex Head Cap Screw, 1/2"-13 x 3 1/2"
	G10206	4	Washer, 1/2" SAE
	G10111	1	Lock Nut, 1/2"-13
5.	GB0309	1	Light Mount Bracket
6.	GD1908	1	Mounting Bracket
7.	G10001	2	Hex Head Cap Screw, 3/8"-16 x 1"
	G10229	2	Lock Washer, 3/8"
	G10101	2	Hex Nut, 3/8"-16
8.	GD12703	1	Push Row Unit Light Bracket
9.	GD0826	4	Pin, 1 1/4" x 5 1/2"
	GD0752-47	8	Sleeve, 1/2"
	G10159	8	Machine Bushing, 1 1/4", 10 Gauge
	G10460	8	Cotter Pin, 1/4" x 2"
10.	A9070	-	Wing, R.H., 120", 12 Row 30" (Non-Stock Item)
	A9069	-	Wing, L.H., 124", 12 Row 30" (Non-Stock Item)
	A9072	-	Wing, R.H., 180", 16 Row 30" (Non-Stock Item)
	A9073	-	Wing, L.H., 184", 16 Row 30" (Non-Stock Item)
11.	GD13153	8-10	Hose Clamp, 3 1/4" x 9"
12.	G10108	8-10	Lock Nut, 3/8"-16
13.	G10312	3	Carriage Bolt, 5/16"-18 x 3/4"
	G10620	3	Serrated Flange Nut, 5/16"-18
14.	GD15950	1	Light Mount Extension
15.	G10064	-	Hex Head Cap Screw, 1/4"-20 x 1"
	G10227	-	Lock Washer, 1/4"
	G10103	-	Hex Nut, 1/4"-20
16.	GD12724	1	Bracket
17.			See "Electrical Components", Pages P104-P107
18.	G10064	-	Hex Head Cap Screw, 1/4"-20 x 1"
	G10110	-	Lock Nut, 1/4"-20, Grade B
19.	GA9903	1	Marker Mount, 16 Row 30"
20.	GA9902	1	Marker Mount, 12 Row 30"
21.	G10050	4	Hex Head Cap Screw, 3/4"-10 x 5"
	G10231	4	Lock Washer, 3/4"
22.	GD14163	1	Plate
23.	GD1113	1	U-Bolt, 5" x 7" x 5/8"-11
	G10230	2	Lock Washer, 5/8"
	G10104	2	Hex Nut, 5/8"-11
24.	GD5875	5	Hose Clamp, 9/16" x 2 1/2" x 2"
25.	G10108	5	Lock Nut, 3/8"-16
26.	GD15567	1	Shield
27.	G10007	2	Hex Head Cap Screw, 5/8"-11 x 1 1/2"
	G10217	2	Washer, 5/8" USS
	G10230	2	Lock Washer, 5/8"
	G10104	2	Hex Nut, 5/8"-11
28.	GD15574	2	Shield
29.	G10004	4	Hex Head Cap Screw, 3/8"-16 x 1 1/4"
	G10210	4	Washer, 3/8" USS
	G10229	4	Lock Washer, 3/8"
	G10101	4	Hex Nut, 3/8"-16
A.	G7698X	-	Push Row Unit Mounted Light Bracket Package (Items 7 And 8 On This Page And 3/8" Insulated Clamp, Item 6 On Pages P104 And P105 Or Item 6 On Pages P106 And P107)

CENTER PIVOT

PFA087(TWL196b)

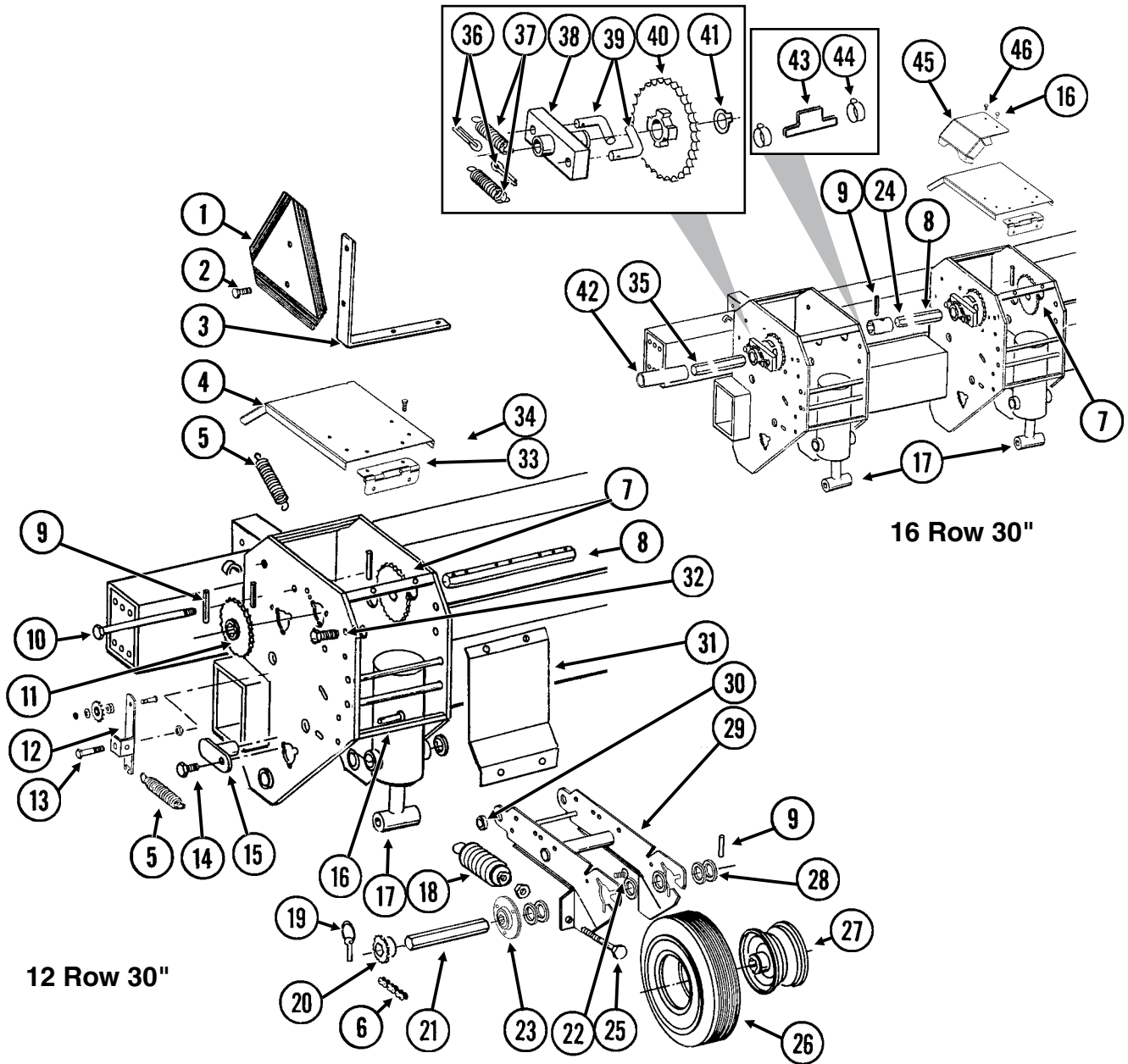


CENTER PIVOT

ITEM	PART NO.	QTY.	DESCRIPTION
1.		-	See "Center Lift Cylinder", Pages P83 Or P84
2.	GA10092	1	Manual Safety Lockup W/Detent Pin, 42 7/8" Long
	GA7022	-	Detent Pin W/Chain
3.	GA10085	1	Center Post, 97 3/16"
4.	GR0375	2	Pin, 1" x 3 1/2"
	GR0193	4	Hair Pin Clip
5.	GD14507	1	Lockup Extension, 10"
6.	GD10011	2	Cup
7.	G10027	4	Hex Head Cap Screw, 3/4"-10 x 2 1/2"
	GD2169	4	Special Washer, 25/32" I.D. x 1 1/4" O.D., Hardened
8	G10640	1	Grease Fitting, 1/4"-28
9.	GD13338	1	Bearing Cap
10.	GD13350	1	O-Ring Seal
11.	GD10012	10	Shim, .005" Thick (As Required)
	GD10013	10	Shim, .020" Thick (As Required)
	GD10014	10	Shim, .007" Thick (As Required)
12.	GA7096	2	Cone
13.	GA9618	1	Taper Lock Mount
14.	G11018	3	Hex Head Cap Screw, 5/8"-18 x 1 1/4"
	GD7805	3	Special Washer, 5/8", Hardened
15.	GD13519	1	Taper Lock Collar
16.	GD13520	1	Taper Lock Pin
17.	G10443	1	Hex Head Cap Screw, 5/8"-11 x 1"
	G10205	1	Washer, 5/8" SAE
18.	G11019	2	Hex Head Cap Screw, 5/8"-18 x 5"
	GD7805	2	Special Washer, 5/8", Hardened
19.	G10751	2	Hex Head Cap Screw, 5/8"-18 x 1 3/4"
	GD7805	2	Special Washer, 5/8", Hardened
20.	G10004	3	Hex Head Cap Screw, 3/8"-16 x 1 1/4"
21.	GD13525	1	Tension Bushing, 1 1/2" O.D. x 1 1/4" I.D. x 5/8" Long

CONTACT WHEEL AND DRIVE SHAFT(S)

PTD057/PFA046/PTD075/PLA033(TWL11m)



CONTACT WHEEL AND DRIVE SHAFT(S)

ITEM	PART NO.	QTY.	DESCRIPTION
		(Per Assy.)	
1.	GD2199	1	SMV Sign
2.	G10022	2	Hex Head Cap Screw, 1/4"-20 x 1/2"
	G10227	2	Lock Washer, 1/4"
	G10103	2	Hex Nut, 1/4"-20
3.	GD9969	1	Bracket
4.	GD10298	1	Cover
5.	GD5857	2	Spring
6.	G3310-110	1	Chain, No. 40, 110 Pitch Including Connector Link, Half Rate (2 To 1) Drive
	G3310-118	-	Chain, No. 40, 118 Pitch Including Connector Link
	GR0912	-	Connector Link, No. 40
7.		-	See "Inner Module Drive", Pages P68 And P69
8.		-	See "Point Row Clutch", Pages P70 And P71
9.	G10602	4	Spring Pin, 1/4" x 1 1/2"
10.	G10595	-	Hex Head Cap Screw, 3/8"-16 x 10" (Used To Secure Point Row Clutch)
	G10108	-	Lock Nut, 3/8"-16
11.	GA5114	1	Sprocket, 30 Tooth
12.	GA9553	1	Idler W/Sprocket And Hardware, L.H.
	GA9554	1	Idler W/Sprocket And Hardware, R.H. (Shown)
	GA7154	-	Sprocket W/Bearing, 18 Tooth
	G10017	-	Hex Head Cap Screw, 1/2"-13 x 1 1/2"
	G10128	-	Machine Bushing, 1/2", 14 Gauge
	G10501	-	Hex Jam Nut, 1/2"-13, Grade 2
13.	G10036	1	Hex Head Cap Screw, 5/8"-11 x 4"
	G10918	3	Machine Bushing, 5/8", 14 Gauge
	G10104	1	Hex Nut, 5/8"-11
	G10107	1	Lock Nut, 5/8"-11
14.	G10017	2	Hex Head Cap Screw, 1/2"-13 x 1 1/2"
	G10216	2	Washer, 1/2" USS
	G10228	2	Lock Washer, 1/2"
	G10102	2	Hex Nut, 1/2"-13
15.	GA5121	2	Pin, 2 1/8"
16.	G10870	2	Clevis Pin, 3/8" x 1"
	G10860	2	Retaining Ring, 3/8"
17.		-	See "Wing Lift Cylinder", Page P85
18.	GA2068	2	Spring W/Plug
19.	GD2558	1	Lynch Pin, 1/4"
20.	GA5114	1	Sprocket, 30 Tooth
	GA5105	-	Sprocket, 15 Tooth, Half Rate (2 To 1) Drive
21.	GD6775	1	Hex Shaft, 7/8" x 11 3/4" (2 Holes)
22.	G10303	6	Carriage Bolt, 5/16"-18 x 1"
	G10232	6	Lock Washer, 5/16"
	G10106	6	Hex Nut, 5/16"-18
23.	GA9846	-	Flanged Bearing, 7/8" Hex Bore
24.	GD5212	1	Coupler, 1 3/4", 16 Row 30" Only
25.	G10890	2	Hex Head Adjusting Bolt, 1/2"-13 x 4", Grade 2
	G10501	2	Hex Jam Nut, 1/2"-13, Grade 2
26.	GD4700	1	Tire, 4.80" x 8", 4 Ply, Rib Implement (Specify Brand*)
	GD4701	-	Valve Stem
27.	GA3553	1	Rim, 3.75" x 8"
28.	G10233	-	Machine Bushing, 1", 10 Gauge

(Continued)

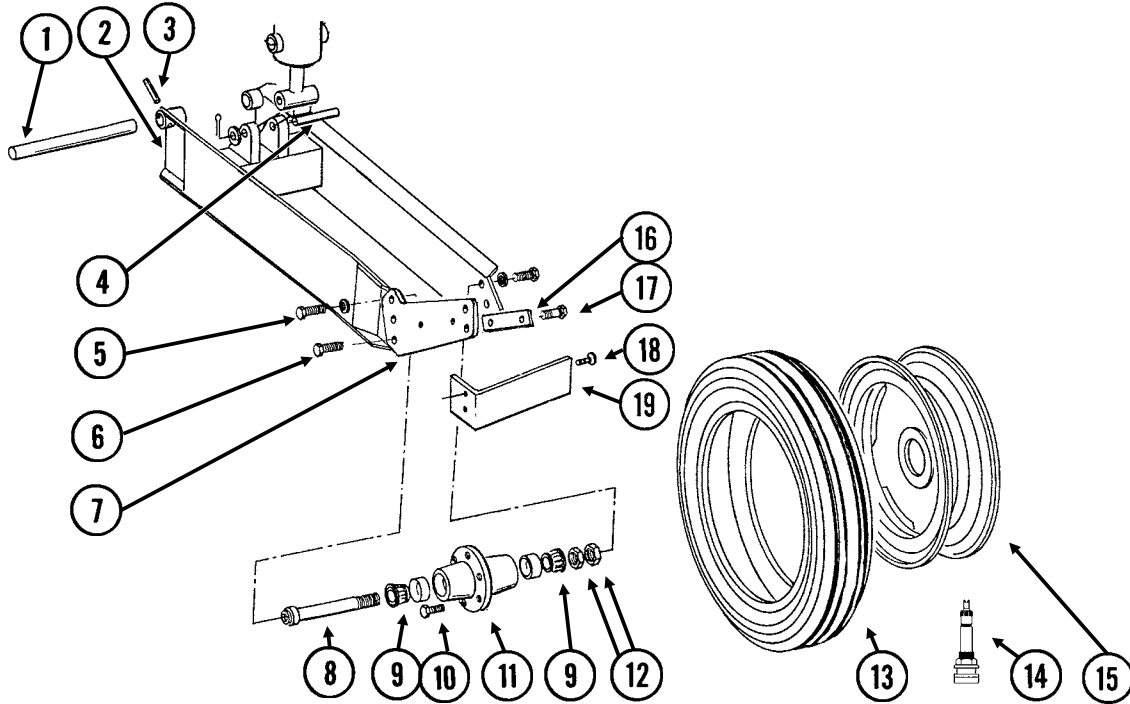
CONTACT DRIVE WHEEL AND DRIVE SHAFT(S)

ITEM	PART NO.	QTY. (Per Assy.)	DESCRIPTION
(Continued)			
29.	GA7372	1	Wheel Arm
30.	GB0218	2	Bushing, 2 ¹ / ₃₂ " I.D. x 7 ⁷ / ₈ " O.D. x 1 ⁹ / ₃₂ " Long
31.	GD6895	1	Shield
32.	G10008	2	Hex Head Cap Screw, 5 ⁸ / ₁₆ "-11 x 2"
	G10235	4	Machine Bushing, 7 ⁸ / ₁₆ ", 14 Gauge
	GD7805	2	Special Washer, 5 ⁸ / ₁₆ ", Hardened
	G10205	2	Washer, 5 ⁸ / ₁₆ " SAE
	G10107	2	Lock Nut, 5 ⁸ / ₁₆ "-11
33.	GD5789	1	Hinge, Female
	GD5790	1	Hinge W/Pins, Male
34.	G10064	6	Hex Head Cap Screw, 1 ⁴ / ₄ "-20 x 1"
	G10227	6	Lock Washer, 1 ⁴ / ₄ "
	G10103	6	Hex Nut, 1 ⁴ / ₄ "-20
35.	GD10099	-	Hex Shaft, 7 ⁸ / ₁₆ " x 29 5 ⁸ / ₁₆ "
36.	G10453	2	Cotter Pin, 3 ¹⁶ / ₁₆ " x 1"
37.	GD1256	2	Spring
38.	GA0378	1	Block And Hub Assembly
39.	GD1255	2	L-Pin
40.	GA5165	1	Sprocket, 30 Tooth
41.	G10430	1	External Retaining Ring, 1 1 ⁴ / ₄ "
42.	GD13652-01	1	Pipe, 1" x 23 1 ⁴ / ₄ "
43.	GD14115	1	Catch
44.	G10278	2	Hose Clamp, No. 16
45.	GD16465	1	Cover
46.	G10020	1	Hex Head Cap Screw, 1 ⁴ / ₄ "-20 x 1 ² / ₂ "
	G10227	1	Lock Washer, 1 ⁴ / ₄ "
	G10103	1	Hex Nut, 1 ⁴ / ₄ "-20
A.	GA3552	-	Tire And Rim Assembly (Items 26 And 27) (Specify Brand*)
B.	GA9843	-	Ratchet/Sprocket Assembly (L.H. Side Of Planter) (Items 36-41)
	GA5164	-	Ratchet/Sprocket Assembly (R.H. Side Of Planter) (Items 36-41)
C.	G1K324	-	Contact Wheel Arm Replacement Kit (Items 9, 21, 22, 23, 25, 28 And 29)

* Specific brand requests will be supplied only as available from current KINZE® Repair Parts stock. If a specific brand requested is not in stock, the brand available will be supplied. Different brand tires may have different diameters. Change in tire brand may affect rates. Field checks are recommended after any change in contact tires.

GROUND DRIVE WHEEL

PTD057(TWL142b)



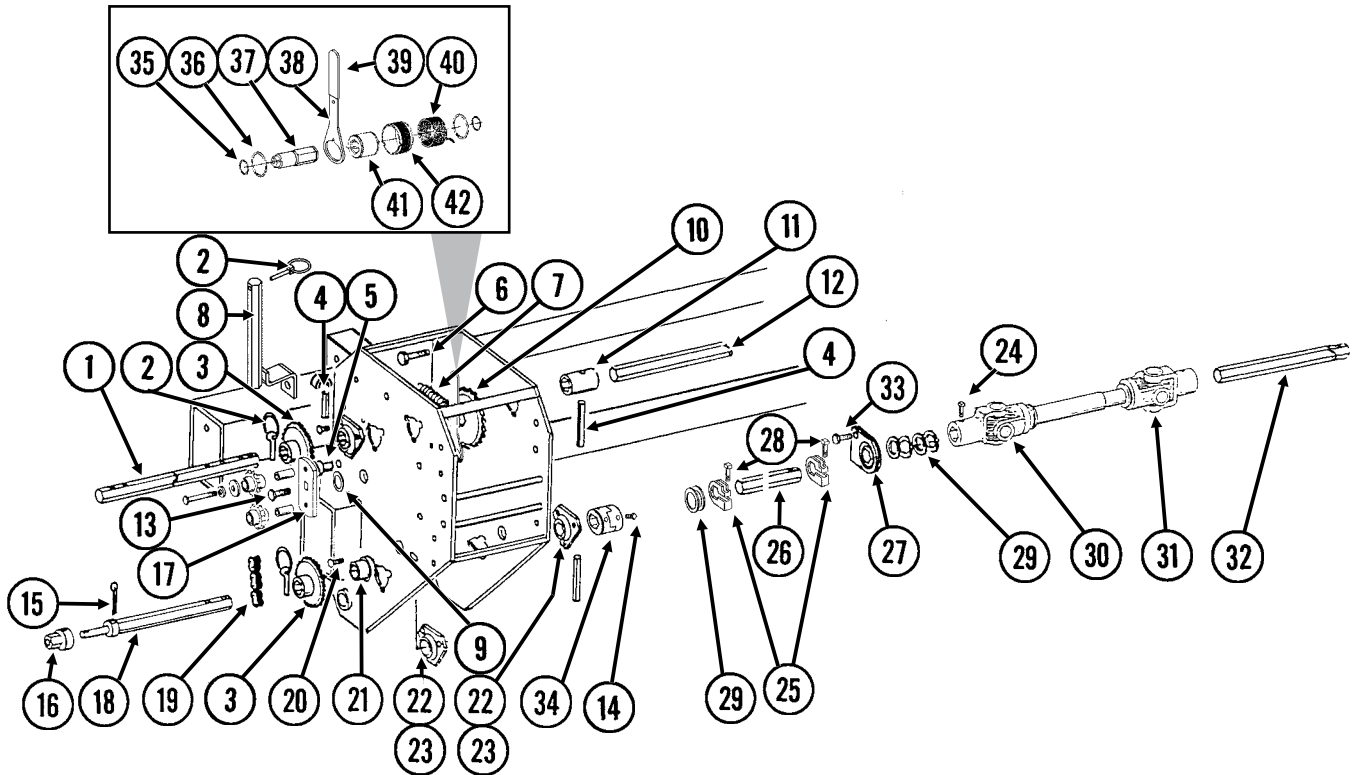
ITEM	PART NO.	QTY. (Per Assy.)	DESCRIPTION
1.	GD11695	-	Pin, 1 1/4" x 13 1/4"
2.	GA8677	1	Wheel Module
3.	G10610	-	Spring Pin, 3/8" x 2"
4.	GD5841	1	Pin, 1 1/4" x 5 5/8"
	G10226	2	Washer, 1 1/4" SAE
	G10460	2	Cotter Pin, 1/4" x 2"
5.	G10026	2	Hex Head Cap Screw, 3/4"-10 x 2"
	G10231	2	Lock Washer, 3/4"
6.	G10026	2	Hex Head Cap Screw, 3/4"-10 x 2"
	G10231	2	Lock Washer, 3/4"
	G10105	2	Hex Nut, 3/4"-10
7.	GD10128	1	Scraper Arm
8.	GA4376	1	Spindle W/Round External Retaining Ring, 10"
	GD11490	-	Round External Retaining Ring
9.	GA0895	2	Bearing
10.	GR0270	6	Lug Bolt, 9/16"-18
11.	GA2148	1	Hub W/Cups, 6 Bolt
	GR0434	-	Cup
12.	G11081	2	Hex Jam Nut, 1 1/2"-12, Grade 2
13.	GD13401	1	Tire, 7.50" x 20", 8 Ply, Tubeless W/O Center Rib (Specify Brand*)
14.	GA7434	-	Valve Stem
15.	GA2908	1	Rim, 5.5" x 20"
16.	GD10144	1	Bar Clamp
17.	G10039	2	Hex Head Cap Screw, 1/2"-13 x 1 3/4"
	G10228	2	Lock Washer, 1/2"
	G10102	2	Hex Nut, 1/2"-13
18.	G10636	2	Carriage Bolt, 1/2"-13 x 1 1/2"
	G10216	2	Washer, 1/2" USS
	G10228	2	Lock Washer, 1/2"
	G10102	2	Hex Nut, 1/2"-13
19.	GD12543	1	Scraper
A.	GA7997	-	Tire And Rim Assembly (Specify Brand*)(Items 13-15)
B.	GA4377	-	Hub And Spindle Assembly (Items 8, 9, 11 And 12)

* Specific brand requests will be supplied only as available from current KINZE® Repair Parts stock. If a specific brand requested is not in stock, the brand available will be supplied.

SEED RATE TRANSMISSION AND ROW UNIT DRILL SHAFTS

PTD056/PTD065/PTD076/PTD079(TWL14jji)

12 Row 30" Shown



ITEM	PART NO.	QTY. (Per Side)	DESCRIPTION
1.	GD6780	1	Shaft, 7/8" x 15"
2.	GD2558	3	Lynch Pin, 1/4"
3.	GA5106	1	Sprocket, 17 Tooth
	GA5107	1	Sprocket, 19 Tooth
	GA5108	2	Sprocket, 23 Tooth
	GA5109	1	Sprocket, 24 Tooth
	GA5110	1	Sprocket, 25 Tooth
	GA5111	1	Sprocket, 26 Tooth
	GA5112	1	Sprocket, 27 Tooth
	GA5113	1	Sprocket, 28 Tooth
4.	G10602	-	Spring Pin, 1/4" x 1 1/2"
5.	G10870	1	Clevis Pin, 3/8" x 1"
	G10860	1	Retaining Ring, 3/8"
6.	G10016	1	Hex Head Cap Screw, 1/2"-13 x 2"
	GD10356	1	Bushing, 3/4" Long (If Applicable)
	G10228	1	Lock Washer, 1/2"
	G10527	2	Lock Washer, 1/2", Internal/External
	G10102	1	Hex Nut, 1/2"-13
7.	GD5857	1	Spring
8.	GA4630	1	Sprocket Storage Rod
9.	G10235	1	Machine Bushing, 7/8", 14 Gauge
10.		-	See "Inner Module Drive", Pages P68 And P69
11.	GD5212	1	Coupler, 1 3/4", 16 Row 30" Only
12.	GD10100	1	Hex Shaft, 7/8" x 31 3/8", 16 Row 30" Only
13.	G11100	1	Hex Socket Button Head Cap Screw, 1/4"-20 x 1/2", Grade 8
	G10227	1	Lock Washer, 1/4"
	G10209	1	Washer, 1/4" USS

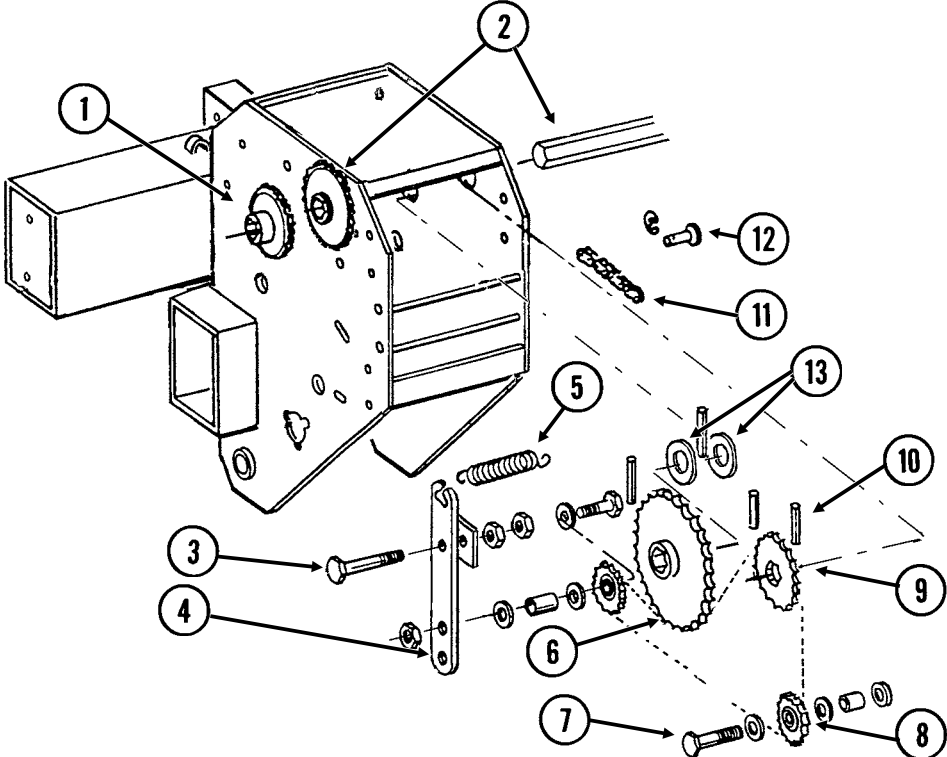
SEED RATE TRANSMISSION AND ROW UNIT DRILL SHAFTS

ITEM	PART NO.	QTY. (Per Side)	DESCRIPTION
14.	G10131	4	Square Head Set Screw, 5/16"-18 x 3/4"
15.	G10462	-	Cotter Pin, 3/16" x 2"
16.	GD7127	1	Shear Coupler
17.	GA7336	1	Idler W/Bolt-On Sprockets
	GD7426	-	Sprocket, 12 Tooth
	GD1026	-	Sleeve, 1 3/16" Long
	G10210	-	Washer, 3/8" USS
	G10229	-	Lock Washer, 3/8"
	G10047	-	Hex Head Cap Screw, 3/8"-16 x 1 3/4"
18.	GD7612	1	Shaft, 7/8" x 13 1/2"
19.	G3310-80	1	Chain, No. 40, 80 Pitch Including Connector Link
	GR0912	-	Connector Link, No. 40
20.	G10303	-	Carriage Bolt, 5/16"-18 x 1"
	G10232	-	Lock Washer, 5/16"
	G10106	-	Hex Nut, 5/16"-18
21.	GA5548	1	Special Bearing
22.	G3400-01	-	Flangette
23.	G2100-03	-	Bearing, 7/8" Hex Bore, Spherical
24.	G10688	-	Square Head Set Screw, 3/8"-16 x 5/8"
25.	GD11045	-	Lock Clamp
26.	GD0914-106.5	2	Hex Shaft, 7/8" x 106 1/2" (No Holes), Wing, 12 Row 30"
	GD0914-166.75	-	Hex Shaft, 7/8" x 166 3/4" (No Holes), Wing, 16 Row 30"
27.	GA2180	-	Hanger Bearing, 7/8" Hex Bore
28.	G10130	-	Square Head Machine Bolt, 5/16"-18 x 1 3/4"
	G10923	-	Flange Nut, 5/16"-18, No Serration
29.	G10233	-	Machine Bushing, 1", 10 Gauge
30.	GA7052	-	U-Joint W/Grease Fitting, Female, 10 1/4" Long
	GR1557	-	Grease Fitting, 45°, Metric
	GR1297	-	Inboard Yoke And Outer Profile
	GR1294	-	Cross And Bearing Kit
	GR1293	-	Yoke, 7/8" Hex
31.	GA7051	-	U-Joint W/Grease Fitting, Male, 12 1/4" Long
	GR1557	-	Grease Fitting, 45°, Metric
	GR1296	-	Inner Profile
	GR1295	-	Inboard Yoke
	GR1301	-	Spring Pin, 8 mm x 50 mm
	GR1294	-	Cross And Bearing Kit
	GR1293	-	Yoke, 7/8" Hex
32.	GD0914-45	1	Hex Shaft, 7/8" x 45", R.H. Main Frame (No Holes)
	GD0914-35	-	Hex Shaft, 7/8" x 35", L.H. Main Frame (No Holes)
33.	G10004	2	Hex Head Cap Screw, 3/8"-16 x 1 1/4"
	G10229	2	Lock Washer, 3/8"
	G10101	-	Hex Nut, 3/8"-16
34.	GB0287	2	Coupler
35.	G10496	2	External Inverted Snap Ring, 1 1/2"
36.	G11075	2	External Inverted Snap Ring, 7/8"
37.	GD14426	1	Tightener Shaft, 3 3/8"
38.	GD14431	1	Handle
39.	G11078	1	Vinyl Cap
40.	GD14414	1	Torsion Spring, R.H. (Shown) (Used In L.H. Wrap Spring Wrench)
	GD14413	-	Torsion Spring, L.H. (Used In R.H. Wrap Spring Wrench)
41.	GD14432	1	Sleeve, 1 1/4"
42.	GD14429	-	Release Collar, Silver, L.H. (Shown)
	GD14430	1	Release Collar, Gold, R.H.
A.	G1K269	-	Lock Clamp Kit (Items 25 And 28)
B.	G1K381	-	Wrap Spring Wrench Replacement Kit, Silver Collar, L.H. (Items 9, 13 And 35-42) (Shown)
	G1K380	-	Wrap Spring Wrench Replacement Kit, Gold Collar, R.H. (Items 9, 13 And 35-42)

INNER MODULE DRIVE

PTD058/PFA046/PTD077(TWL16d)

12 Row 30" Shown
(Located In Inside Module On 16 Row 30")



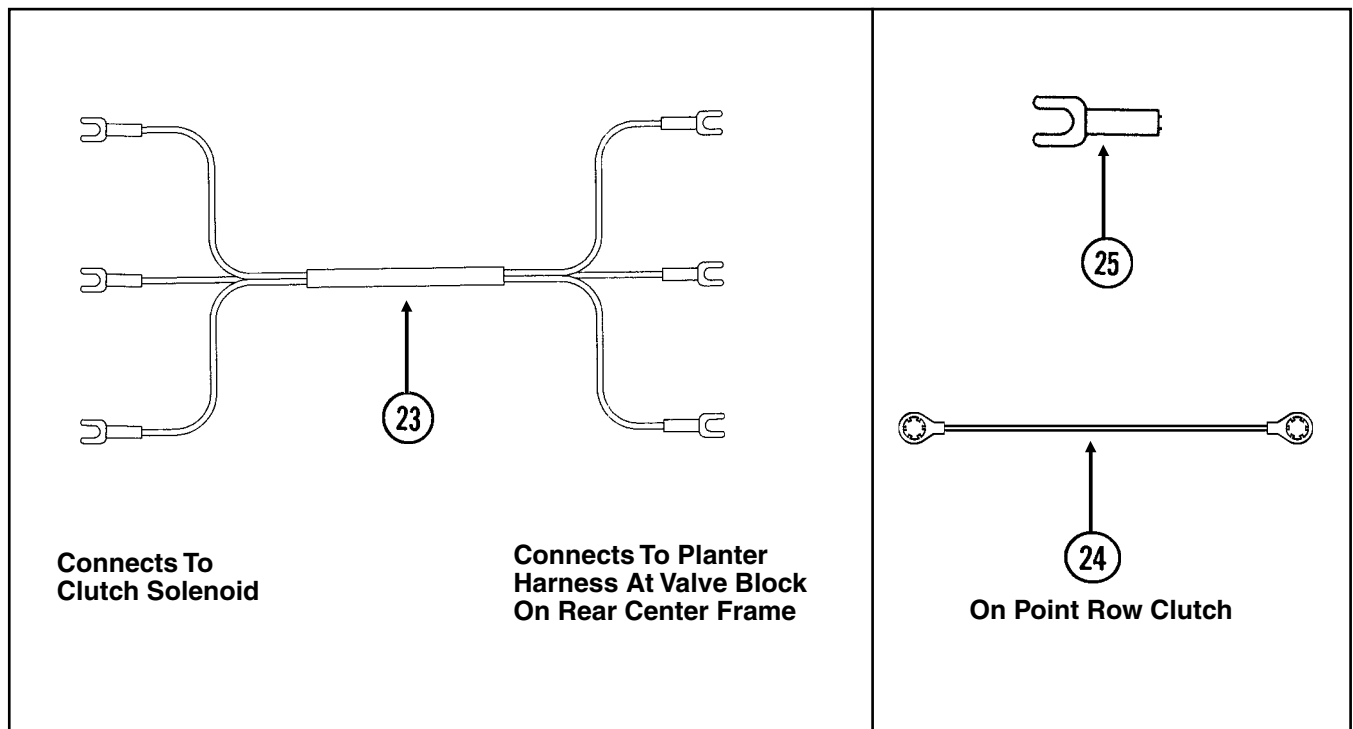
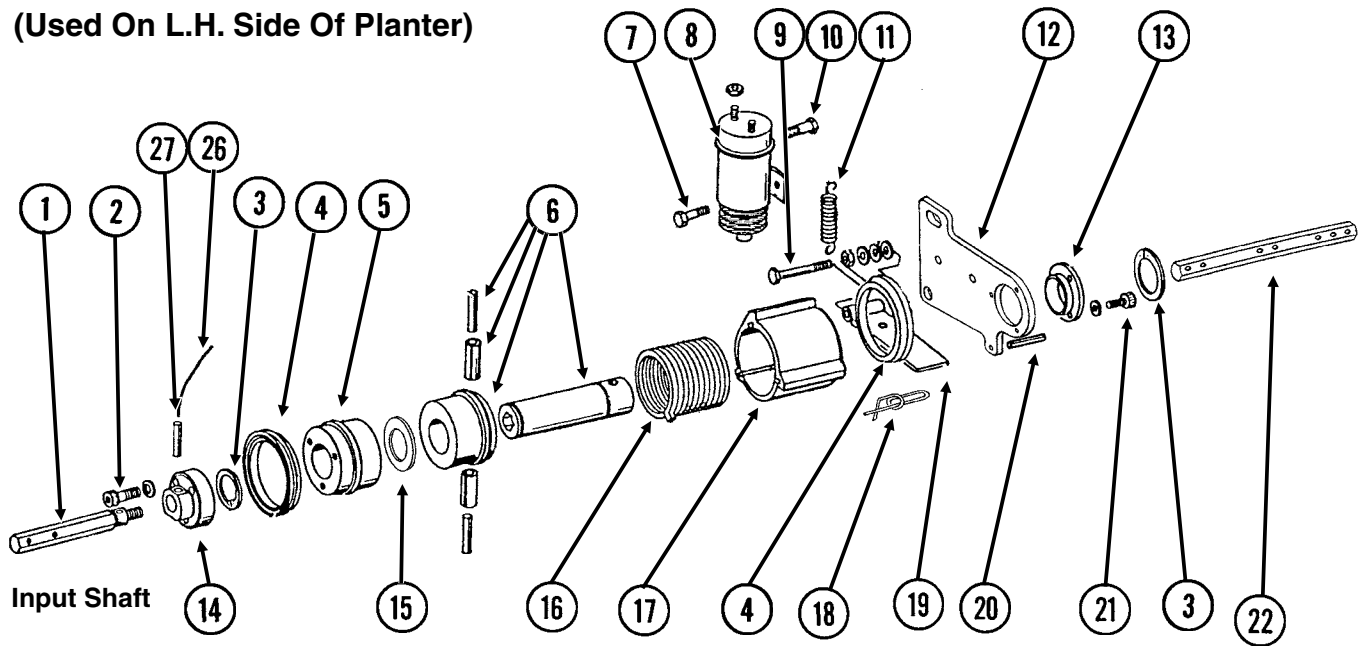
INNER MODULE DRIVE

ITEM	PART NO.	QTY.	DESCRIPTION
		(Per Module)	
1.		-	See "Seed Rate Transmission And Row Unit Drill Shafts", Pages P66 And P67
2.		-	See "Contact Drive Wheel And Drive Shaft(s)", Pages P62-P64
3.	G10743	1	Hex Head Cap Screw, 5/8"-11 x 3 3/4"
	G10503	1	Hex Jam Nut, 5/8"-11, Grade 2
	G10107	1	Lock Nut, 5/8"-11
4.	GA9557	1	Idler W/Sprocket And Hardware, L.H.
	GA9558	-	Idler W/Sprocket And Hardware, R.H. (Shown)
	GA7154	-	Sprocket W/Bearing, 18 Tooth
	G10038	-	Hex Head Cap Screw, 1/2"-13 x 3"
	GD10007	-	Spacer, 1 1/8" Long
	G10206	-	Washer, 1/2" SAE
	G10111	-	Lock Nut, 1/2"-13
5.	GD5857	1	Spring
6.	GA5194	1	Sprocket, 50 Tooth
7.	G10053	1	Hex Head Cap Screw, 1/2"-13 x 2 1/2"
	GD7889	1	Bushing, 1" O.D. x 9/16" I.D. x 7/16" Long
	G10168	2	Machine Bushing, 1/2", 7 Gauge
	G10111	1	Lock Nut, 1/2"-13
8.	GA7154	1	Sprocket W/Bearing, 18 Tooth
9.	GA5113	1	Sprocket, 28 Tooth
10.	G10602	-	Spring Pin, 1/4" x 1 1/2"
11.	G3310-100	1	Chain, No. 40, 100 Pitch Including Connector Link
	GR0912	-	Connector Link, No. 40
12.	G10870	1	Clevis Pin, 3/8" x 1"
	G10860	1	Retaining Ring, 3/8"
13.	G10345	2	Machine Bushing, 1", 14 Gauge

POINT ROW CLUTCH

PRC019(TWL70d/TWL71d/TWL71/TWL18/A10054)

**L.H. Point Row Clutch Shown
(Used On L.H. Side Of Planter)**



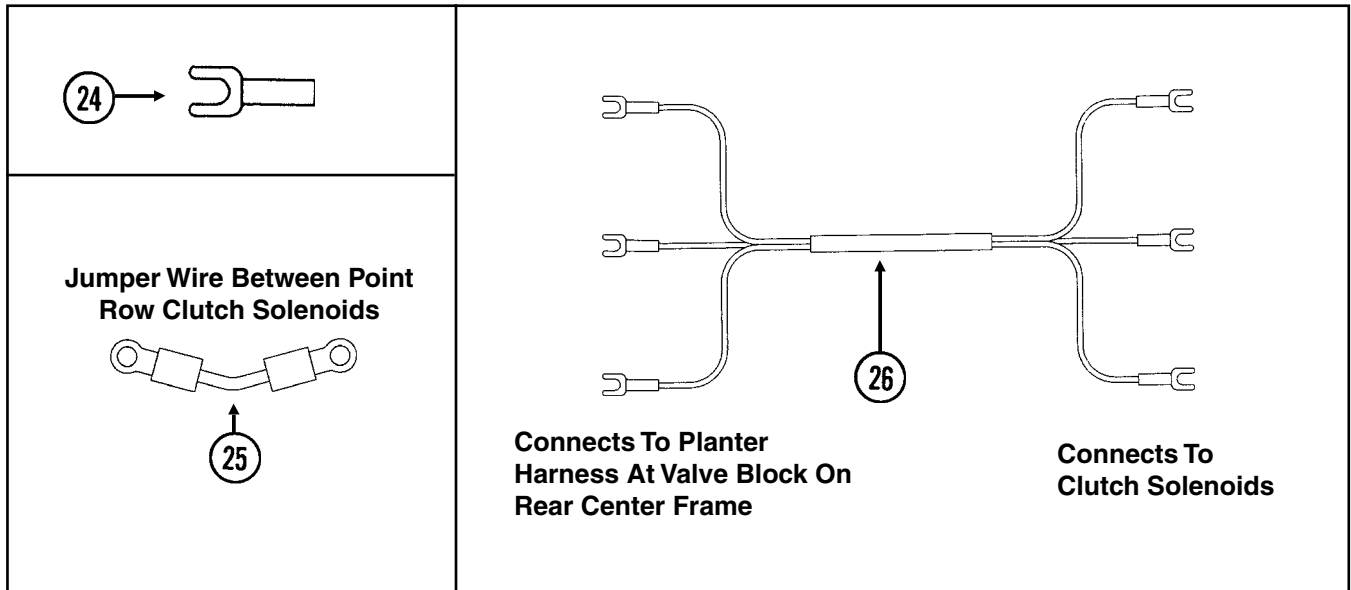
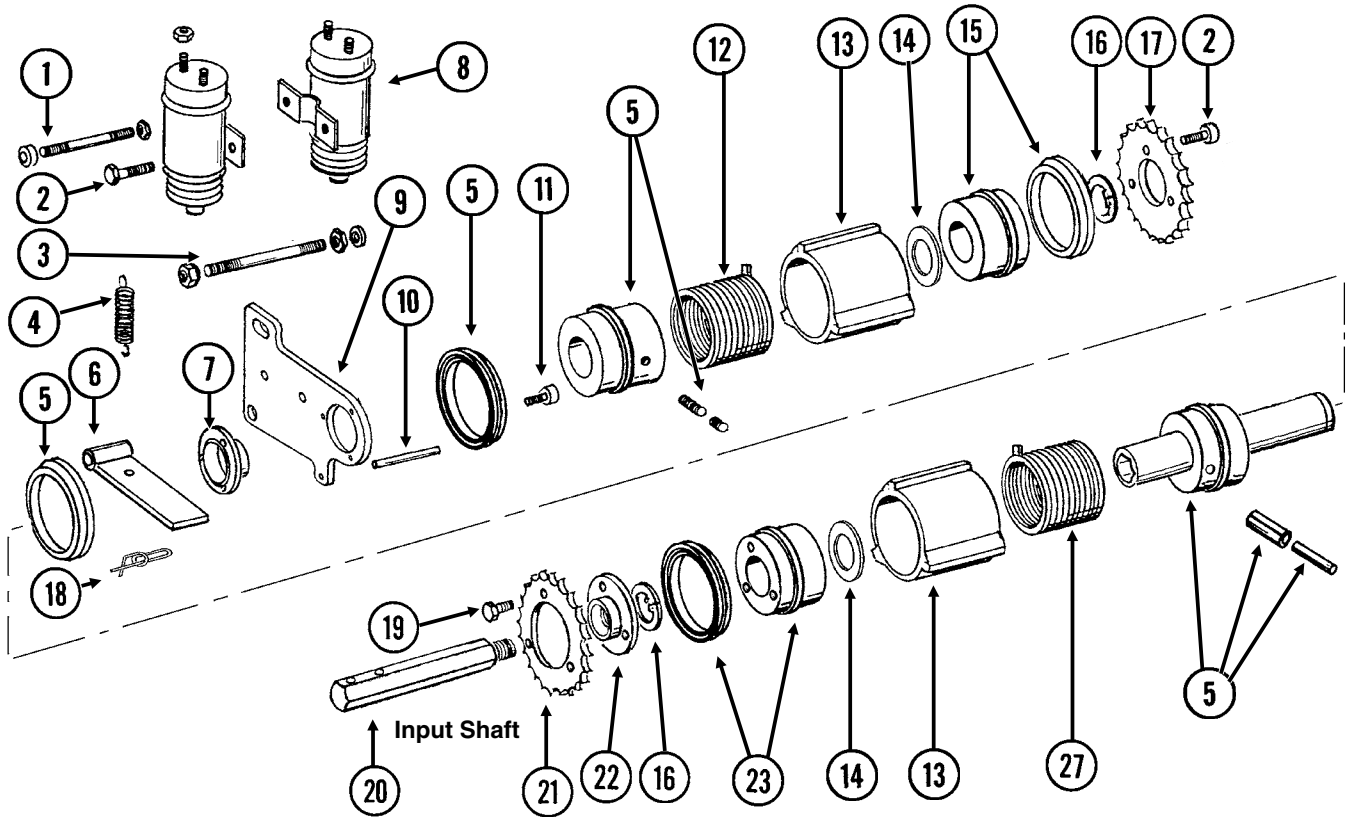
POINT ROW CLUTCH

ITEM	PART NO.	QTY. (Per Assy.)	DESCRIPTION
1.	GD10068	1	Input Shaft, R.H. Threads (Shown)
	GD10069	1	Input Shaft, L.H. Threads
2.	G10374	3	Hex Socket Head Screw, 1/4"-20 x 1"
	G10227	3	Lock Washer, 1/4"
3.	G10496	2	External Inverted Snap Ring, 1 1/2"
4.	GD14512	2	V-Ring Seal
5.	GD10104	1	Input Hub
6.	GA7137	1	Hub/Sleeve Assembly W/Spring Pins
	G10765	-	Spring Pin, 1/4" x 1"
	G10804	-	Spring Pin, 5/32" x 7/8"
7.	G10023	1	Hex Head Cap Screw, 1/4"-20 x 3/4"
	G10227	1	Lock Washer, 1/4"
	G10103	1	Hex Nut, 1/4"-20
8.	GA8393	1	Solenoid Complete
	GR1306	1	Snap Ring
	GR1303	1	Spring
	GR1304	1	Boot
	GR1305	1	Plunger
9.	G10049	1	Hex Head Cap Screw, 3/8"-16 x 2 1/2"
	G10101	1	Hex Nut, 3/8"-16
	G10203	1	Washer, 3/8" SAE
	G10229	2	Lock Washer, 3/8"
	G10497	1	Hex Jam Nut, 3/8"-16, Grade 2
10.	G10900	1	Hex Socket Head Cap Screw, 1/4"-20 x 1 3/4", Grade 8
	G10227	1	Lock Washer, 1/4"
	G10103	2	Hex Nut, 1/4"-20
11.	GD10123	1	Spring
12.	GD10103	1	Mounting Plate
13.	GD9667	1	Bushing
14.	GD10070	1	Coupler W/R.H. Threads (Shown)
	GD10071	1	Coupler W/L.H. Threads
15.	GD14513	1	Felt Washer
16.	GD9671	-	Spring, L.H. (Shown)
	GD9672	-	Spring, R.H.
17.	GD10102	1	Stop Collar
18.	GD11120	1	Rue Ring Cotter, 5/16"
19.	GD10510	1	Actuator Arm
20.	G10859	1	Spring Pin, 3/16" x 2 1/4"
21.	G10253	3	Hex Socket Head Screw, No. 10-32 x 1/2"
	G10257	3	Lock Washer, No. 10
22.	GD10543	-	Hex Shaft, 7/8" x 13"
23.	GA9479	1	Wiring Harness, 228", R.H. Side, 12 Row 30"
	GA9480	-	Wiring Harness, 264", L.H. Side, 12 Row 30"
	GA9483	-	Wiring Harness, 252", R.H. Side, 16 Row 30"
	GA9482	-	Wiring Harness, 300", L.H. Side, 16 Row 30"
24.	GA10054	-	Ground Cable, Green
25.	G10996	-	Fork Terminal
26.	GD13524-01	1	Lock Wire, 10", Stainless Steel
27.	G10546	1	Spring Pin, 3/16" x 1 1/4"
A.	GA7110	-	Point Row Clutch Assembly, R.H. (R.H. Side Of Machine) (Items 1-21, 24, 26 And 27)
	GA7111	-	Point Row Clutch Assembly, L.H. (L.H. Side Of Machine) (Items 1-21, 24, 26 And 27)

TWO-SPEED POINT ROW CLUTCH

PRC023(FF47c/A7274/TWL71/TWL18/A10054)

L.H. Two-Speed Point Row Clutch Shown
(Used On L.H. Side Of Planter)

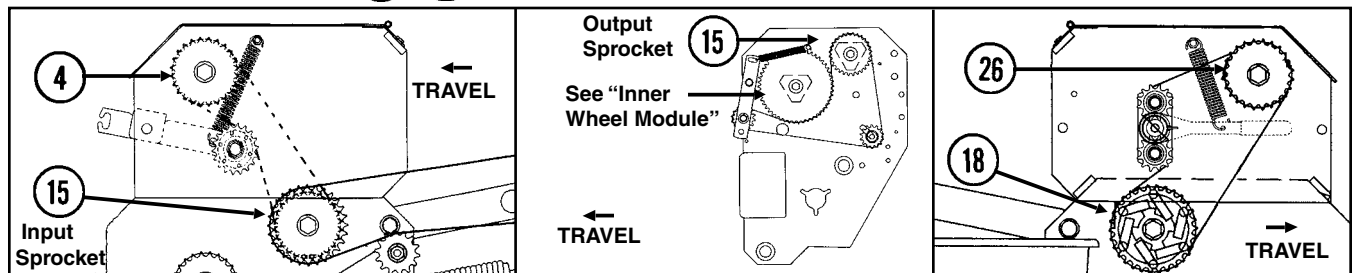
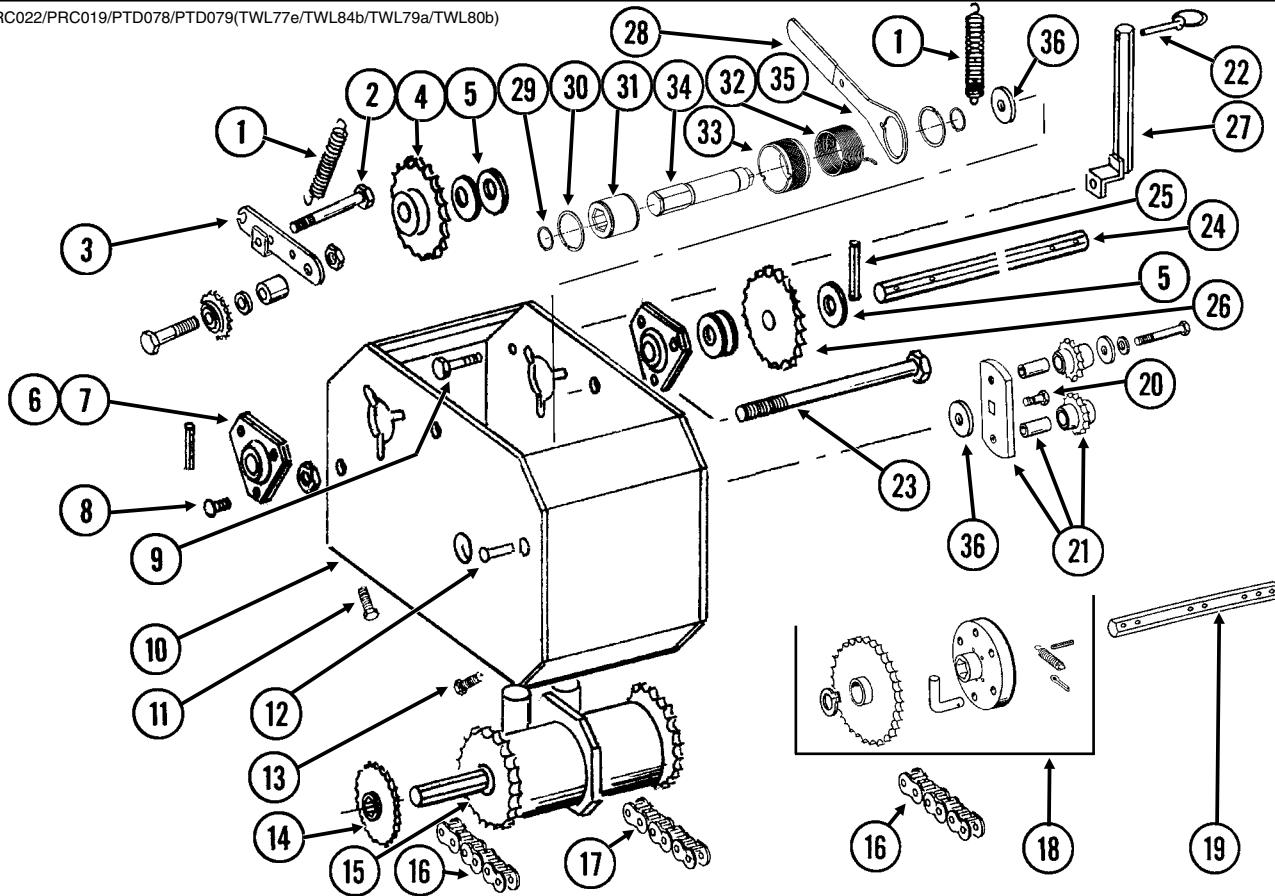


TWO-SPEED POINT ROW CLUTCH

ITEM	PART NO.	QTY. (Per Assy.)	DESCRIPTION
1.	GD10635	1	Threaded Rod, 1/4"-20 x 3 1/2"
	G10103	2	Hex Nut, 1/4"-20
	G10227	2	Lock Washer, 1/4"
	GD10282	2	Allen Nut, 1/4"-20
2.	G10023	4	Hex Head Cap Screw, 1/4"-20 x 3/4"
	G10227	4	Lock Washer, 1/4"
	G10103	1	Hex Nut, 1/4"-20
3.	GD10636	1	Threaded Rod, 3/8"-16 x 4 1/4"
	G10108	2	Lock Nut, 3/8"-16
	G10229	2	Lock Washer, 3/8"
	G10101	2	Hex Nut, 3/8"-16
4.	GD10123	2	Spring
5.	GA7463	1	Hub/Sleeve Assembly W/Seals, Sleeve, Pins And Screws
	GD10120	-	Seal
	GD10584	-	Sleeve
	G10873	-	Hex Socket Set Screw, 5/16"-18 x 3/4"
	G10872	-	Hex Socket Set Screw, 5/16"-18 x 1/4"
	G10804	-	Spring Pin, 5/32" x 7/8"
	G10765	-	Spring Pin, 1/4" x 1"
6.	GD10510	2	Actuator Arm
7.	GD10586	1	Bushing
8.	GA8393	2	Solenoid Complete
	GR1306	-	Snap Ring
	GR1303	-	Spring
	GR1304	-	Boot
	GR1305	-	Plunger
9.	GD10103	1	Mounting Plate
10.	G10859	1	Spring Pin, 3/16" x 2 1/4"
11.	G10876	3	Hex Socket Head Screw, No. 10-32 x 1/4"
12.	GD9671	2	Spring, L.H. (Shown)
13.	GD10585	2	Stop Collar
14.	GD14513	2	Felt Washer
15.	GA9572	1	Hub W/Seal
	GD10120	-	Seal
16.	G10496	2	External Inverted Snap Ring, 1 1/2"
17.	GD10579	1	Output Sprocket, 28 Tooth
18.	GD11120	2	Rue Ring Cotter, 5/16"
19.	G10374	3	Hex Socket Head Screw, 1/4"-20 x 1"
	GD10588	3	Key
20.	GD10068	1	Input Shaft, R.H. Threads (Shown)
	GD10069	-	Input Shaft, L.H. Threads
21.	GD10578	1	Input Sprocket, 28 Tooth
22.	GD10638	1	Coupler W/R.H. Threads (Shown)
	GD10587	-	Coupler W/L.H. Threads
23.	GA9571	1	Hub W/Seal
	GD10120	-	Seal
24.	G10996	-	Fork Terminal
25.	GA7274	1	Jumper Wire W/Ring Terminals, 2 3/16" (Between Solenoids)
26.	GA9479	1	Wiring Harness, 228", R.H. Side, 12 Row 30"
	GA9480	-	Wiring Harness, 264", L.H. Side, 12 Row 30"
	GA9483	-	Wiring Harness, 252", R.H. Side, 16 Row 30"
	GA9482	-	Wiring Harness, 300", L.H. Side, 16 Row 30"
27.	GD9672	-	Spring, R.H.

TWO-SPEED POINT ROW CLUTCH WHEEL MODULE EXTENSION

PRC022/PRC019/PTD078/PTD079(TWL77e/TWL84b/TWL79a/TWL80b)



ITEM	PART NO.	QTY.	DESCRIPTION
		(Per Assy.)	
1.	GD5857	2	Spring
2.	G10036	1	Hex Head Cap Screw, 5/8"-11 x 4"
	G10107	1	Lock Nut, 5/8"-11
	G10104	1	Hex Nut, 5/8"-11
3.	GA9918	1	Idler W/Sprocket And Hardware
	GD10356	-	Bushing, 3/4" Long
	G10128	-	Machine Bushing, 1/2", 14 Gauge
	G10501	-	Hex Jam Nut, 1/2"-13, Grade 2
	G10053	-	Hex Head Cap Screw, 1/2"-13 x 2 1/2"
	GA7154	-	Sprocket W/Bearing, 18 Tooth
4.	GA5113	1	Sprocket, 28 Tooth
5.	G10233	-	Machine Bushing, 1", 10 Gauge
6.	G3400-01	-	Flangette
7.	G2100-03	-	Bearing, 7/8" Hex Bore, Spherical
8.	G10312	6	Carriage Bolt, 5/16"-18 x 3/4"
	G10232	6	Lock Washer, 5/16"
	G10106	6	Hex Nut, 5/16"-18
9.	G10037	1	Hex Head Cap Screw, 1/2"-13 x 1 1/4"
	G10216	1	Washer, 1/2" USS
	G10228	1	Lock Washer, 1/2"
	G10102	1	Hex Nut, 1/2"-13

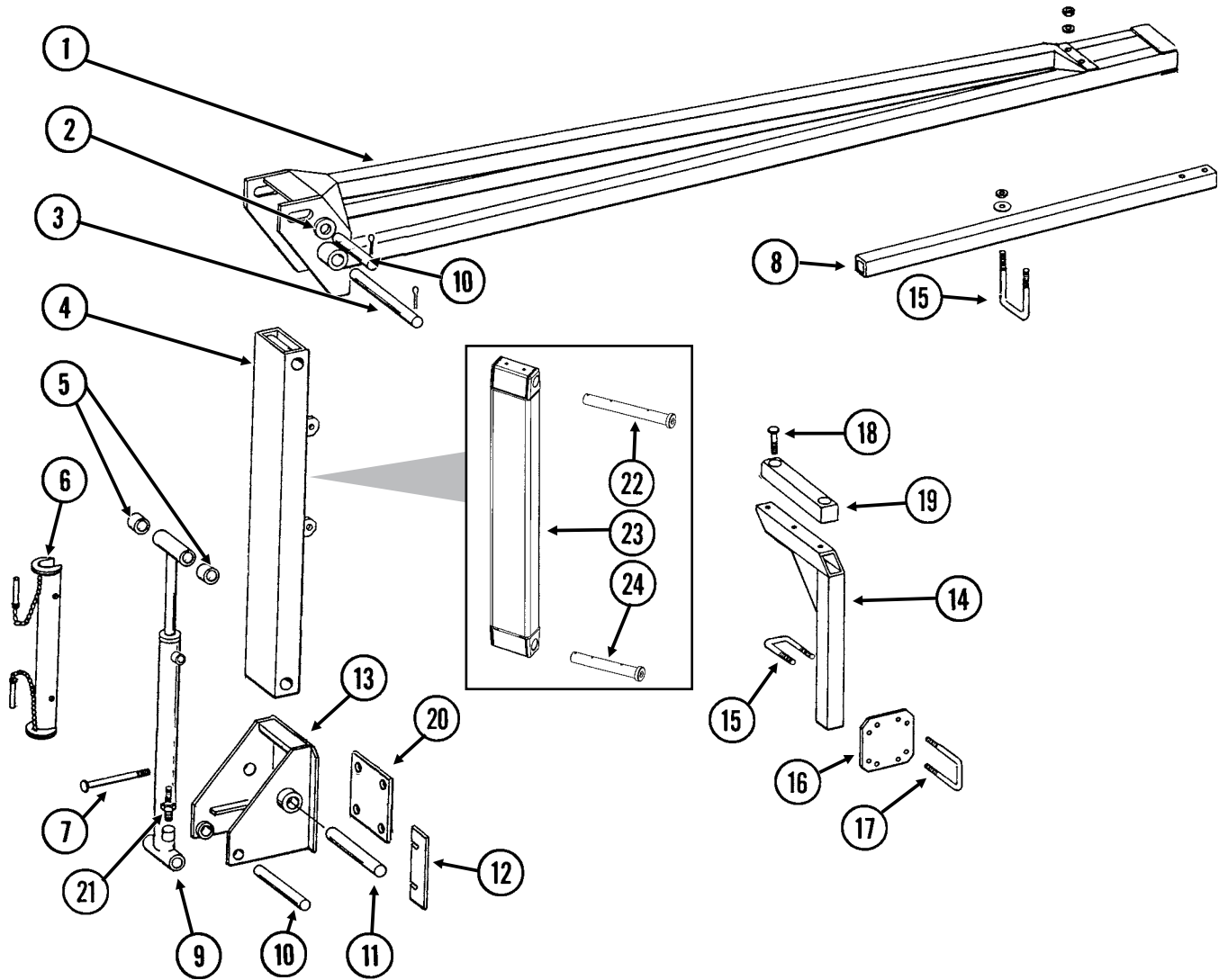
TWO-SPEED POINT ROW CLUTCH WHEEL MODULE EXTENSION

ITEM	PART NO.	QTY. (Per Assy.)	DESCRIPTION
10.	GA7306	1	Extension Bracket
11.	G10857	2	Hex Head Cap Screw, 1/4"-20 x 1 1/4"
	G10209	2	Washer, 1/4" USS
	G10227	2	Lock Washer, 1/4"
	G10103	2	Hex Nut, 1/4"-20
12.	G10408	1	Clevis Pin, 5/16" x 3/4"
	G10409	1	Retaining Ring, 5/16"
13.	G10064	2	Hex Head Cap Screw, 1/4"-20 x 1"
	G10209	2	Washer, 1/4" USS
	G10227	2	Lock Washer, 1/4"
	G10103	2	Hex Nut, 1/4"-20
14.		-	See "Contact Wheel And Drive Shaft(s)", Pages P62-P64
15.		-	See "Two-Speed Point Row Clutch", Pages P72 And P73
16.	G3310-74	2	Chain, No. 40, 74 Pitch Including Connector Link
	GR0912	-	Connector Link, No. 40
17.	G3310-100	1	Chain, No. 40, 100 Pitch Including Connector Link
	GR0912	-	Connector Link, No. 40
18.	GA7320	1	Overrunning Sprocket Assembly, R.H.
	GA7321	-	Overrunning Sprocket Assembly, L.H.
	G10430	1	External Retaining Ring, 1 1/4"
	GD1255	6	L-Pin
	G10546	6	Spring Pin, 3/16" x 1 1/4"
	G10470	6	Cotter Pin, 5/32" x 1"
	GD10366	6	Spring
	GA7317	1	Block
	GA7319	1	Sprocket W/Bushing, 30 Tooth
19.	GD10543	1	Hex Shaft, 7/8" x 13"
20.	G11100	1	Hex Socket Button Head Cap Screw, 1/4"-20 x 1/2", Grade 8
	G10227	1	Lock Washer, 1/4"
	G10209	1	Washer, 1/4" USS
21.	GA7336	1	Idler W/Bolt-On Sprockets
	GD7426	-	Sprocket, 12 Tooth
	GD1026	-	Sleeve, 1 3/16" Long
	G10210	-	Washer, 3/8" USS
	G10229	-	Lock Washer, 3/8"
	G10047	-	Hex Head Cap Screw, 3/8"-16 x 1 3/4"
22.	GD2558	2	Lynch Pin, 1/4"
23.	G10595	1	Hex Head Cap Screw, 3/8"-16 x 10"
	G10108	1	Lock Nut, 3/8"-16
24.	GD10355	1	Shaft, 7/8" x 13 3/4"
25.	G10602	3	Spring Pin, 1/4" x 1 1/2"
26.	GA5109	1	Sprocket, 24 Tooth
	GA5105	1	Sprocket, 15 Tooth
	GA5106	1	Sprocket, 17 Tooth
	GA5112	1	Sprocket, 27 Tooth
	GA5108	-	Sprocket, 23 Tooth (From Transmission)
	GA5110	-	Sprocket, 25 Tooth (From Transmission)
	GA5111	-	Sprocket, 26 Tooth (From Transmission)
27.	GA7313	1	Sprocket Storage Rod
28.	G11078	1	Vinyl Cap
29.	G10496	2	External Inverted Snap Ring, 1 1/2"
30.	G11075	2	External Inverted Snap Ring, 7/8"
31.	GD14432	1	Sleeve, 1 1/4"
32.	GD14414	1	Torsion Spring, R.H. (Shown) (Used In L.H. Wrap Spring Wrench)
	GD14413	-	Torsion Spring, L.H. (Used In R.H. Wrap Spring Wrench)
33.	GD14429	-	Release Collar, Silver, L.H. (Shown)
	GD14430	1	Release Collar, Gold, R.H.
34.	GD14426	1	Tightener Shaft, 3 3/8"
35.	GD14431	1	Handle
36.	G10235	2	Machine Bushing, 7/8", 14 Gauge
A.	G1K381	-	Wrap Spring Wrench Replacement Kit, Silver Collar, L.H. (Items 20 And 28-36) (Shown)
	G1K380	1	Wrap Spring Wrench Replacement Kit, Gold Collar, R.H. (Items 20 And 28-36)

ROW MARKER ASSEMBLY

12 ROW 30"

MKR019/MKR027(MKR14i)



ROW MARKER ASSEMBLY

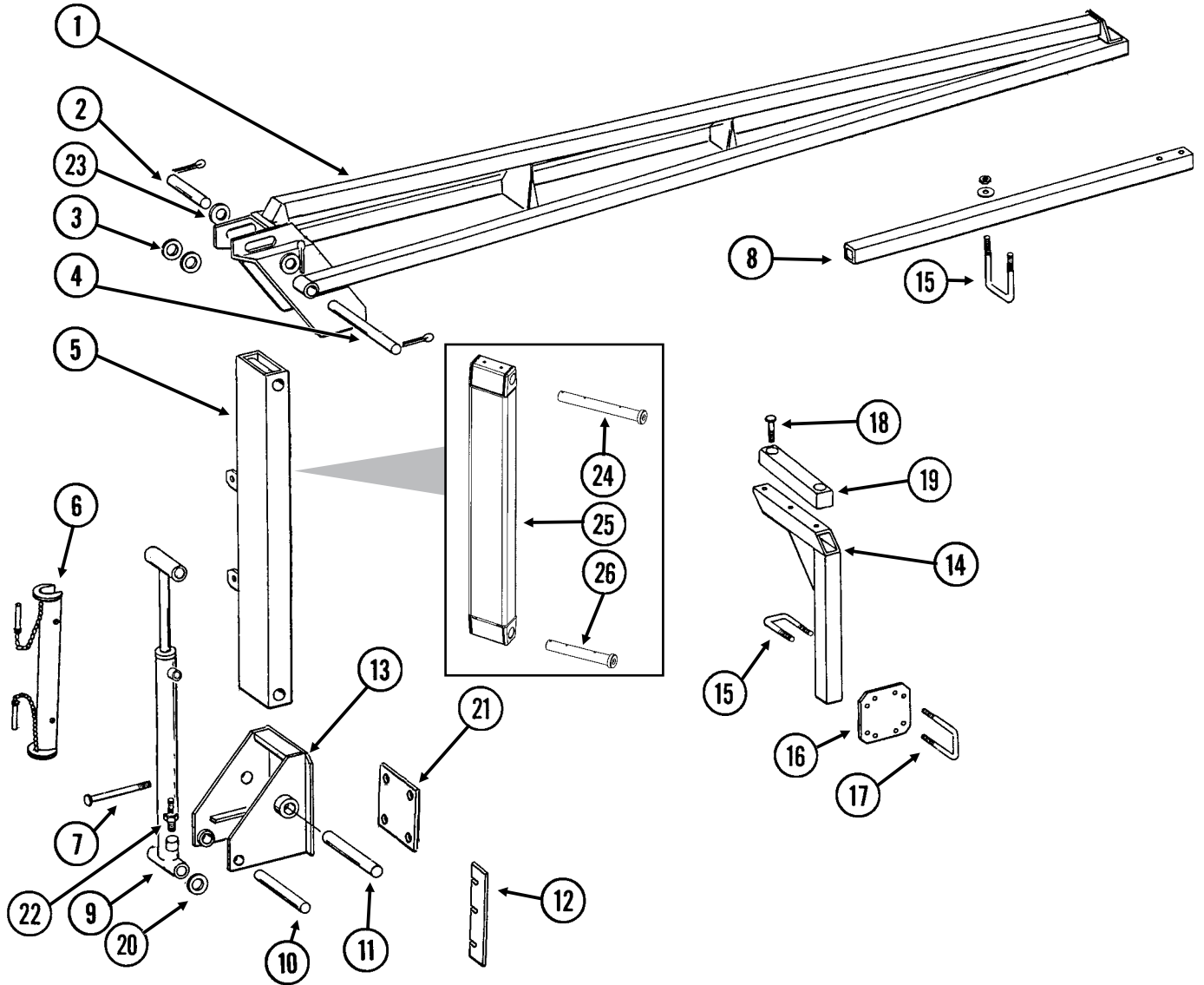
12 ROW 30"

ITEM	PART NO.	QTY.	DESCRIPTION
		(Per Assy.)	
1.	GA4353	1	Arm W/Grease Fittings, Second Stage, 110"
	G10641	-	Grease Fitting, 1/8" NPT
2.	G10226	-	Washer, 1 1/4" SAE
3.	GD3214	1	Pin, 1 1/4" x 12 1/4"
	G10460	2	Cotter Pin, 1/4" x 2"
4.	GA4611	1	Arm W/Grease Fittings, First Stage
	G10641	-	Grease Fitting, 1/8" NPT
5.	GD0752-41	4	Sleeve, 1"
6.	GA8170	1	Safety Lockup W/Detent Pins, 19 3/8"
	G10536	-	Detent Pin, 1/2" x 2 1/2" Grip
7.	G10046	4	Hex Head Cap Screw, 5/8"-11 x 5"
	GD7805	8	Special Washer, 5/8", Hardened
	G10230	4	Lock Washer, 5/8"
	G10104	4	Hex Nut, 5/8"-11
8.	GD0453-05	1	Extension Tube, 55"
9.		-	See "Row Marker (Cushion) Cylinder", Page P90
10.	GD2161	2	Pin, 1 1/4" x 8 1/4"
	G10460	4	Cotter Pin, 1/4" x 2"
11.	GD0652	1	Pin, 1 1/4" x 9 1/2"
	G10460	2	Cotter Pin, 1/4" x 2"
12.	GD10792	-	Shim, 2 1/2" x 7 1/4", 16 Gauge (As Required)
13.	GA5130	1	Mount
14.	GA7042	1	Stand, 20" (12 Row 30" Only)
15.	GD2721	3	U-Bolt, 2" x 2" x 1/2"-13
	G10228	6	Lock Washer, 1/2"
	G10102	6	Hex Nut, 1/2"-13
16.	GD9981	1	Bar
17.	GD1138	2	U-Bolt, 2 1/2" x 2 1/2" x 1/2"-13
	G10216	4	Washer, 1/2" USS
	G10228	4	Lock Washer, 1/2"
	G10102	4	Hex Nut, 1/2"-13
18.	G10017	2	Hex Head Cap Screw, 1/2"-13 x 1 1/2"
	G10206	2	Washer, 1/2" SAE
	G10111	2	Lock Nut, 1/2"-13
19.	GA9088	-	Molded Stop, 12 1/4" Long
20.	GD13360	2	Plate, 6" x 6"
21.		-	See "Hydraulic Hoses And Fittings On Planter Frame", Pages P102 And P103
22.	GA11766	-	Pin W/Grease Fitting, 1 1/4" x 11 13/16"
	G10640	-	Grease Fitting, 1/4"-28
23.	GA11590	-	Arm, First Stage
24.	GA11767	-	Pin W/Grease Fitting, 1 1/4" x 9 1/2"
	G10640	-	Grease Fitting, 1/4"-28

ROW MARKER ASSEMBLY

16 ROW 30"

MKR019/MKR023MKR027(MKR15)



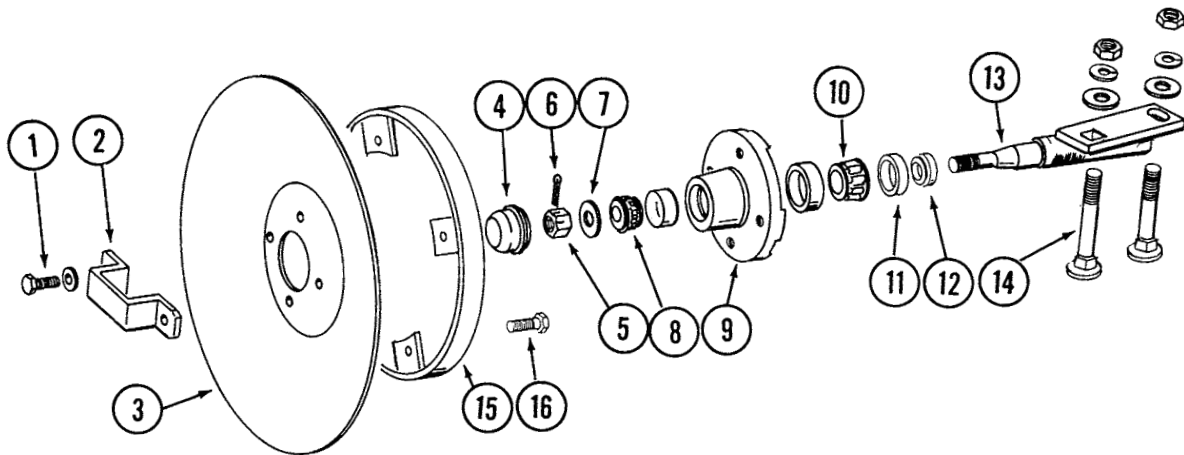
ROW MARKER ASSEMBLY

16 ROW 30"

ITEM	PART NO.	QTY.	DESCRIPTION
		(Per Assy.)	
1.	GA7118	-	Arm, Second Stage, 172 1/4"
2.	GD1701	1	Pin, 1 1/4" x 6 1/2"
	G10460	2	Cotter Pin, 1/4" x 2"
3.	G10322	-	Machine Bushing, 1 1/4", 18 Gauge
4.	GD0737	1	Pin, 1 1/4" x 13 1/4"
	G10460	2	Cotter Pin, 1/4" x 2"
5.	GA4878	1	Arm W/Grease Fittings, First Stage, R.H.
	GA4983	-	Arm W/Grease Fittings, First Stage, L.H.
	G10641	-	Grease Fitting, 1/8" NPT
6.	GA8170	1	Safety Lockup W/Detent Pins, 19 3/8"
	G10536	-	Detent Pin, 1/2" x 2 1/2" Grip
7.	G10046	-	Hex Head Cap Screw, 5/8"-11 x 5" (If Applicable)
	G10009	-	Hex Head Cap Screw, 5/8"-11 x 2 1/2" (If Applicable)
	GD7805	8	Special Washer, 5/8", Hardened
	G10230	6	Lock Washer, 5/8"
	G10104	6	Hex Nut, 5/8"-11
8.	GD0453-05	-	Extension Tube, 55"
9.		-	See "Row Marker (Cushion) Cylinder", Page P90
10.	GD0652	1	Pin, 1 1/4" x 9 1/2"
	G10460	2	Cotter Pin, 1/4" x 2"
11.	GD7209	1	Pin, 1 1/4" x 11 1/2"
	G10049	1	Hex Head Cap Screw, 3/8"-16 x 2 1/2"
	G10108	1	Lock Nut, 3/8"-16
12.	GD10793	-	Shim, 2 1/2" x 12 1/2", 16 Gauge (As Required) (Shown)
	GD11791	-	Shim, 2 1/2" x 8 1/4", 16 Gauge (As Required)
13.	GA4877	1	Mount
14.	GA7043	1	Stand, 30"
15.	GD2721	3	U-Bolt, 2" x 2" x 1/2"-13
	G10228	6	Lock Washer, 1/2"
	G10102	6	Hex Nut, 1/2"-13
16.	GD9981	1	Bar
17.	GD1138	2	U-Bolt, 2 1/2" x 2 1/2" x 1/2"-13
	G10216	4	Washer, 1/2" USS
	G10228	4	Lock Washer, 1/2"
	G10102	4	Hex Nut, 1/2"-13
18.	G10017	2	Hex Head Cap Screw, 1/2"-13 x 1 1/2"
	G10206	2	Washer, 1/2" SAE
	G10111	2	Lock Nut, 1/2"-13
19.	GA9088	-	Molded Stop, 12 1/4" Long
20.	G10979	4	Special Washer, 1 1/4" (As Required)
21.	GD13359	2	Plate, 7" x 7"
22.		-	See "Hydraulic Hoses And Fittings On Planter Frame", Pages P102 And P103
23.	G10226	2	Washer, 1 1/4" SAE
	G10322	2	Machine Bushing, 1 1/4", 18 Gauge
24.	GA11768	-	Pin W/Grease Fitting, 1 1/4" x 13"
	G10640	-	Grease Fitting, 1/4"-28
25.	GA11569	-	Arm, First Stage, L.H. (Shown)
	GA11568	-	Arm, First Stage, R.H.
26.	GA11769	-	Pin W/Grease Fitting, 1 1/4" x 11 1/2"
	G10640	-	Grease Fitting, 1/4"-28

ROW MARKER SPINDLE/HUB/BLADE

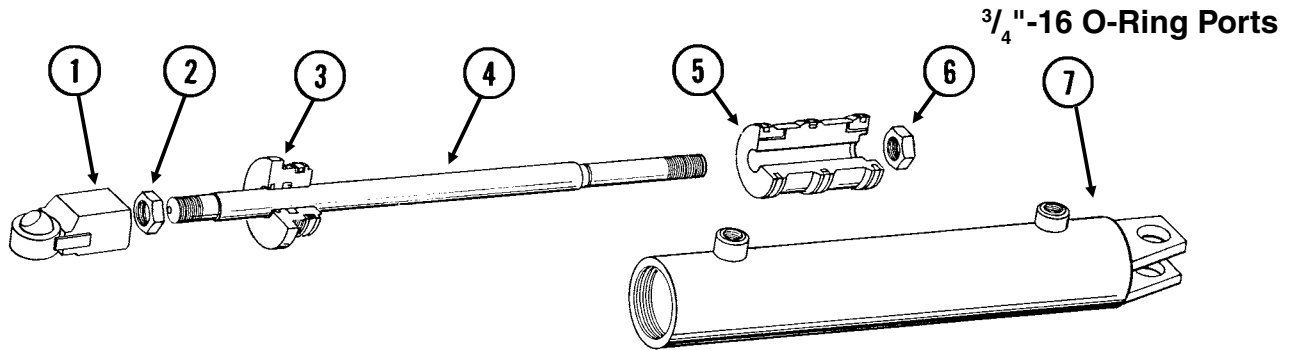
MKR020(MKR4)



ITEM	PART NO.	QTY.	DESCRIPTION
		(Per Assy.)	
1.	G10722	4	Hex Head Cap Screw, 1/2"-20 x 1"
	G10228	4	Lock Washer, 1/2"
2.	GD2597	1	Retainer
3.	GD0746	1	Disc Blade, Solid, 16" (Shown)
	GD10283	-	Disc Blade, Notched, 16" (Optional)
4.	GD0840	1	Dust Cap
5.	G10725	1	Slotted Hex Nut, 5/8"-18
6.	G10544	1	Cotter Pin, 5/32" x 1"
7.	G10724	1	Washer, 5/8" SAE
8.	GA0257	1	Bearing
9.	GA0167	1	Hub W/Cups, 4 Bolt
	GR0151	-	Outer Cup
	GR0150	-	Inner Cup
10.	GA0245	1	Bearing
11.	GA0243	1	Grease Seal
12.	GA0899	1	Rubber Seal
13.	GA1676	1	Spindle, R.H.
	GA1677	-	Spindle, L.H. (Shown)
14.	G10844	2	Carriage Bolt, 1/2"-13 x 3 1/2"
	G10168	2	Machine Bushing, 1/2", 7 Gauge
	G10228	2	Lock Washer, 1/2"
	G10102	2	Hex Nut, 1/2"-13
15.	GA5853	1	Depth Band
16.	G10019	4	Hex Head Cap Screw, 5/16"-18 x 1"
	G10109	4	Lock Nut, 5/16"-18, Grade 8
A.	GA1679	-	Hub And Spindle Assembly, L.H. (Items 1, 2 And 4-13)
	GA1678	-	Hub And Spindle Assembly, R.H. (Items 1, 2 And 4-13)

ROTATION CYLINDER, ALL SIZES

(CYL11g)

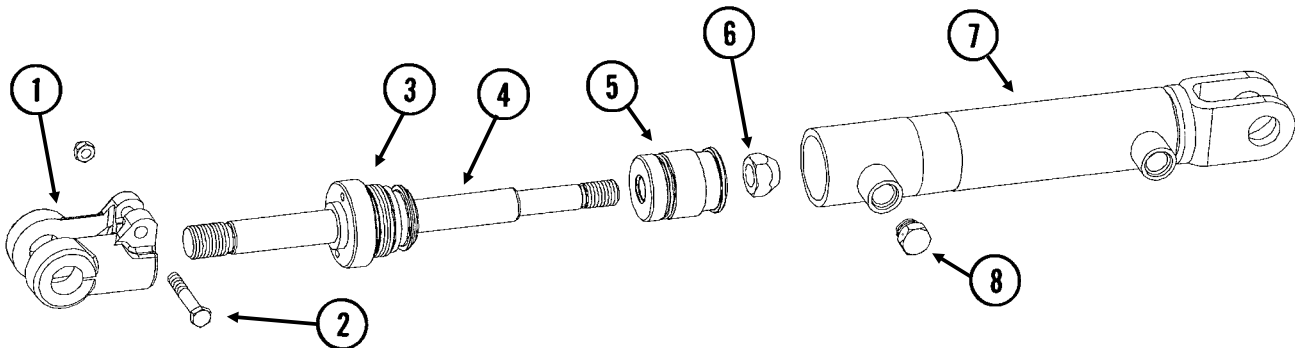


ITEM	PART NO.	QTY.	DESCRIPTION
1.	GA7221	1	Threaded Ball Joint End
2.	G10509	1	Hex Jam Nut, 1 1/4"-12, Grade 2
3.	GD11988	1	Gland
4.	GD14059	1	Rod
5.	GD11992	1	Piston
6.	G10972	1	Lock Nut, 1 1/4"-12
7.	A9018	1	Barrel (Non-Stock Item)
A.	GA9842	-	Cylinder Complete, 4" x 20" (<i>Part Number Stamped On Barrel</i>)
B.	GR1524	-	Seal Kit, Includes: (2) O-Rings, (1) U-Cup, (1) Wiper, (1) Seal, (2) Cast Iron Rings, (1) BU Ring, (1) Expander

STABILIZER CYLINDER, ALL SIZES

(CYL60)

3/4"-16 O-Ring Ports

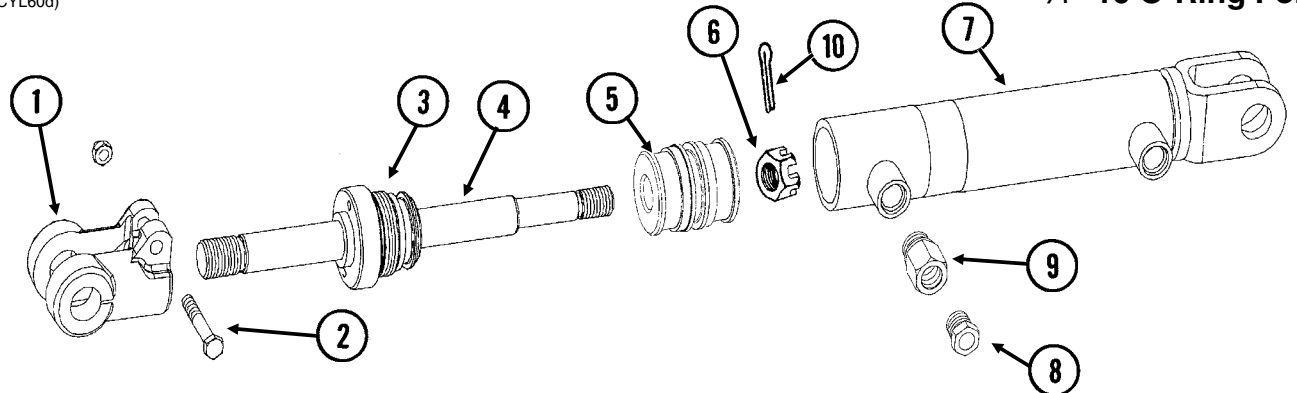


ITEM	PART NO.	QTY.	DESCRIPTION
1.	GD11950	1	Clevis
2.	G10939	1	Hex Head Cap Screw, 3/8"-16 x 2 1/4"
	G10108	1	Lock Nut, 3/8"-16
3.	GD12510	1	Gland
4.	GD16066	1	Rod
5.	GD16065	1	Piston
6.	G10967	1	Lock Nut, 3/4"-16
7.	A8775	1	Barrel (Non-Stock Item)
8.	GA5531	1	Breather Plug W/O-Ring, 3/4"-16 O-Ring
	GR1037	-	O-Ring
A.	GA10947	-	Cylinder Complete, 2" x 6 7/16" (Part Number Stamped On Barrel) (Items 1-7)
B.	GR1738	-	Seal Kit, Includes: (1) T-Seal, (2) O-Rings, (1) BU Ring, (1) U-Cup, (1) Wiper, (1) U-Cup Seal, (2) Wear Rings, (1) IS511 Instruction

STABILIZER CYLINDER, ALL SIZES

(CYL60d)

3/4"-16 O-Ring Ports

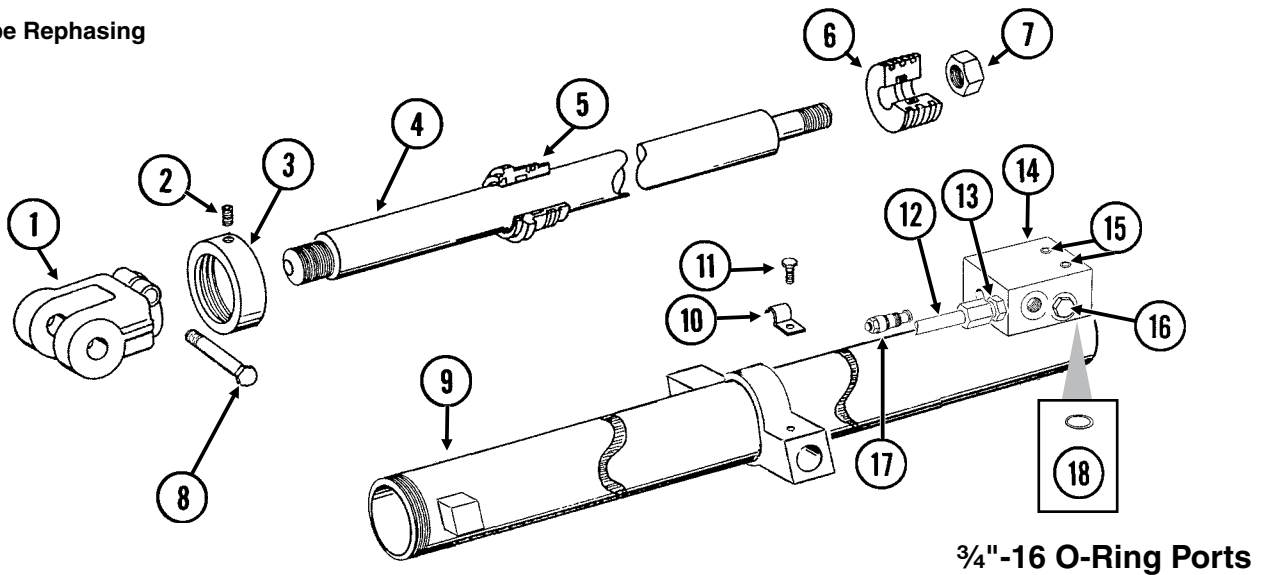


ITEM	PART NO.	QTY.	DESCRIPTION
1.	GD11950	1	Clevis
2.	G10939	1	Hex Head Cap Screw, 3/8"-16 x 2 1/4"
	G10108	1	Lock Nut, 3/8"-16
3.	GD17080	1	Gland
4.	GD17079	1	Rod
5.	GD17078	1	Piston
6.	G10723	1	Slotted Hex Nut, 3/4"-16, Grade 2
7.	A8775	1	Barrel (Non-Stock Item)
8.	GA11980	1	Breather Plug, 3/8" NPT
9.	G6405-08-06	1	Connector W/O-Ring, 3/8" Female NPT To 3/4" Male O-Ring
	GR1037	-	O-Ring
10.	G10827	1	Cotter Pin, 1/8" x 1 3/4"
A.	GA11957	-	Cylinder Complete, 2" x 6 7/16" (Part Number Stamped On Barrel) (Items 1-7)
B.	GR1775	-	Seal Kit, Includes: (1) T-Seal, (2) O-Rings, (1) BU Ring, (1) U-Cup, (1) Wiper, (1) U-Cup Seal, (1) Wear Ring, (1) IS511 Instruction

CENTER LIFT CYLINDER, 12 ROW 30"

(CYL54c/D12239)

Port Type Rephasing

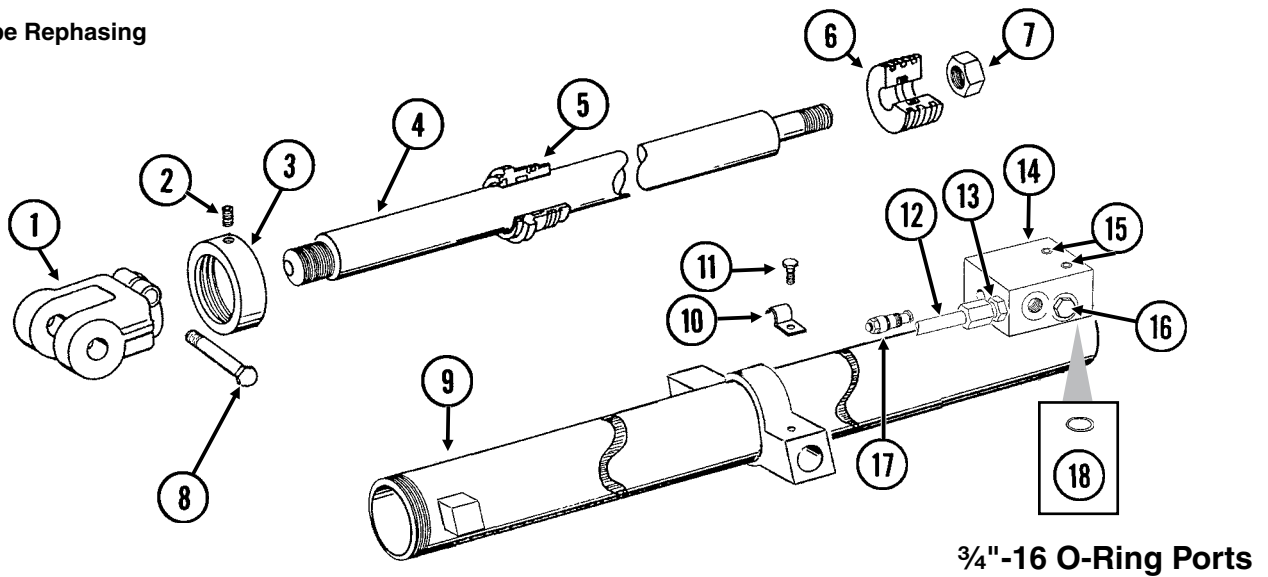


ITEM	PART NO.	QTY.	DESCRIPTION
1.	GD11951	1	Clevis
2.	G10907	1	Set Screw, 1/4"-20 x 1/4"
3.	GD11193	1	Cap
4.	GD14510	1	Rod
5.	GD10211	1	Gland
6.	GD11253	1	Piston
7.	G10958	1	Lock Nut, 1"-14
8.	G10939	1	Hex Head Cap Screw, 3/8"-16 x 2 1/4"
	G10108	1	Lock Nut, 3/8"-16
9.	GA10099	1	Barrel
10.	GD12657	1	Half Clip
11.	G10022	1	Hex Head Cap Screw, 1/4"-20 x 1/2"
	G10227	1	Lock Washer, 1/4"
12.	GA10094	1	Steel Hydraulic Line, 47 5/16"
13.	G6400-08	-	Connector W/O-Ring, 3/4"-16 Male JIC To O-Ring
	GR1037	0	O-Ring
14.	GD11579	1	Block
15.	G10932	2	Hex Socket Head Cap Screw, 5/16"-18 x 2", Grade 8
16.	G6408-08	-	Plug W/O-Ring, 3/4"-16 O-Ring
	GR1037	-	O-Ring
17.	GA8882	1	Counter Balance Valve
18.	GD12239	1	O-Ring, No. 016
A.	GA10100	-	Cylinder Complete, 3" x 52" (Part Number Stamped On Barrel)
B.	GR1550	-	Seal Kit (For Cylinder And Counter Balance Valve), Includes: (1) Wiper, (1) U-Cup, (7) O-Rings, (4) BU Rings, (1) Seal, (1) Expander, (2) Cast Iron Rings

CENTER LIFT CYLINDER, 16 ROW 30"

(CYL54c/D12239)

Port Type Rephasing

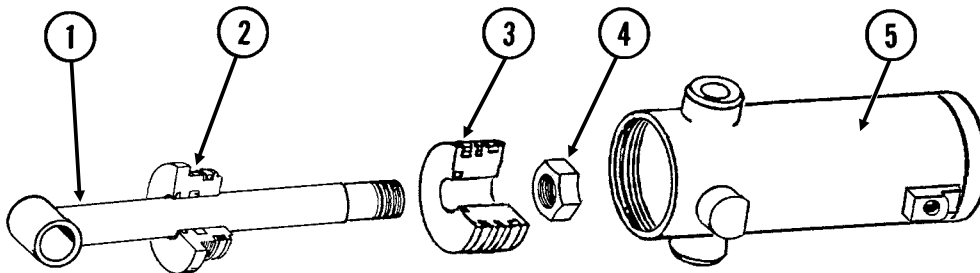


ITEM	PART NO.	QTY.	DESCRIPTION
1.	GD11951	1	Clevis
2.	G10907	1	Set Screw, 1/4"-20 x 1/4"
3.	GD13303	1	Cap
4.	GD14508	1	Rod
5.	GD13307	1	Gland
6.	GD13304	1	Piston
7.	G10958	1	Lock Nut, 1"-14
8.	G10939	1	Hex Head Cap Screw, 3/8"-16 x 2 1/4"
	G10108	1	Lock Nut, 3/8"-16
9.	GA10096	1	Barrel
10.	GD12657	1	Half Clip
11.	G10022	1	Hex Head Cap Screw, 1/4"-20 x 1/2"
	G10227	1	Lock Washer, 1/4"
12.	GA10094	1	Steel Hydraulic Line, 47 5/16"
13.	G6400-08	-	Connector W/O-Ring, 3/4"-16 Male JIC To O-Ring
	GR1037	0	O-Ring
14.	GD11579	1	Block
15.	G10932	2	Hex Socket Head Cap Screw, 5/16"-18 x 2", Grade 8
16.	G6408-08	-	Plug W/O-Ring, 3/4"-16 O-Ring
	GR1037	-	O-Ring
17.	GA8882	1	Counter Balance Valve
18.	GD12239	1	O-Ring, No. 016
A.	GA10097	-	Cylinder Complete, 3 1/4" x 52" (Part Number Stamped On Barrel)
B.	GR1572	-	Seal Kit (For Cylinder And Counter Balance Valve), Includes: (1) Wiper, (1) U-Cup, (7) O-Rings, (4) BU Rings, (1) Seal, (1) Expander, (2) Cast Iron Rings

WING LIFT CYLINDER, 12 ROW 30"

CYL031/CYL011(CYL43d)

Port Type Rephasing



Port Type Rephasing

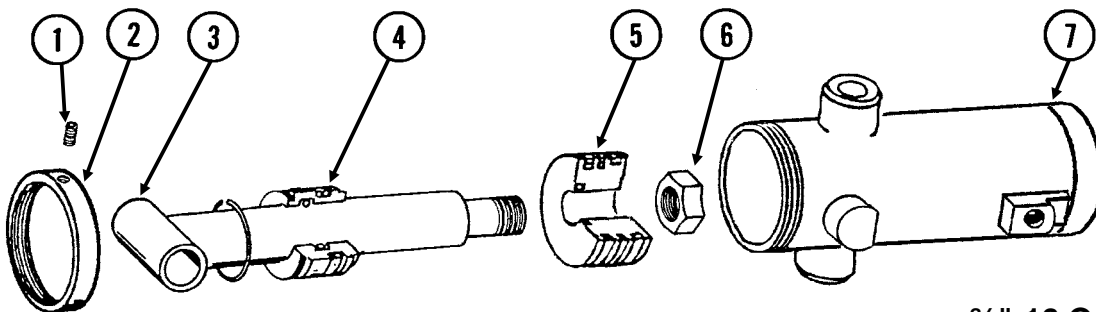
3/4"-16 O-Ring Ports

ITEM	PART NO.	QTY	DESCRIPTION
1.	GA8320	1	Rod Assembly W/Grease Fitting
	G10640	-	Grease Fitting, 1/4"-28
2.	GD11995	1	Gland
3.	GD11994	1	Piston
4.	G10958	1	Lock Nut, 1"-14
5.	A8797	1	Barrel (Non-Stock Item)
A.	GA8909	-	Cylinder Complete, 4 1/4" x 6" <i>(Part Number Stamped On Barrel)</i>
B.	GR1523	-	Seal Kit, Includes: (1) Wiper, (2) O-Rings, (1) BU Ring, (1) U-Cup, (2) Seals, (1) Piston Ring

WING LIFT CYLINDER, 16 ROW 30"

CYL031/CYL011(CYL41c)

Port Type Rephasing



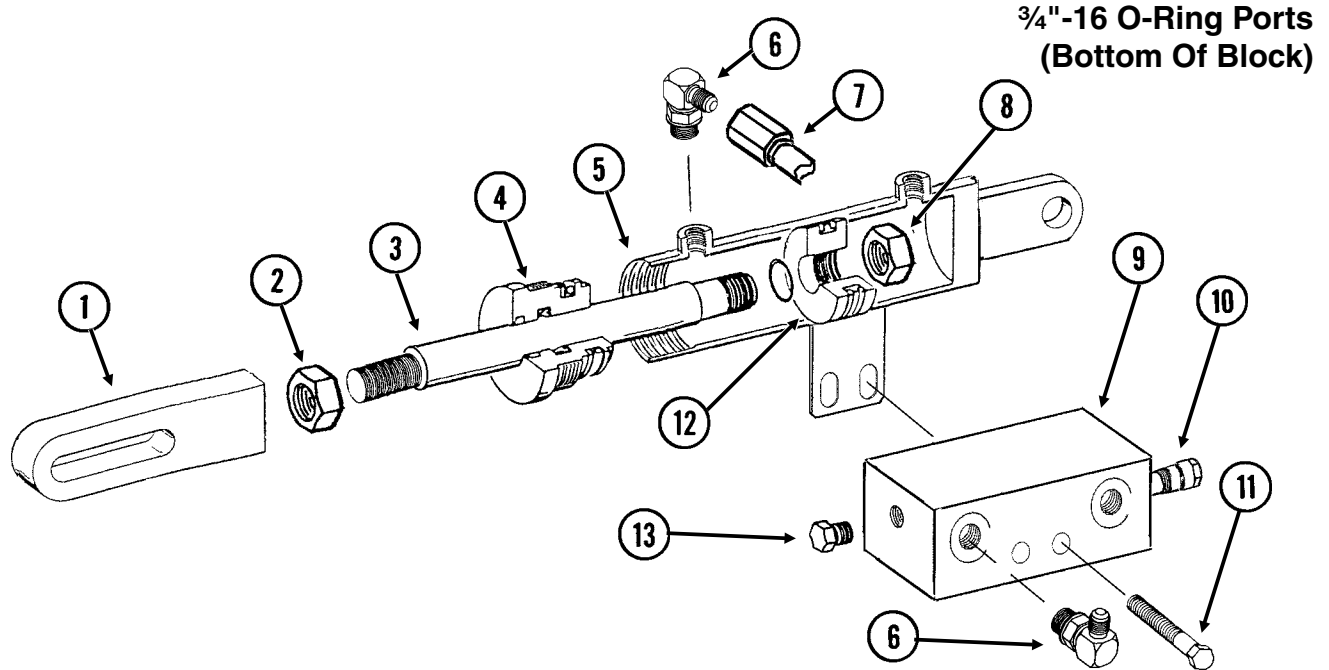
Port Type Rephasing

3/4"-16 O-Ring Ports

ITE	PART NO.	QTY	DESCRIPTION
1.	G10907	1	Set Screw, 1/4"-20 x 1/4"
2.	GD13303	1	Cap
3.	GA8157	1	Rod Assembly W/Grease Fitting
	G10449	-	Grease Fitting, 3/16", Drive-In
4.	GD13302	1	Gland
5.	GD13304	1	Piston
6.	G10958	1	Lock Nut, 1"-14
7.	A9467	1	Barrel (Non-Stock Item)
A.	GA9468	-	Cylinder Complete, 3 1/4" x 6" <i>(Part Number Stamped On Barrel)</i>
B.	GR1573	-	Seal Kit, Includes: (1) Expander, (2) O-Rings, (1) BU Ring, (1) Wiper, (1) U-Cup, (1) Piston Seal, (2) Cast Iron Rings

WING LOCK CYLINDERS, R.H. FRONT AND L.H. REAR

(CYL2d)

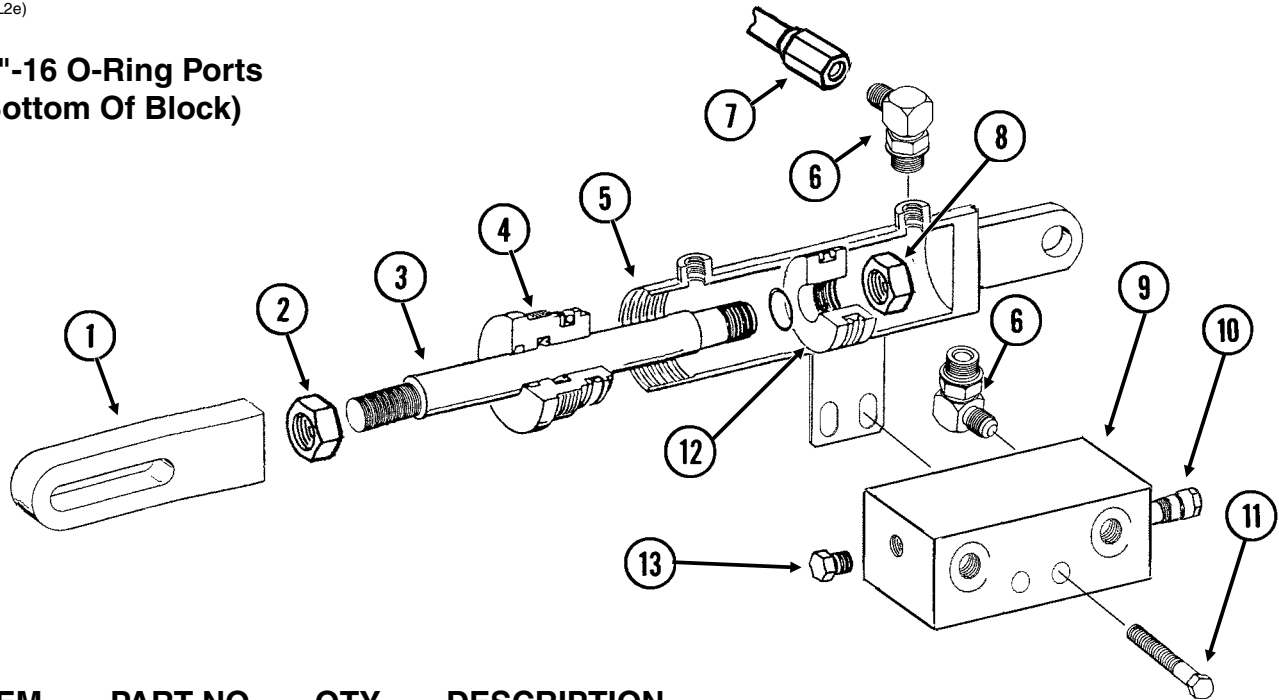


ITEM	PART NO.	QTY.	DESCRIPTION
1.	GA9013	1	Clevis
2.	G10509	1	Hex Jam Nut, 1 1/4"-12, Grade 2
3.	GD12658	1	Rod
4.	GD12659	1	Gland
5.	A9015	1	Barrel (Non-Stock Item)
6.	G6801-06-08	4	Elbow W/O-Ring, 90°, 3/16"-18 Male JIC To 3/4"-16 O-Ring
	GR1037	-	O-Ring
7.	GA9012	2	Steel Hydraulic Line, 7 9/16"
8.	G10972	1	Lock Nut, 1 1/4"-12
9.	GD12665	1	Block
10.	GA8882	1	Counter Balance Valve
11.	G10753	2	Hex Head Cap Screw, 3/8"-16 x 4 1/2"
	G10203	4	Washer, 3/8" SAE
	G10229	2	Lock Washer, 3/8"
	G10101	2	Hex Nut, 3/8"-16
12.	GD12660	1	Piston
13.	G6408-08	3	Plug W/O-Ring, 3/4"-16 O-Ring
	GR1037	-	O-Ring
A.	GA9016	-	Cylinder Complete, 4" x 3 1/2" <i>(Part Number Stamped On Barrel)</i>
B.	GR1551	-	Seal Kit (For Cylinder And Counter Balance Valve), Includes: (1) Wiper, (5) O-Rings, (4) BU Rings, (1) U-Cup, (1) T-Seal

WING LOCK CYLINDERS, L.H. FRONT AND R.H. REAR

(CYL2e)

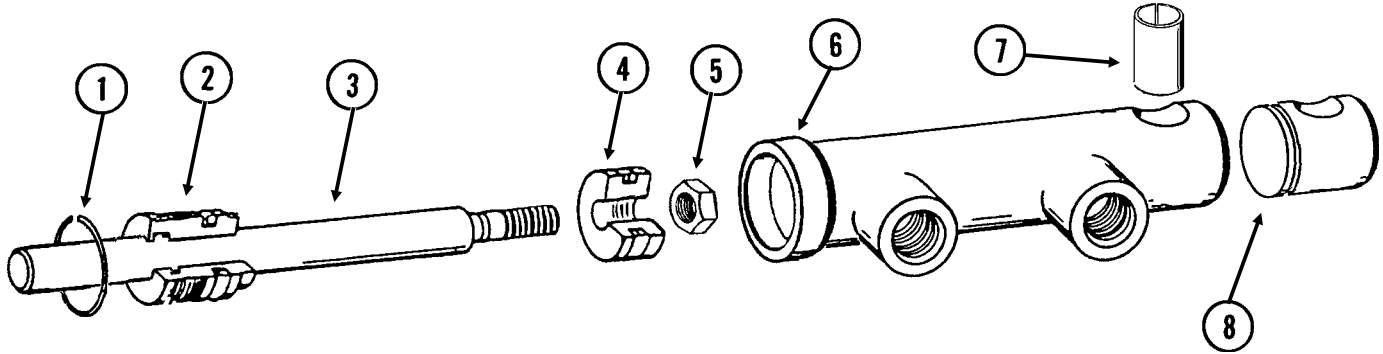
3/4"-16 O-Ring Ports (Bottom Of Block)



ITEM	PART NO.	QTY.	DESCRIPTION
1.	GA9013	1	Clevis
2.	G10509	1	Hex Jam Nut, 1 1/4"-12, Grade 2
3.	GD12658	1	Rod
4.	GD12659	1	Gland
5.	A9015	1	Barrel (Non-Stock Item)
6.	G6801-06-08	4	Elbow W/O-Ring, 90°, 9/16"-18 Male JIC To 3/4"-16 O-Ring
	GR1037	-	O-Ring
7.	GA9012	2	Steel Hydraulic Line, 7 9/16"
8.	G10972	1	Lock Nut, 1 1/4"-12
9.	GD12665	1	Block
10.	GA8882	1	Counter Balance Valve
11.	G10753	2	Hex Head Cap Screw, 3/8"-16 x 4 1/2"
	G10203	4	Washer, 3/8" SAE
	G10229	2	Lock Washer, 3/8"
	G10101	2	Hex Nut, 3/8"-16
12.	GD12660	1	Piston
13.	G6408-08	3	Plug W/O-Ring, 3/4"-16 O-Ring
	GR1037	-	O-Ring
A.	GA9134	-	Cylinder Complete, 4" x 3 1/2" (<i>Part Number Stamped On Barrel</i>)
B.	GR1551	-	Seal Kit (For Cylinder And Counter Balance Valve), Includes: (1) Wiper, (5) O-Rings, (4) BU Rings, (1) U-Cup, (1) T-Seal

TRANSPORT LATCH CYLINDER, ALL SIZES

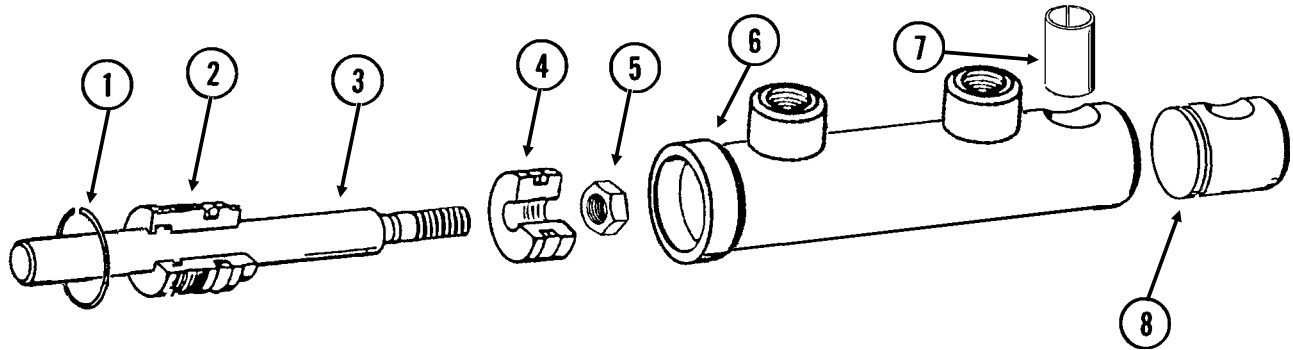
CYL035/CYL050(CYL9c)



ITEM	PART NO.	QTY.	DESCRIPTION
1.	G10770	1	Internal Retaining Ring, 1 1/16"
2.	GD13170	1	Gland
3.	GD13425	1	Rod
4.	GD13172	1	Piston
5.	G11016	1	Lock Nut, 1/2"-20
6.	GD13426	1	Barrel (Non-Stock Item)
7.	GD13400	1	Tension Bushing, 1" x 2" Long
8.	GD13173	1	End Cap
A.	GA9559	-	Cylinder Complete, 1 1/2" x 2 1/2" (<i>Part Number Stamped On Barrel</i>)
B.	GR1598	-	Seal Kit, Includes: (3) O-Rings, (2) BU Rings, (1) Wiper, (1) T-Seal, (1) Bronze Bushing, (1) U-Cup

TONGUE LOCK CYLINDER, ALL SIZES

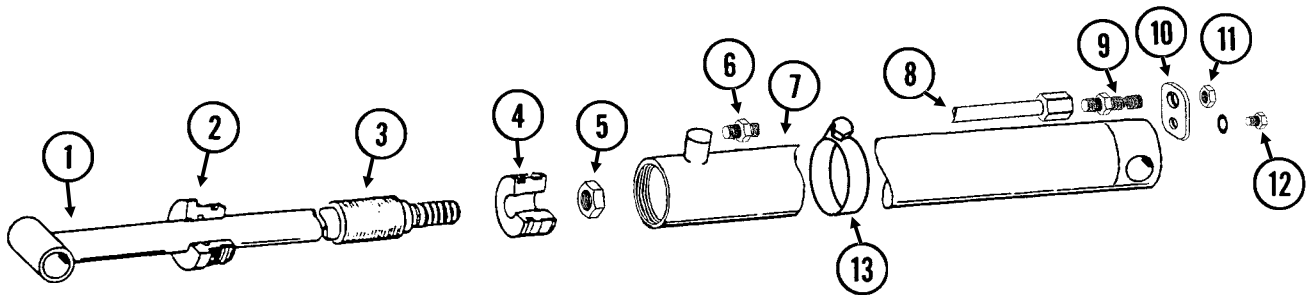
CYL035(CYL9d)



ITEM	PART NO.	QTY.	DESCRIPTION
1.	G10770	1	Internal Retaining Ring, 1 1/16"
2.	GD13170	1	Gland
3.	GD13171	1	Rod
4.	GD13172	1	Piston
5.	G11016	1	Lock Nut, 1/2"-20
6.	GD13169	1	Barrel (Non-Stock Item)
7.	GD13400	1	Tension Bushing, 1" x 2" Long
8.	GD13173	1	End Cap
A.	GA9205	-	Cylinder Complete, 1 1/2" x 2 1/2" (<i>Part Number Stamped On Barrel</i>)
B.	GR1598	-	Seal Kit, Includes: (3) O-Rings, (2) BU Rings, (1) Wiper, (1) T-Seal, (1) Bronze Bushing, (1) U-Cup

TONGUE CYLINDER, 12 ROW 30"

(CYL12f)

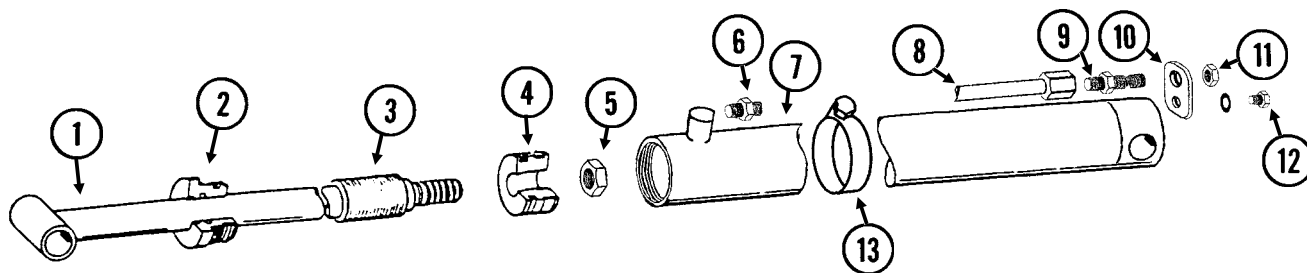


**3/4"-16 O-Ring Port
And 3/4"-16 JIC Port**

ITEM	PART NO.	QTY.	DESCRIPTION
1.	GA8893	1	Rod Assembly
2.	GD11984	1	Gland
3.	GD7147	1	Spacer
4.	GD11970	1	Piston
5.	G10972	1	Lock Nut, 1 1/4"-12
6.	G6400-08-04	1	Connector W/O-Ring, 3/4"-16 Male JIC To 7/16"-20 O-Ring
	GR1465	-	O-Ring
7.	GA8858	1	Barrel
8.	GA8978	1	Steel Hydraulic Line, 68 11/16"
9.	G2700-08	1	Bulkhead Tube Union, 3/4"-16 Male JIC
10.	GD12597	1	Bracket
11.	G306-08	1	Lock Nut, 3/4"-16
12.	G10328	1	Hex Head Cap Screw, 3/8"-16 x 5/8"
	G10229	1	Lock Washer, 3/8"
13.	G10990	1	Hose Clamp, No. 52
A.	GA8857	-	Cylinder Complete, 3" x 60" (<i>Part Number Stamped On Barrel</i>)
B.	GR1519	-	Seal Kit, Includes: (2) O-Rings, (1) BU Ring, (1) Wear Ring, (1) Wiper, (1) U-Cup, (1) T-Seal W/BU Rings

TONGUE CYLINDER, 16 ROW 30"

CYL036(CYL12f)



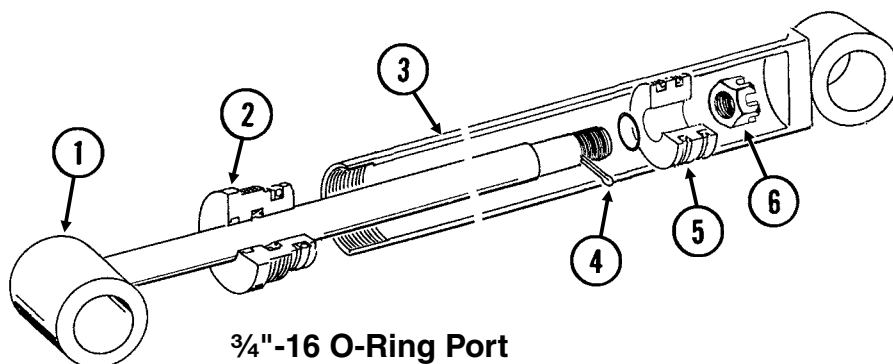
**3/4"-16 O-Ring Port
And 3/4"-16 JIC Port**

ITEM	PART NO.	QTY.	DESCRIPTION
1.	GA8859	1	Rod Assembly
2.	GD11984	1	Gland
3.	GD7147	1	Spacer
4.	GD11970	1	Piston
5.	G10972	1	Lock Nut, 1 1/4"-12
6.	G6400-08-04	1	Connector W/O-Ring, 3/4"-16 Male JIC To 7/16"-20 O-Ring
	GR1465	-	O-Ring
7.	GA8861	1	Barrel
8.	GA8979	1	Steel Hydraulic Line, 92 11/16"
9.	G2700-08	1	Bulkhead Tube Union, 3/4"-16 Male JIC
10.	GD12597	1	Bracket
11.	G306-08	1	Lock Nut, 3/4"-16
12.	G10328	1	Hex Head Cap Screw, 3/8"-16 x 5/8"
	G10229	1	Lock Washer, 3/8"
13.	G10990	1	Hose Clamp, No. 52
A.	GA8862	-	Cylinder Complete, 3" x 84" (Part Number Stamped On Barrel)
B.	GR1519	-	Seal Kit, Includes: (2) O-Rings, (1) BU Ring, (1) Wear Ring, (1) Wiper, (1) U-Cup, (1) T-Seal W/BU Rings

ROW MARKER (Cushion) CYLINDER

(CYL3d)

7/16"-20 O-Ring Port



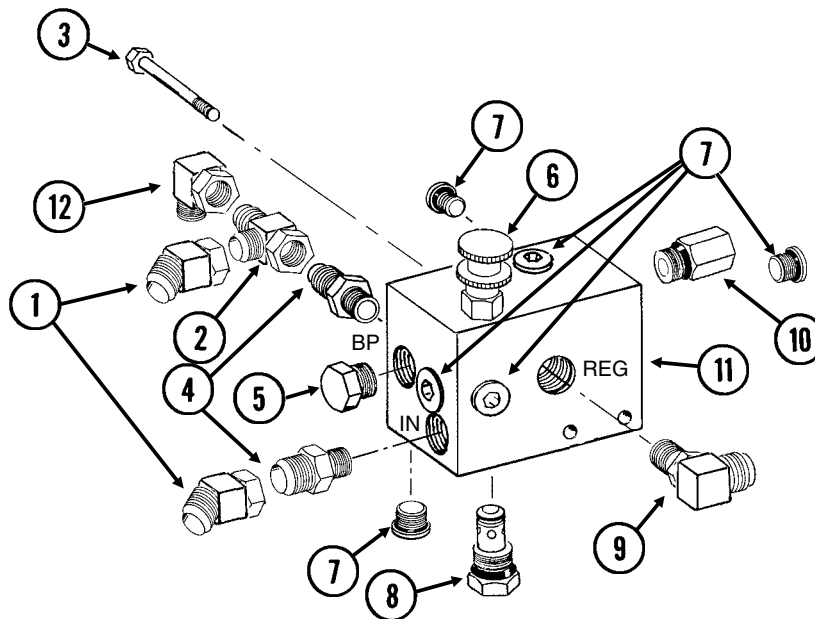
3/4"-16 O-Ring Port

ITEM	PART NO.	QTY.	DESCRIPTION
1.	GA8871	1	Rod Assembly
2.	GD10207	1	Gland
3.	A7524	1	Barrel (Non-Stock Item)
4.	G10827	1	Cotter Pin, 1/8" x 1 3/4"
5.	GD11983	1	Piston
6.	G10962	1	Slotted Hex Nut, 7/8"-14
A.	GA8895	-	Cylinder Complete, 2 1/2" x 20 1/16" (Part Number Stamped On Barrel)
B.	GR1521	-	Seal Kit, Includes: (1) T-Seal, (2) O-Rings, (1) BU Ring, (1) Cast Iron Ring, (1) Wiper, (1) Lip Seal

VALVE BLOCK - LOCATED ON FRONT CENTER FRAME

VVB036(TWL24)

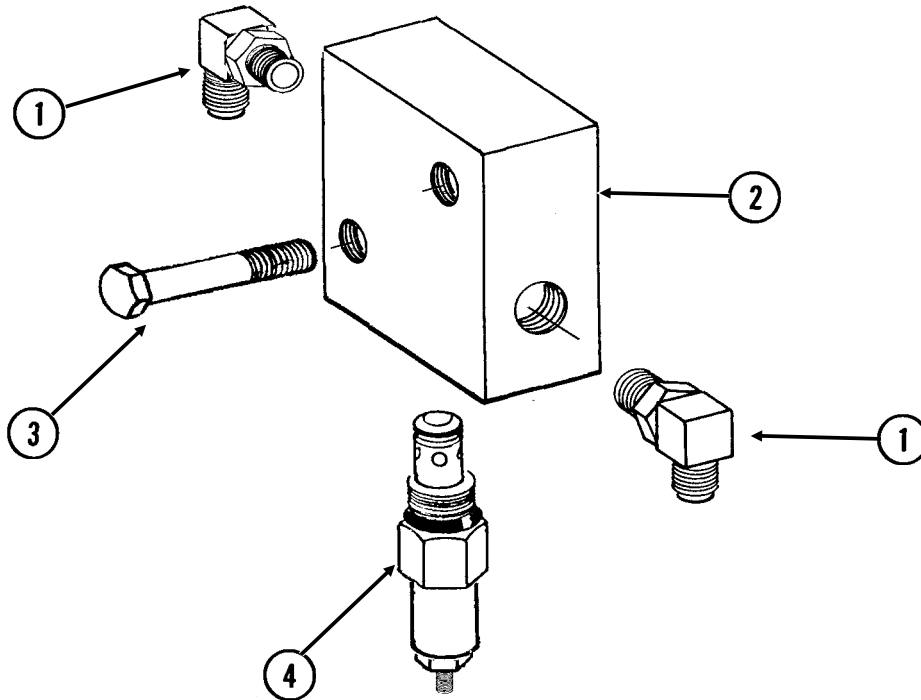
SDS ONLY



ITEM	PART NO.	QTY.	DESCRIPTION
1.	G6502-10	2	Swivel Elbow, 45°, 7/8"-14 Male JIC To Female
2.	G6602-10	1	Swivel Tee, 7/8"-14 JIC
3.	G10061	2	Hex Head Cap Screw, 3/8"-16 x 3 1/2"
	G10108	2	Lock Nut, 3/8"-16
4.	G6400-10-08	2	Connector W/O-Ring, 7/8"-14 Male JIC To 3/4"-16 O-Ring
	GR1037	-	O-Ring
5.	GR1603	1	Plug W/Stop Pin
6.		-	See "Flow Control Valve", Page P97
7.	GR1607	6	Socket Plug
8.		-	See "Check Valve", Page P97
9.	G6801-10-08	1	Elbow W/O-Ring, 90°, 7/8"-14 Male JIC To 3/4"-16 O-Ring
	GR1037	-	O-Ring
10.		-	See "Pressure Relief Valve", Page P97
11.		-	Block (Non-Stock Item)
12.	G6500-10	1	Swivel Elbow, 90°, 7/8"-14 Male JIC To Female
A.	GR1609	-	Seal Kit, Includes: (12) O-Rings, (2) BU Rings
B.	GA9128	-	Valve Block Assembly (Items 5, 6, 7, 8, 10, And 11)

VALVE BLOCK - LOCATED ON FRONT CENTER FRAME

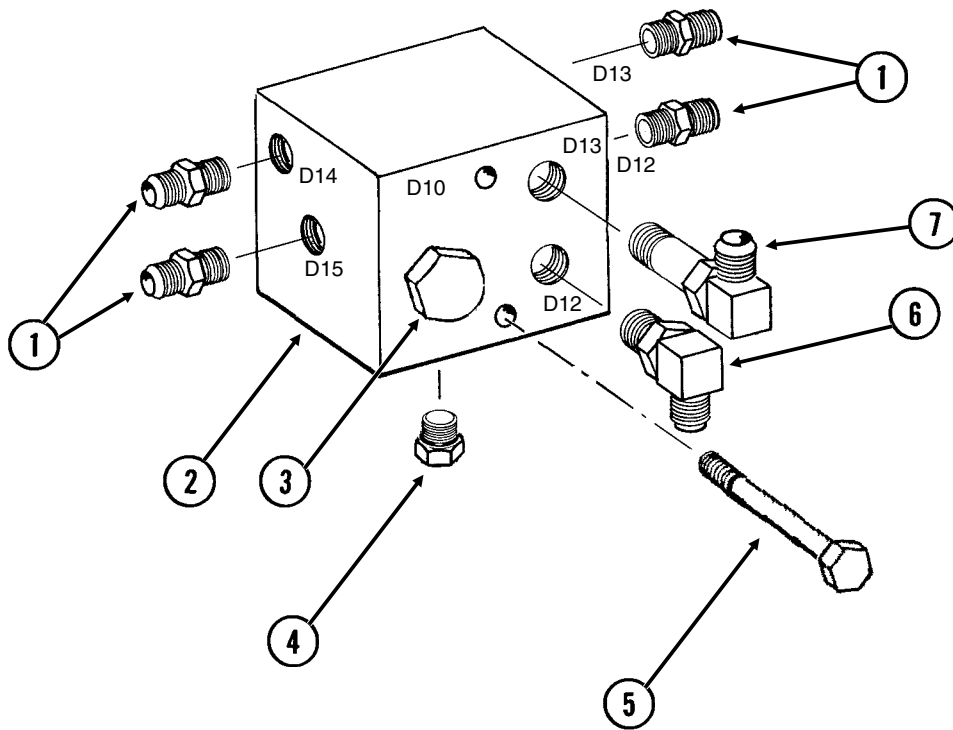
VVB036(TWL241)



ITEM	PART NO.	QTY.	DESCRIPTION
1.	G6801-08 GR1037	2 -	Elbow W/O-Ring, 90°, 3/4"-16 Male JIC To O-Ring O-Ring
2.	GD14528	-	Valve Block
3.	G10069 G10232 G10106	2 2 2	Hex Head Cap Screw, 5/16"-18 x 2 1/4" Lock Washer, 5/16" Hex Nut, 5/16"-18
4.		-	See "Pressure Relief Valve", Page P98

VALVE BLOCK - LOCATED ON R.H. SIDE OF CENTER PIVOT

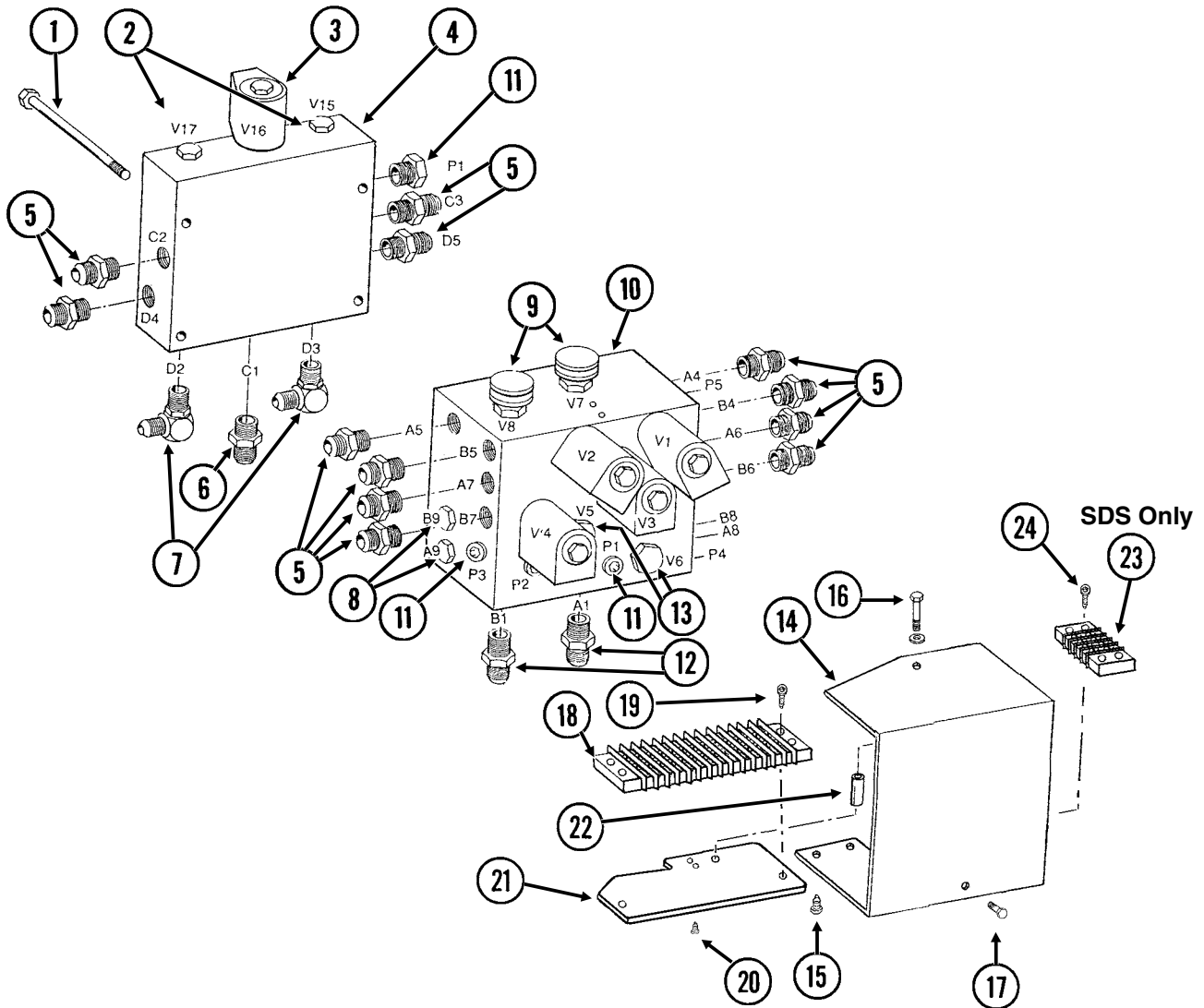
VVB036(TWL208a)



ITEM	PART NO.	QTY.	DESCRIPTION
1.	G6400-08 GR1037	4 -	Connector W/O-Ring, 3/4"-16 Male JIC To O-Ring O-Ring
2.	GD12758	1	Block
3.		-	See "Pilot Operated Check Valve", Page P99
4.	G6408-08 GR1037	1 -	Plug W/O-Ring, 3/4"-16 O-Ring O-Ring
5.	G10753 G10108	2 2	Hex Head Cap Screw, 3/8"-16 x 4 1/2" Lock Nut, 3/8"-16
6.	G6801-08 GR1037	1 -	Elbow W/O-Ring, 90°, 3/4"-16 Male JIC To O-Ring O-Ring
7.	G6801-LL-08 GR1037	1 -	X-Long Elbow W/O-Ring, 90°, 3/4"-16 Male JIC To O-Ring O-Ring

VALVE BLOCKS - LOCATED ON REAR CENTER FRAME

VVB034(TWL25d)

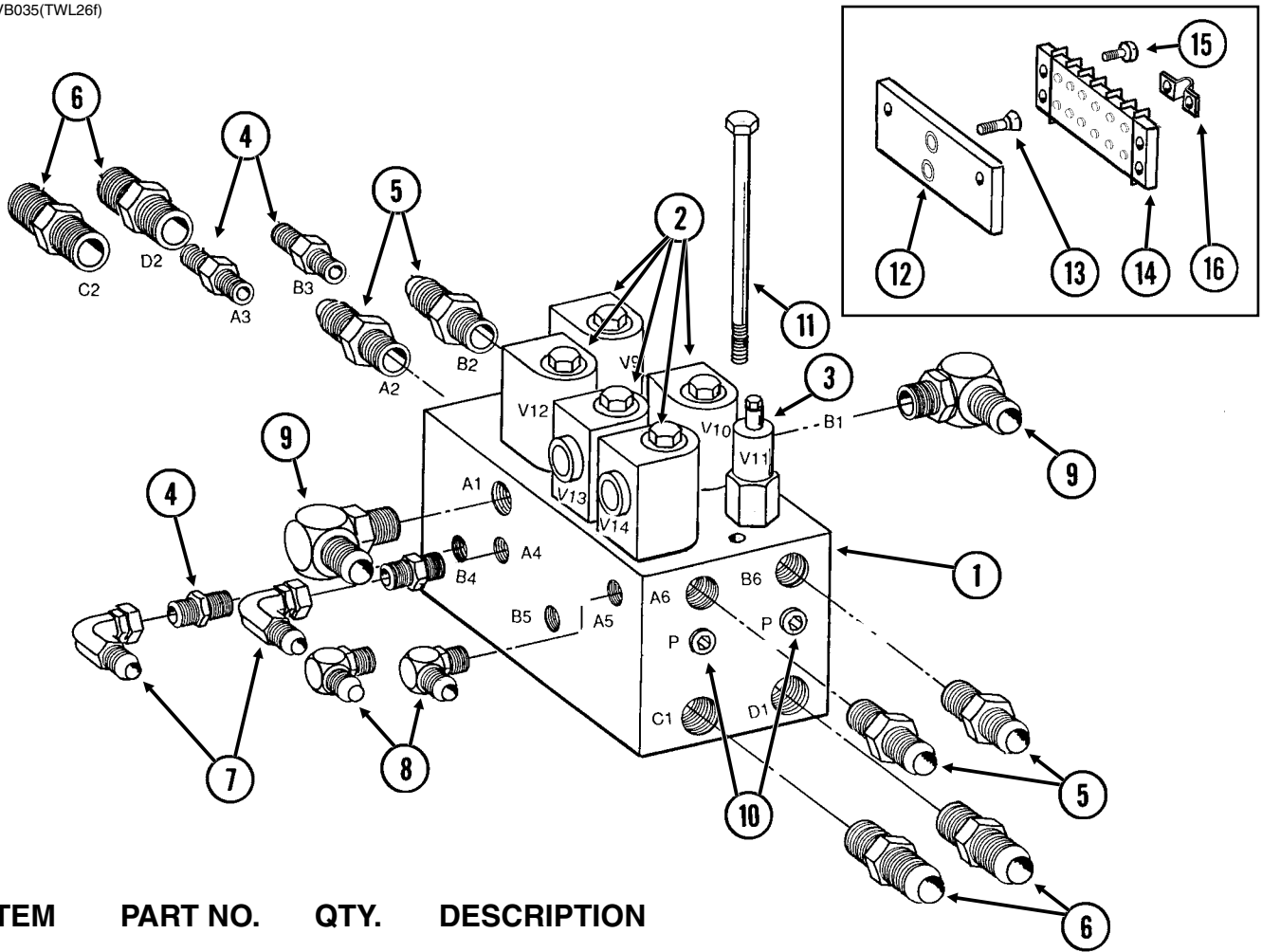


VALVE BLOCKS - LOCATED ON REAR CENTER FRAME

ITEM	PART NO.	QTY.	DESCRIPTION
1.	G10583	4	Hex Head Cap Screw, 5/16"-18 x 2 3/4"
	G10232	4	Lock Washer, 5/16"
2.		2	See "Check Valve", Page P99
3.		5	See "Solenoid Valve", Page P98
4.	GD9977	1	Block
5.	G6400-08	12	Connector W/O-Ring, 3/4"-16 Male JIC To O-Ring
	GR1037	-	O-Ring
6.	G6400-10	1	Connector W/O-Ring, 7/8"-14 Male JIC To O-Ring
	GR1466	-	O-Ring
7.	G6801-08-10	2	Elbow W/O-Ring, 90°, 3/4"-16 Male JIC To 7/8"-14 O-Ring
	GR1466	-	O-Ring
8.	G6408-08	4	Plug W/O-Ring, 3/4"-16 O-Ring
	GR1037	-	O-Ring
9.		2	See "Flow Control Valve", Page P98
10.	GD9533	1	Block
11.	G6408-H06-O	6	Hex Socket Head Plug W/O-Ring, 9/16"-18 O-Ring
	GR1045	-	O-Ring
12.	G6400-08-10	2	Connector W/O-Ring, 3/4"-16 Male JIC To 7/8"-14 O-Ring
	GR1466	-	O-Ring
13.	G6408-10	2	Plug W/O-Ring, 7/8"-14 O-Ring
	GR1466	-	O-Ring
14.	GD13146	1	Cover
15.	G10977	2	Phillips Pan Head Machine Screw, No. 10-24 x 1/2", Stainless Steel
16.	G10133	1	Hex Head Cap Screw, 5/16"-18 x 1 1/2"
	G10232	1	Lock Washer, 5/16"
17.	G10054	1	Hex Head Cap Screw, 5/16"-18 x 1/2"
	G10232	1	Lock Washer, 5/16"
	G10106	1	Hex Nut, 5/16"-18
18.	GA9097	1	Terminal Strip W/Screws, No. 6, 14 Terminal
	GR1635	-	Screw, No. 6-32 x 1/4"
19.	G11067	2	Phillips Pan Head Machine Screw, No. 8-32 x 3/4", Stainless Steel
20.	G11066	2	Phillips Pan Head Machine Screw, No. 10-24 x 3/4", Stainless Steel
21.	GA9095	1	Terminal Strip Mount
22.	GD8066-02	1	Sleeve, 1" Long
23.	GA9510	1	Terminal Strip W/Screws, No. 6, 4 Terminal
	GR1635	-	Screw, No. 6-32 x 1/4"
24.	G11067	2	Phillips Pan Head Machine Screw, No. 8-32 x 3/4", Stainless Steel
	G10928	2	Hex Nut, No. 8-32, Stainless Steel

VALVE BLOCK - LOCATED ON HITCH

VVB035(TWL26f)



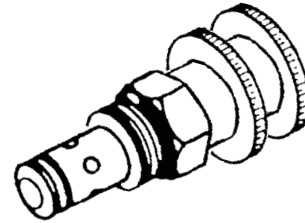
ITEM	PART NO.	QTY.	DESCRIPTION
1.	GD9905	1	Block
2.		-	See "Solenoid Valve", Page P98
3.		-	See "Pressure Relief Valve", Page P98
4.	G6400-06	4	Connector W/O-Ring, 1/16"-18 Male JIC To O-Ring
	GR1045	-	O-Ring
5.	G6400-08	4	Connector W/O-Ring, 3/4"-16 Male JIC To O-Ring
	GR1037	-	O-Ring
6.	G6400-10	4	Connector W/O-Ring, 7/8"-14 Male JIC To O-Ring
	GR1466	-	O-Ring
7.	G6500-06	2	Swivel Elbow, 90°, 1/16"-18 Male JIC To Female
8.	G6801-06	2	Elbow W/O-Ring, 90°, 1/16"-18 Male JIC To O-Ring
	GR1045	-	O-Ring
9.	G6801-08	2	Elbow W/O-Ring, 90°, 3/4"-16 Male JIC To O-Ring
	GR1037	-	O-Ring
10.	G6408-H06-O	2	Hex Socket Head Plug W/O-Ring, 1/16"-18 O-Ring
	GR1045	-	O-Ring
11.		-	See "Hose Take-Up", Pages P54 And P55
12.	GD12818	-	Terminal Strip Mount
13.	G11068	2	Phillips Flat Head Machine Screw, No. 10-24 x 5/8", Stainless Steel
14.	GA9098	-	Terminal Strip W/Screws, No. 6, 8 Terminal
	GR1635	-	Screw, No. 6-32 x 1/4"
15.	G11065	2	Phillips Pan Head Machine Screw, No. 8-32 x 5/8", Stainless Steel
16.		-	See "Electrical Components", Pages P104-P107

FLOW CONTROL VALVE (Located In Valve Block On Front Center Frame)

(TWL28a)

SDS ONLY

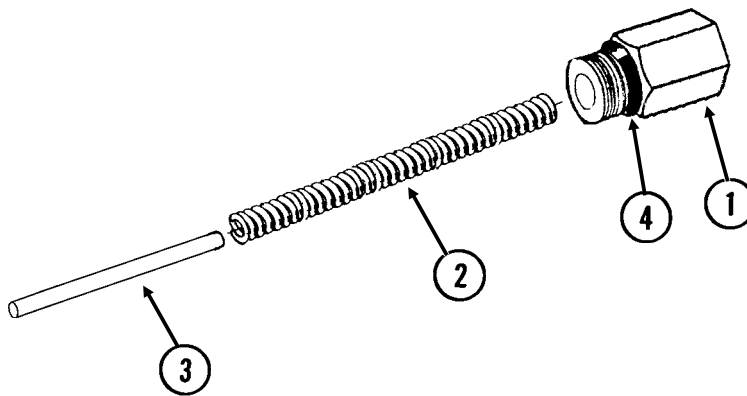
ITEM	PART NO.	QTY.	DESCRIPTION
A.	GR1601	-	Flow Control Valve
B.	GR1610	-	Seal Kit, Includes: (2) O-Rings, (1) BU Ring



PRESSURE RELIEF VALVE (Located In Valve Block On Front Center Frame)

(TWL24c)

SDS ONLY



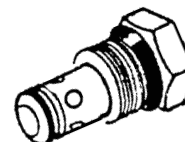
ITEM	PART NO.	QTY.	DESCRIPTION
1.	GR1604	1	Cap
2.	GR1605	1	Compression Spring
3.	GR1606	1	Spring Guide
4.	GR1608	2	O-Ring

CHECK VALVE (Located In Valve Block On Front Center Frame)

(TWL24b)

SDS ONLY

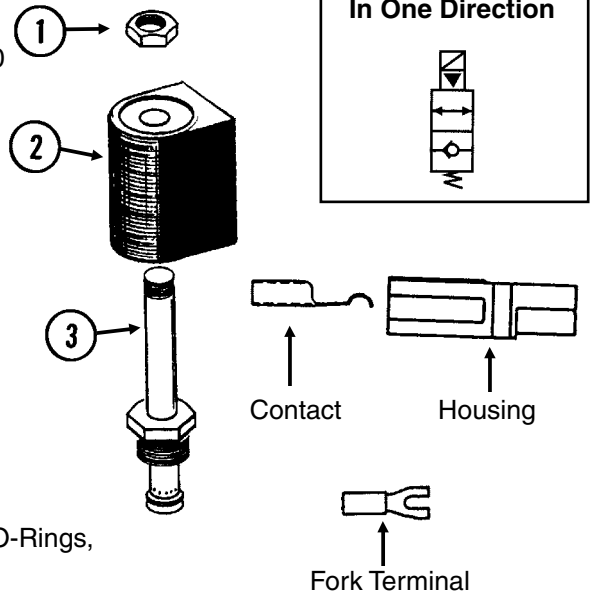
ITEM	PART NO.	QTY.	DESCRIPTION
A.	GR1602	-	Check Cartridge
B.	GR1610	-	Seal Kit, Includes: (2) O-Rings, (1) BU Ring



SOLENOID VALVE

VVB019(TWL27c/TWL18/PLTR75c/A9481)


ITEM	PART NO.	QTY.	DESCRIPTION
1.	GR0761	1	Special Hex Nut, 1/2"-20
2.	G1K274	1	Coil Kit W/Contacts, Housings And Fork Terminals
	GD9529	2	Housing, Black
	GD9530	2	Contact
	G10996	2	Fork Terminal
3.	GR0763	1	Cartridge
A.	G1K275	-	Solenoid Valve Kit W/Contacts, Housings And Fork Terminals
	GD9529	2	Housing, Black
	GD9530	2	Contact
	G10996	2	Fork Terminal
B.	GR0764	-	Seal Kit, Includes: (2) O-Rings, (1) BU Ring



FLOW CONTROL VALVE (Located In Valve Block On Rear Center Frame)

VVB020(TWL28)

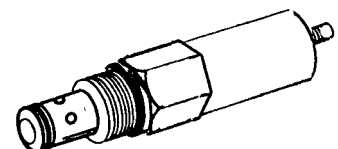
ITEM	PART NO.	QTY.	DESCRIPTION
A.	GA3413	-	Flow Control Valve
B.	GR0764	-	Seal Kit, Includes: (2) O-Rings, (1) BU Ring



PRESSURE RELIEF VALVE (Located In Valve Block On Hitch And In Valve Block On Front Center Frame)


VVB020(TWL29)

ITEM	PART NO.	QTY.	DESCRIPTION
A.	GA3407	-	Pressure Relief Valve, 1000 PSI
B.	GR0764	-	Seal Kit, Includes: (2) O-Rings, (1) BU Ring



CHECK VALVE (Located In Valve Block On Rear Center Frame)

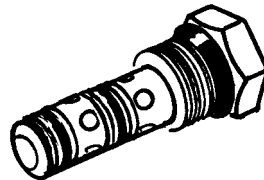
VVB020(TWL30)



ITEM	PART NO.	QTY.	DESCRIPTION
A.	GA4293	-	Check Valve
B.	GR0764	-	Seal Kit, Includes: (2) O-Rings, (1) BU Ring

PILOT OPERATED CHECK VALVE (Located In Valve Block On R.H. Side Of Front Center Frame)

VVB020(TWL30b)

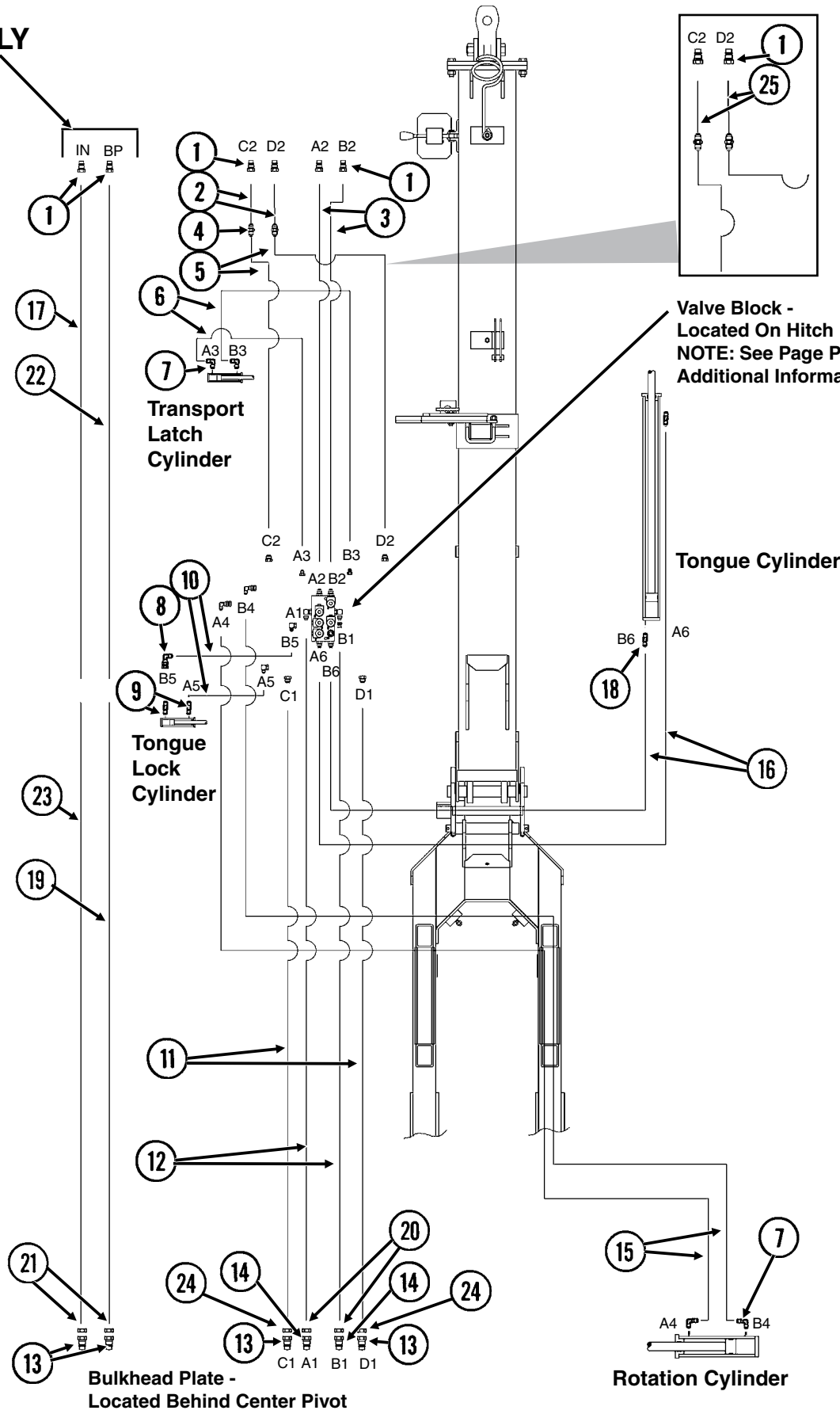


ITEM	PART NO.	QTY.	DESCRIPTION
A.	GA9126	-	Pilot Operated Check Valve
B.	GR1627	-	Seal Kit, Includes: (3) O-Rings, (4) BU Rings

HYDRAULIC HOSES AND FITTINGS ON HITCH

(A10125a)

SDS ONLY



Valve Block - Located On Hitch
NOTE: See Page P96 For Additional Information

Bulkhead Plate - Located Behind Center Pivot

Rotation Cylinder

HYDRAULIC HOSES AND FITTINGS ON HITCH

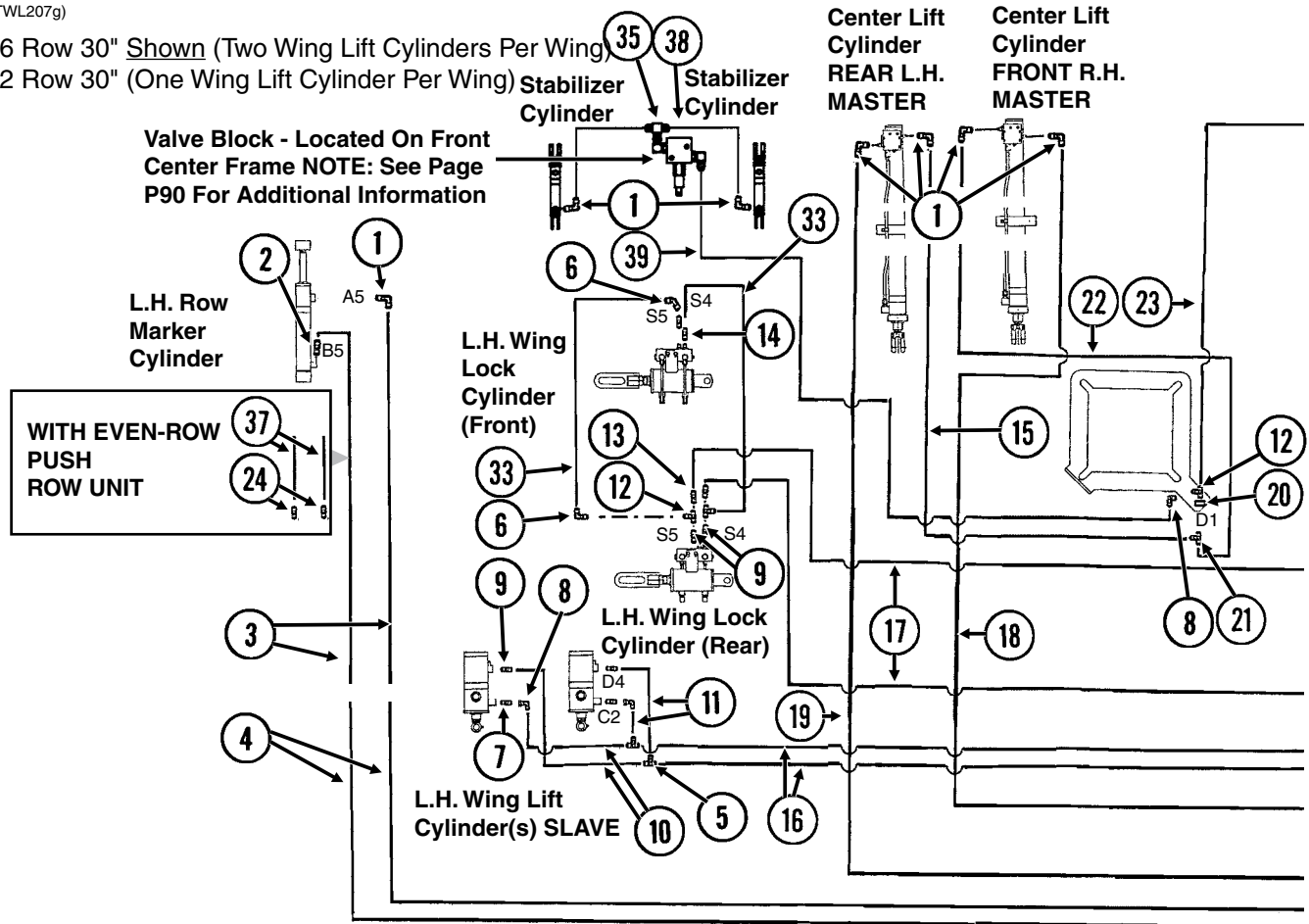
ITEM	PART NO.	QTY.	DESCRIPTION
1.	GD4086	6	ISO Coupler
2.	*A8206	2	Hose Assembly, 1/2" x 147", 12 Row 30"
	*A8200	-	Hose Assembly, 1/2" x 178", 16 Row 30"
3.	*A3133	2	Hose Assembly, 3/8" x 191", 12 Row 30"
	*A3183	-	Hose Assembly, 3/8" x 246", 16 Row 30"
4.	G2403-10	2	Union, 7/8"-14 Male JIC
5.	*A8203	2	Hose Assembly, 1/2" x 43", 12 Row 30"
	*A1463	-	Hose Assembly, 1/2" x 68", 16 Row 30"
6.	*A7603	2	Hose Assembly, 1/4" x 112", 12 Row 30"
	*A1129	-	Hose Assembly, 1/4" x 168", 16 Row 30"
7.	G6801-06-08	4	Elbow W/O-Ring, 90°, 9/16"-18 Male JIC To 3/4"-16 O-Ring
	GR1037	-	O-Ring
8.	G6502-06	1	Swivel Elbow, 45°, 9/16"-18 Male JIC To Female
9.	G6400-06-08	2	Connector W/O-Ring, 9/16"-18 Male JIC To 3/4"-16 O-Ring
	GR1037	-	O-Ring
10.	*A1139	2	Hose Assembly, 1/4" x 40"
11.	*A8217	2	Hose Assembly, 1/2" x 133", 12 Row 30"
	*A8218	-	Hose Assembly, 1/2" x 139", 16 Row 30"
12.	*A3199	2	Hose Assembly, 3/8" x 132", 12 Row 30"
	*A3137	-	Hose Assembly, 3/8" x 140", 16 Row 30"
13.	G2700-10	4	Bulkhead Tube Union, 7/8"-14 Male JIC
14.	G2700-08	2	Bulkhead Tube Union, 3/4"-16 Male JIC
15.	*A7609	2	Hose Assembly, 1/4" x 164", 12 Row 30"
	*A1184	-	Hose Assembly, 1/4" x 173", 16 Row 30"
16.	*A3156	2	Hose Assembly, 3/8" x 68", 12 Row 30"
	*A3118	-	Hose Assembly, 3/8" x 80", 16 Row 30"
17.	*A8220	1	Hose Assembly, 1/2" x 198", 12 Row 30" (SDS Only)
	*A8219	-	Hose Assembly, 1/2" x 250", 16 Row 30" (SDS Only)
18.	G6400-08	1	Connector W/O-Ring, 3/4"-16 Male JIC To O-Ring
	GR1037	-	O-Ring
19.	*A3333	1	Hose Assembly, 3/4" x 144"
20.	G306-08	2	Lock Nut, 3/4"-16
21.	G306-10	2	Lock Nut, 7/8"-14
22.	*A3331	1	Hose Assembly, 3/4" x 198", 12 Row 30" (SDS Only)
	*A3332	-	Hose Assembly, 3/4" x 250", 16 Row 30" (SDS Only)
23.	*A8216	1	Hose Assembly, 1/2" x 144"
24.	G306-10	2	Lock Nut, 7/8"-14
25.	*A1489	2	Hose Assembly, 1/2" x 191", 12 Row 30"
26.	*A1491	-	Hose Assembly, 1/2" x 246", 12 Row 30"

* Hydraulic hose is not stocked by KINZE® Repair Parts, but can be made available on a special order basis. Call for quote.

HYDRAULIC HOSES AND FITTINGS ON PLANTER FRAME

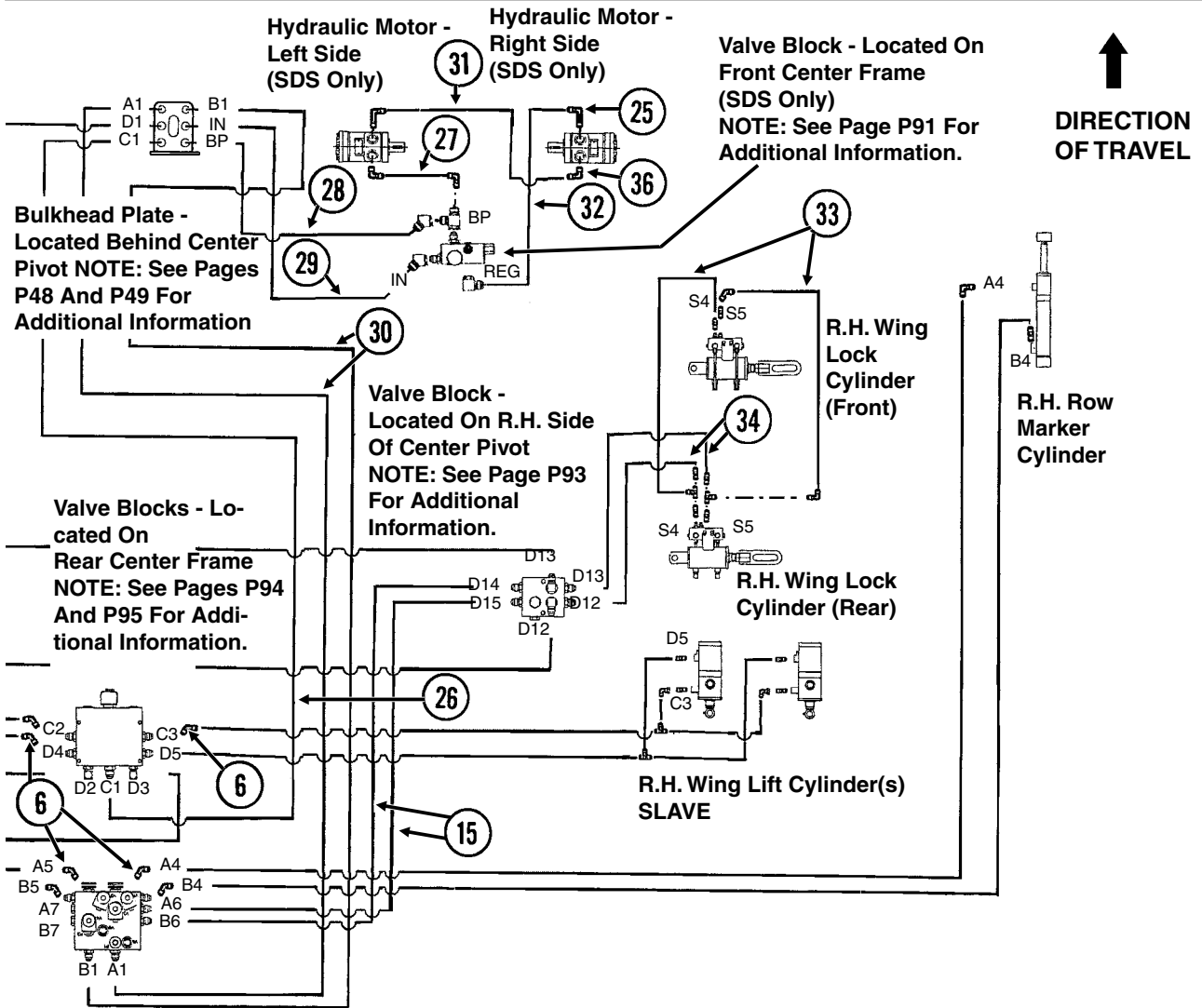
(TWL207g)

16 Row 30" Shown (Two Wing Lift Cylinders Per Wing)
 12 Row 30" (One Wing Lift Cylinder Per Wing)



ITEM	PART NO.	QTY.	DESCRIPTION
1.	G6801-08 GR1037	8 -	Elbow W/O-Ring, 90°, 3/4"-16 Male JIC To O-Ring O-Ring
2.	G6400-08-04 GR1465	2 -	Connector W/O-Ring, 3/4"-16 Male JIC To 7/16"-20 O-Ring O-Ring
3.	*A3220	4	Hose Assembly, 3/8" x 82", 12 Row 30"
	*A3219	-	Hose Assembly, 3/8" x 104", 16 Row 30"
4.	*A3101	4	Hose Assembly, 3/8" x 168", 12 Row 30"
	*A3161	-	Hose Assembly, 3/8" x 210", 16 Row 30"
5.	G2603-08	4	Tee, 3/4"-16 Male JIC
6.	G6502-08	11	Swivel Elbow, 45°, 3/4"-16 Male JIC To Female
7.	G6400-L-08 GR1037	2-4 -	Long Connector W/O-Ring, 3/4"-16 Male JIC To O-Ring O-Ring
8.	G6500-08	3-5	Swivel Elbow, 90°, 3/4"-16 Male JIC To Female
9.	G6400-08 GR1037	6-8 -	Connector W/O-Ring, 3/4"-16 Male JIC To O-Ring O-Ring
10.	*A1018	4	Hose Assembly, 3/8" x 40"
11.	*A3218	4	Hose Assembly, 3/8" x 8"
12.	G6602-08	5	Swivel Tee, 3/4"-16 JIC
13.	G2406-08-06	4	Reducer, 3/4"-16 Female JIC To 1/16"-18 Male JIC
14.	G6400-06-08 GR1037	4 -	Connector W/O-Ring, 1/16"-18 Male JIC To 3/4"-16 O-Ring O-Ring
15.	*A1098	3	Hose Assembly, 3/8" x 26"
16.	*A1054	4	Hose Assembly, 3/8" x 204", 12 Row 30"
	*A3163	-	Hose Assembly, 3/8" x 225", 16 Row 30"
17.	*A1008	2	Hose Assembly, 3/8" x 110"
18.	*A1021	1	Hose Assembly, 3/8" x 56"
19.	*A3128	1	Hose Assembly, 3/8" x 52"

HYDRAULIC HOSES AND FITTINGS ON PLANTER FRAME



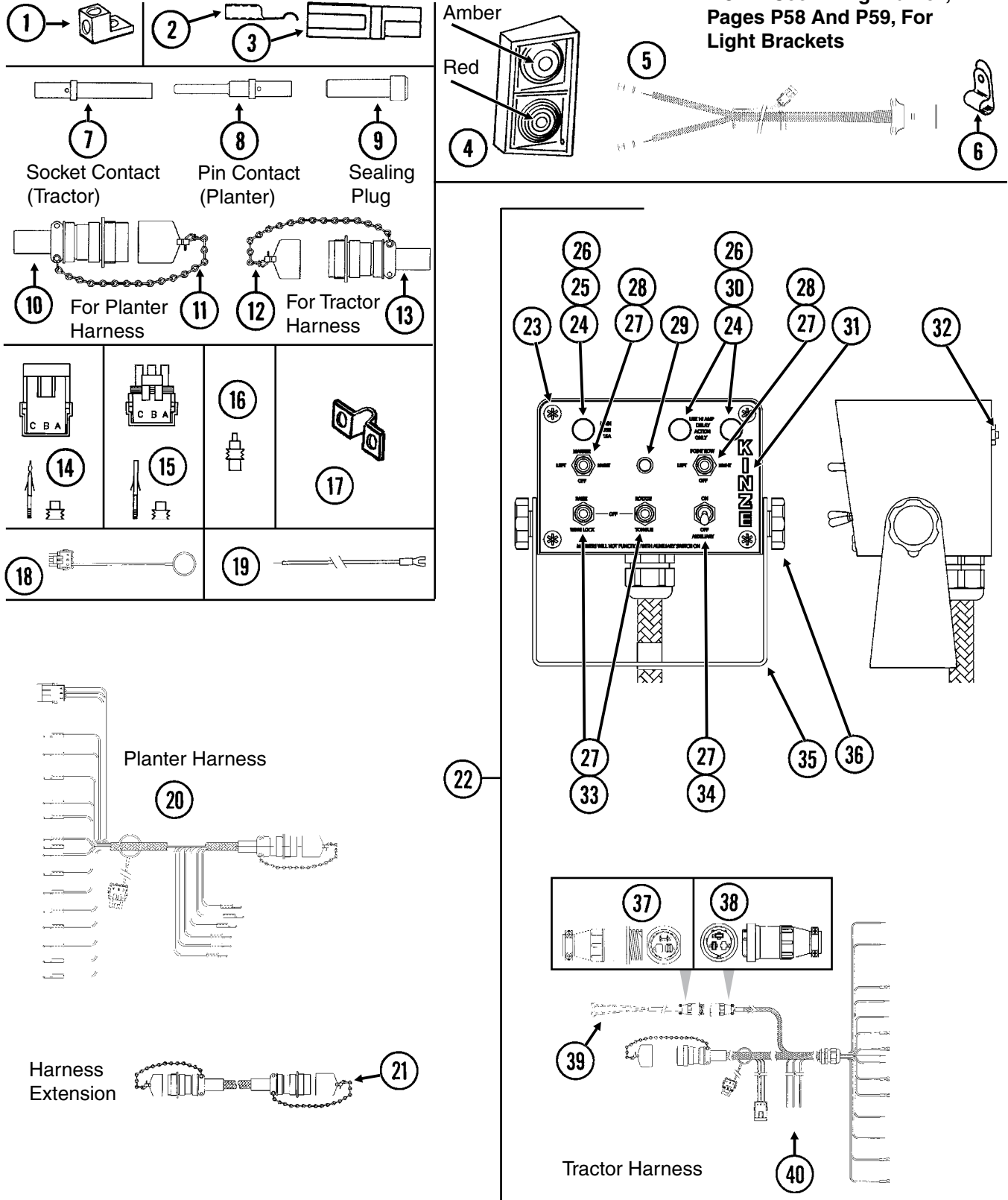
ITEM	PART NO.	QTY.	DESCRIPTION
20.	G306-08	1	Lock Nut, 3/4"-16
21.	G2704-08	1	Bulkhead Tee, 3/4"-16 JIC
22.	*A1044	1	Hose Assembly, 3/8" x 34"
23.	*A8222	1	Hose Assembly, 1/2" x 91"
24.	G2403-08	2	Union, 3/4"-16 Male JIC
25.	G6801-10	2	Elbow W/O-Ring, 90°, 7/8"-14 Male JIC To O-Ring
	GR1466	-	O-Ring
26.	*A8221	1	Hose Assembly, 1/2" x 76"
27.	*A3329	1	Hose Assembly, 3/4" x 29"
28.	*A3334	1	Hose Assembly, 3/4" x 111" (SDS Only)
29.	*A8223	1	Hose Assembly, 1/2" x 111" (SDS Only)
30.	*A1039	2	Hose Assembly, 3/8" x 76"
31.	*A1457	1	Hose Assembly, 1/2" x 51"
32.	*A1424	1	Hose Assembly, 1/2" x 30"
33.	*A1189	4	Hose Assembly, 1/4" x 36"
34.	*A3152	2	Hose Assembly, 3/8" x 62"
35.	G6600-08	1	Swivel Tee, 3/4"-16 JIC
36.	G6801-LL-10	2	X-Long Elbow W/O-Ring, 90°, 7/8"-14 Male JIC To O-Ring
	GR1466	-	O-Ring
37.	*A1073	2	Hose Assembly, 3/8" x 18"
38.	*A1000	2	Hose Assembly, 3/8" x 15"
39.	*A1020	1	Hose Assembly, 3/8" x 48"

* Hydraulic hose is not stocked by KINZE® Repair Parts, but can be made available on a special order basis. Call for quote.

ELECTRICAL COMPONENTS (Conventional Planters)

(TWL19a/TWL18/ELC14/ELC3a/ELC5c/MTR27a/TWL26e/ELC8/A9481/A10101a/ELC4/TWL23/A9202a/ELC39/A8705/ELC10c)

NOTE: See "Wing Frame",
Pages P58 And P59, For
Light Brackets



ITEM	PART NO.	QTY.	DESCRIPTION
1.	GA3584	-	Ground Clamp
2.	GD9530	-	Contact
3.	GD9529	-	Housing, Black
	GD12726	-	Housing, Red

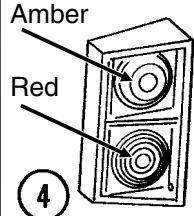
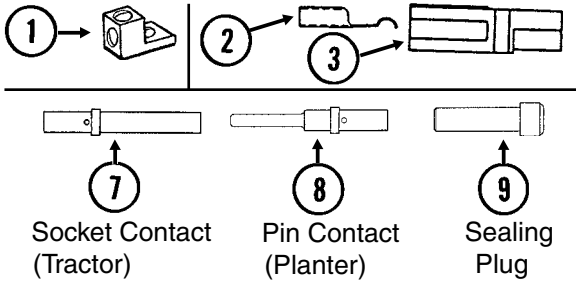
ELECTRICAL COMPONENTS (Conventional Planters)

ITEM	PART NO.	QTY.	DESCRIPTION
4.	GA6699	1	Double Light Assembly (Shown)
	GA6700	1	Double Light Assembly
	GR1203	-	Red Lens
	GR1204	-	Amber Lens
	GR1205	-	Cover
	GR1206	-	Rubber Grommet (4)
	GR1207	-	Lamp Unit
	GR1208	-	Bulb
5.	GA9202	-	Wiring Harness W/7 Terminal Female Connector, 786" (2 Light Connections), 12 Row 30"
	GA9204	-	Wiring Harness W/7 Terminal Female Connector, 882" (2 Light Connections), 16 Row 30"
	GA5385	-	7 Terminal Female Connector
6.	GD6291	-	Insulated Clamp, 3/8"
	GD13348	-	Insulated Clamp, 1 1/16"
7.	GD8740	-	Socket Contact, No. 14
8.	GD8741	-	Pin Contact, No. 14
9.	GD8739	-	Sealing Plug, No. 12
10.	GA6109	1	Connector W/Cable Clamp, 23 Pin Capacity
11.	GA7862	-	Dust Cap W/Chain
12.	GA7863	-	Dust Cap W/Chain
13.	GA6108	1	Connector W/Cable Clamp, 23 Socket Capacity
14.	G1K248	-	3-Pin Female Connector Kit (Black), Includes: (3) 3-Pin Female Housings, (9) Pin Contacts, (9) Seals
15.	G1K252	-	3-Pin Male Connector Kit (Black), Includes: (3) 3-Pin Male Housings, (9) Socket Contacts, (9) Seals
16.	GD11089	-	Sealing Plug
17.	GD13310	-	Jumper, 7/16"
18.	GA8047	-	Dust Plug (Black)
19.	GA9481	-	Jumper Wire W/Fork Terminal, 13"
	G10996	-	Fork Terminal
20.	GA10101	1	Wiring Harness W/Dust Cap, 516", 12 Row 30"
	GA10102	-	Wiring Harness W/Dust Cap, 636", 16 Row 30"
21.	GA10547	-	Harness Extension W/Dust Caps, 180"
22.	G7633X	-	Backlit Control Console Assembly W/Mounting Brackets, Short Harness W/Dust Cap And Power Cable
	G7639X	-	Backlit Control Console Assembly W/Mounting Brackets, Short Harness W/Dust Cap And Power Cable, (Planters Equipped With Two-Speed Point Row Clutches)
23.	GR1292	4	Pan Head Screw, No. 8-32 x 1/2"
24.	GA2612	3-5	Fuse Holder W/Spade, 1 33/50"
25.	GD2829	1-2	Fuse, 15 Amp, Type AGC
26.	GD3860	3	O-Ring (If Applicable)
27.	GR1363	5-6	Hex Face Nut, 15/32"-32
	GR1364	5-6	Internal Tooth Lock Washer, 15/32"
28.	GA2528	2	Switch, 3 Position Toggle, On-Off-On
29.	GA7077	1-4	Indicator Light
30.	GD10243	4-6	Fuse, MDL 10 Amp Delay Action
31.	GA8734	1	Cover Plate (Shown)
	GA8735	-	Cover Plate, (Planters Equipped With Two-Speed Point Row Clutches)
32.	GA8731	1	Switch, Push Button W/Transformer
33.	GA6978	2	Switch, 3 Position Toggle, Momentary On-Off-Momentary On
34.	GA6977	1-2	Switch, 2 Position Toggle, On-Off
35.	GD9896	1	Mounting Bracket
36.	GA6975	2	Knob
	G10211	4	Washer, 1/4" SAE
	GR1290	2	Cage Nut, 1/4"-20
37.	G1K267	-	Power Lead Adapter Connector Kit, Includes: (1) 3-Pin Connector, (1) Cable Clamp, (3) Male Terminal Pins
38.	G1K268	-	Console Cable Connector Kit, Includes: (1) 3-Pin Connector, (1) Cable Clamp, (1) Lock Ring, (3) Female Terminal Pins
39.	GA7856	1	Power Lead Adapter
40.	GA8729	1	Wiring Harness W/Dust Cap And Power Cable

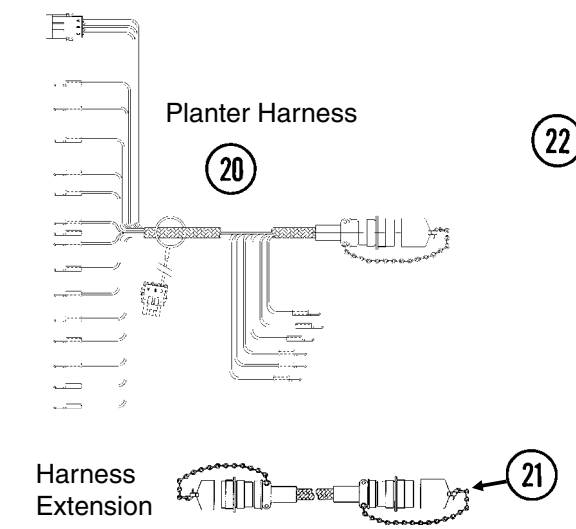
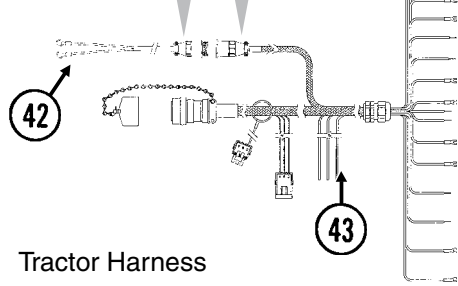
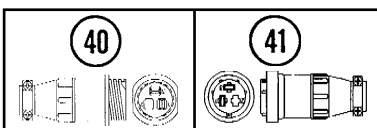
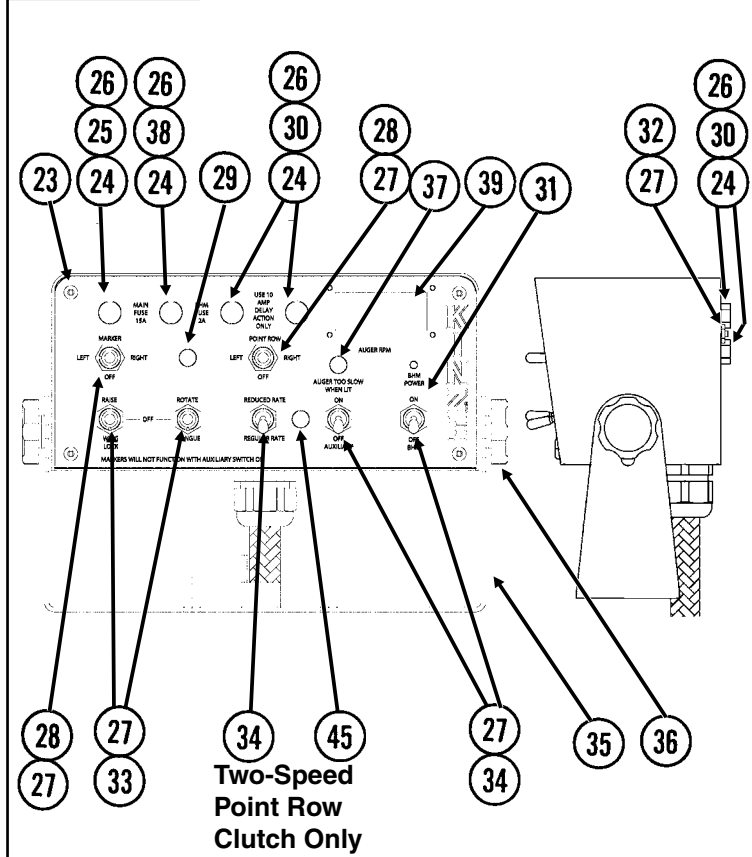
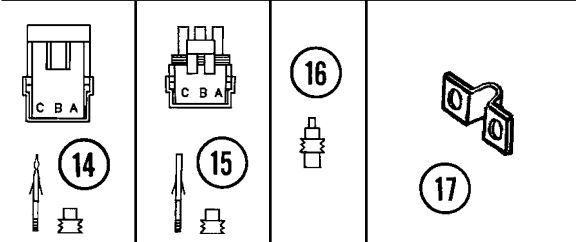
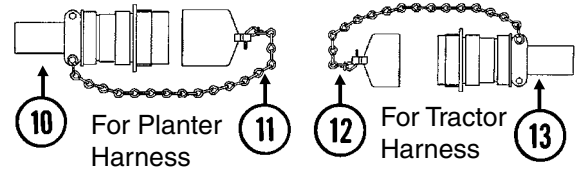
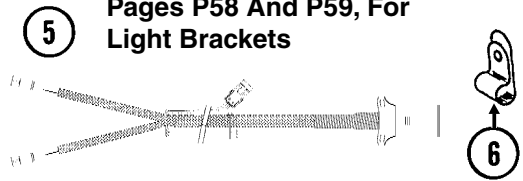
NOTE: See "Point Row Clutch" or "Two-Speed Point Row Clutch" for R.H. and L.H. wiring harness for the point row clutches. See "KPM I Electronic Seed Monitor or KPM II Stack-Mode/KPM III Electronic Seed Monitors" for those components.

ELECTRICAL COMPONENTS (SDS Planters)

(TWL19a/TWL18/ELC14/TWL23/A9202a/ELC39/ELC3a/ELC5c/MTR27a/TWL26e/ELC8/A9481/A10556/A10558/A3072/A10101a/ELC4/A10189c/A10189/ELC34/ELC35/ELC10d)



NOTE: See "Wing Frame", Pages P58 And P59, For Light Brackets



ITEM	PART NO.	QTY.	DESCRIPTION
1.	GA3584	-	Ground Clamp
2.	GD9530	-	Contact
3.	GD9529	-	Housing, Black
	GD12726	-	Housing, Red

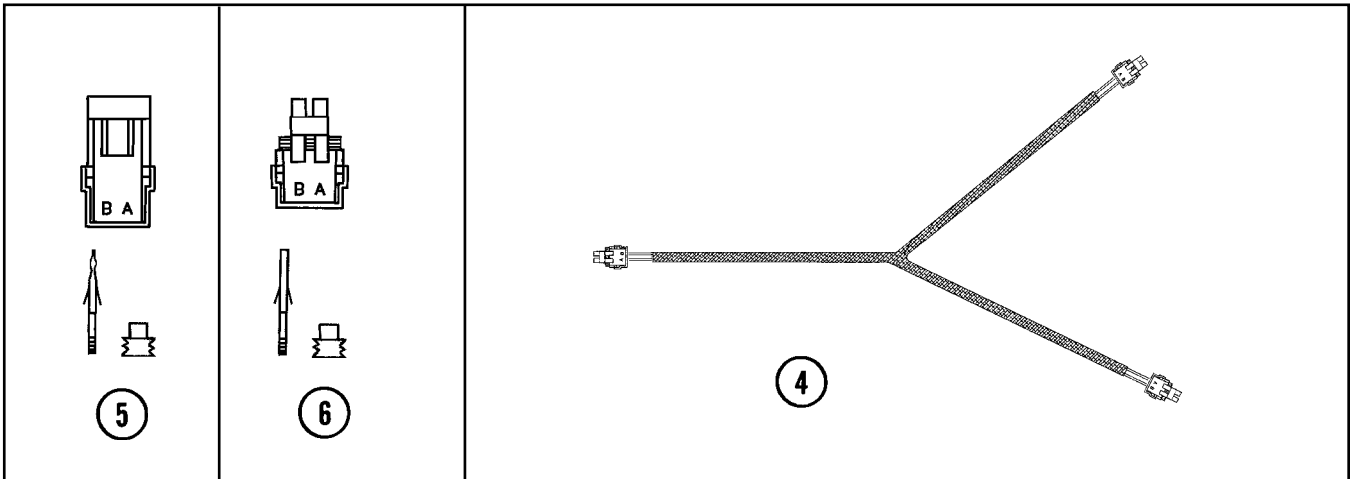
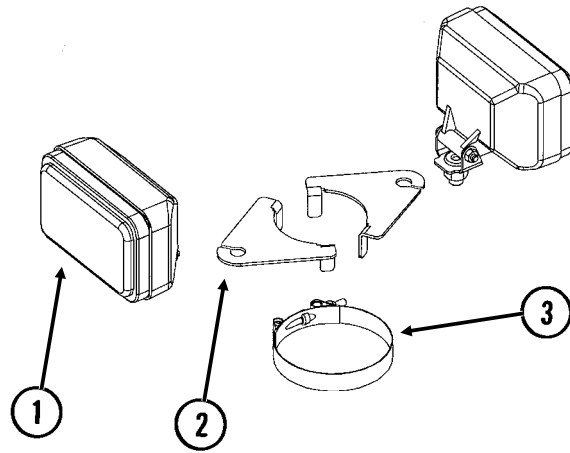
ELECTRICAL COMPONENTS (SDS Planters)

ITEM	PART NO.	QTY.	DESCRIPTION
4.	GA6699	1	Double Light Assembly (Shown)
	GA6700	1	Double Light Assembly
	GR1203	-	Red Lens
	GR1204	-	Amber Lens
	GR1205	-	Cover
	GR1206	-	Rubber Grommet (4)
	GR1207	-	Lamp Unit
	GR1208	-	Bulb
5.	GA9202	-	Wiring Harness W/7 Terminal Female Connector, 786" (2 Light Connections), 12 Row 30"
	GA9204	-	Wiring Harness W/7 Terminal Female Connector, 882" (2 Light Connections), 16 Row 30"
	GA5385	-	7 Terminal Female Connector
6.	GD6291	-	Insulated Clamp, 3/8"
	GD13348	-	Insulated Clamp, 1 1/16"
7.	GD8740	-	Socket Contact, No. 14
8.	GD8741	-	Pin Contact, No. 14
9.	GD8739	-	Sealing Plug, No. 12
10.	GA6109	1	Connector W/Cable Clamp, 23 Pin Capacity
11.	GA7862	-	Dust Cap W/Chain
12.	GA7863	-	Dust Cap W/Chain
13.	GA6108	1	Connector W/Cable Clamp, 23 Socket Capacity
14.	G1K248	-	3-Pin Female Connector Kit (Black), Includes: (3) 3-Pin Female Housings, (9) Pin Contacts, (9) Seals
15.	G1K252	-	3-Pin Male Connector Kit (Black), Includes: (3) 3-Pin Male Housings, (9) Socket Contacts, (9) Seals
16.	GD11089	-	Sealing Plug
17.	GD13310	-	Jumper, 7/16"
	GD15462	-	Jumper, 3/8"
18.	GA8047	-	Dust Plug (Black)
19.	GA9481	-	Jumper Wire W/Fork Terminal, 13"
	G10996	-	Fork Terminal
20.	GA10101	1	Wiring Harness W/Dust Cap, 516", 12 Row 30"
	GA10102	-	Wiring Harness W/Dust Cap, 636", 16 Row 30"
21.	GA10547	-	Harness Extension W/Dust Caps, 180"
22.	G7830X	-	Backlit Control Console Assembly W/Mounting Brackets, Short Harness W/Dust Cap And Power Cable (Items 23-43)
23.	GR1292	4	Pan Head Screw, No. 8-32 x 1/2"
24.	GA2612	6	Fuse Holder W/Spade, 1 33/50"
25.	GD2829	1	Fuse, 15 Amp, Type AGC
26.	GD3860	6	O-Ring
27.	GR1363	6	Hex Face Nut, 15/32"-32
	GR1364	6	Internal Tooth Lock Washer, 15/32"
28.	GA2528	2	Switch, 3 Position Toggle, On-Off-On
29.	GA10194	1	Indicator Light, Red
30.	GD10243	4-6	Fuse, MDL 10 Amp Delay Action
31.	GA10191	1	Cover Plate
32.	GA8731	1	Switch, Push Button W/Transformer
33.	GA6978	2	Switch, 3 Position Toggle, Momentary On-Off-Momentary On
34.	GA6977	2-3	Switch, 2 Position Toggle, On-Off
35.	GD14640	1	Mounting Bracket
36.	GA6975	2	Knob
	G10211	4	Washer, 1/4" SAE
	GR1290	2	Cage Nut, 1/4"-20
37.	GA10195	1	Indicator Light, Amber
38.	GD14660	1	Fuse, 2 Amp Delay Action
39.	GA9965	1	Tachometer
40.	G1K267	-	Power Lead Adapter Connector Kit, Includes: (1) 3-Pin Connector, (1) Cable Clamp, (3) Male Terminal Pins
41.	G1K268	-	Console Cable Connector Kit, Includes: (1) 3-Pin Connector, (1) Cable Clamp, (1) Lock Ring, (3) Female Terminal Pins
42.	GA7856	1	Power Lead Adapter
43.	GA10192	1	Wiring Harness W/Dust Cap And Power Cable
44.	GA3072	1	Jumper Wire, 5", Red (Two-Speed Point Row Clutch)
45.	GA10206	1	Indicator Light, Green (Two-Speed Point Row Clutch)
46.	GA10556	1	Jumper Wire, 8", Black (Two-Speed Point Row Clutch)
47.	GA10555	1	Jumper Wire, 5", Red (Two-Speed Point Row Clutch)

NOTE: See "Point Row Clutch" or "Two-Speed Point Row Clutch" for R.H. and L.H. wiring harness for the point row clutches. See "KPM I Electronic Seed Monitor or KPM II Stack-Mode/KPM III Electronic Seed Monitors" for those components.

AUXILIARY WORK LIGHTS PACKAGE

(A9689b/MTR27/A10924)

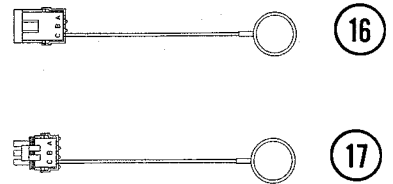
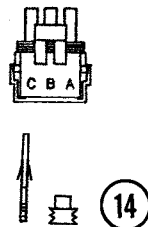
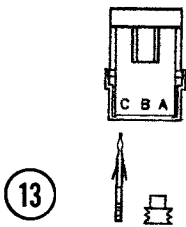
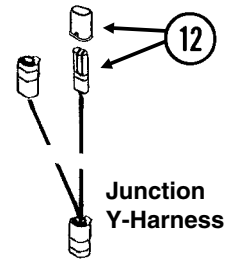
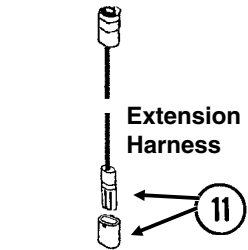
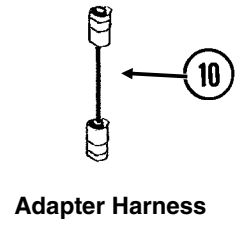
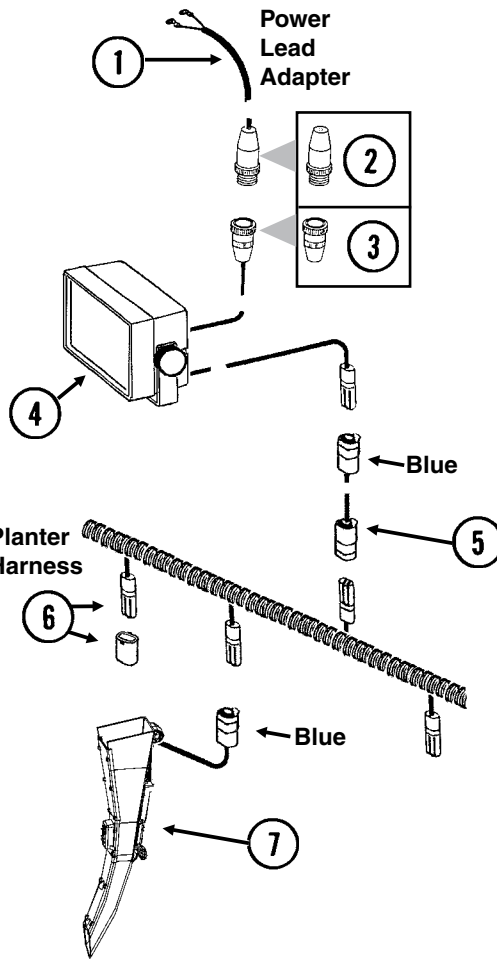
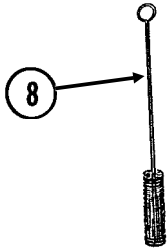
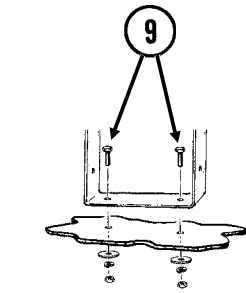


AUXILIARY WORK LIGHTS PACKAGE

ITEM	PART NO.	QTY.	DESCRIPTION
1.	GA9689	2	Work Light Assembly
2.	GD16046	2	Bracket, 4 1/4" x 4", 12 Row 30"
	GD16047	-	Bracket, 4 5/16" x 4 1/8", 16 Row 30"
3.	G11159	2	T-Bolt Clamp, 3 1/2" Stainless Steel, 12 Row 30"
	G11137	-	T-Bolt Clamp, 4 1/4" Stainless Steel, 16 Row 30"
4.	GA10924	1	Wiring Harness, 348"
5.	G1K321	-	2-Pin Female Connector Kit (Black), Includes: (3) 2-Pin Female Housings, (6) Pin Contacts, (6) Seals
6.	G1K320	-	2-Pin Male Connector Kit (Black), Includes: (3) 2-Pin Male Housings, (6) Socket Contacts, (6) Seals

KPM I ELECTRONIC SEED MONITOR

(MTR46b)



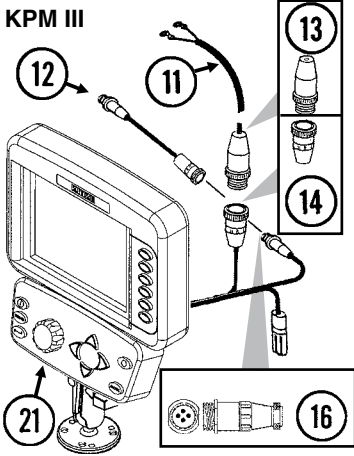
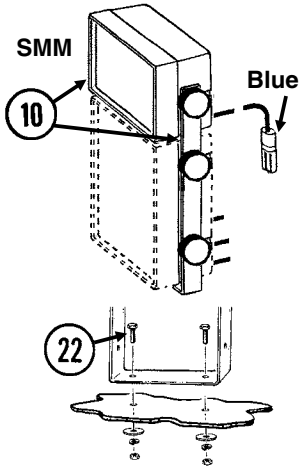
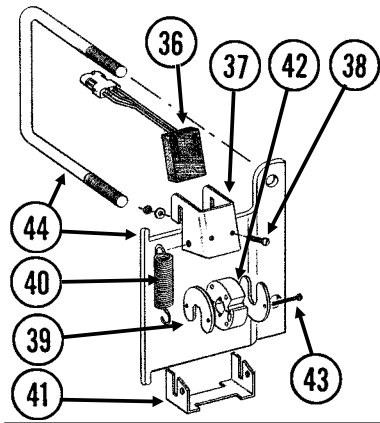
KPM I ELECTRONIC SEED MONITOR

ITEM	PART NO.	QTY.	DESCRIPTION
1.	GA7856	1	Power Lead Adapter
2.	G1K267	-	Power Lead Adapter Connector Kit, Includes: (1) Cable Clamp, (1) 3-Pin Connector, (3) Male Terminal Pins
3.	G1K268	-	Console Cable Connector Kit, Includes: (1) Cable Clamp, (1) 3-Pin Connector, (1) Lock Ring, (3) Female Terminal Pins
4.	GA10570	1	KPM I Backlit Console W/Mounting Bracket, Fuse Holder And Fuse, Power Lead Adapter (Item 1), Brush (Item 10) And Dust Plug (Item 16)
	GR1390	-	Mounting Bracket, KPM I
	GR1392	-	Console Mounting Bracket Hardware Package (Includes 2 Knobs And 1/4" Hardware)
	GA10601	-	Fuse Holder
	GD7639	-	Fuse
5.		-	Included In Tractor/Planter Wiring Harnesses, See Pages P104-P107
6.	GA7851	-	Planter Harness W/Dust Caps, 12 Row (16 Connectors)
	GA7852	-	Planter Harness W/Dust Caps, 16 Row (20 Connectors)
	GD11993	-	Dust Cap
7.	GA10901	-	Seed Tube W/Computerized Sensor (Shown)
	GR1629	-	Sensor Only
	GA10940	-	Seed Tube (With Holes For Sensor Installation)
8.	GR0594	-	Brush
9.	G10022	2	Hex Head Cap Screw, 1/4"-20 x 1/2"
	G10211	2	Washer, 1/4" SAE
	G10227	2	Lock Washer, 1/4"
	G10103	2	Hex Nut, 1/4"-20
10.	GA7857	-	Adapter Harness, 1'
11.	GA7854	-	Extension Harness W/Dust Cap, 15'
	GA7855	-	Extension Harness W/Dust Cap, 30'
	GD11993	-	Dust Cap
12.	GA7853	-	Junction Y-Harness W/Dust Cap
	GD11993	-	Dust Cap
13.	G1K248	-	3-Pin Female Connector Kit (Black), Includes: (3) 3-Pin Female Housings, (9) Pin Contacts, (9) Seals
	G1K362	-	3-Pin Female Connector Kit (Blue), Includes: (3) 3-Pin Female Housings, (9) Pin Contacts, (9) Seals
14.	G1K252	-	3-Pin Male Connector Kit (Black), Includes: (3) 3-Pin Male Housings, (9) Socket Contacts, (9) Seals
	G1K363	-	3-Pin Male Connector Kit (Blue), Includes: (3) 3-Pin Male Housings, (9) Socket Contacts, (9) Seals
15.	GD11089	-	Sealing Plug
16.	GA8046	-	Dust Plug (Black)
	GA9978	-	Dust Plug (Blue)
17.	GA8047	-	Dust Plug (Black)
	GA9979	-	Dust Plug (Blue)

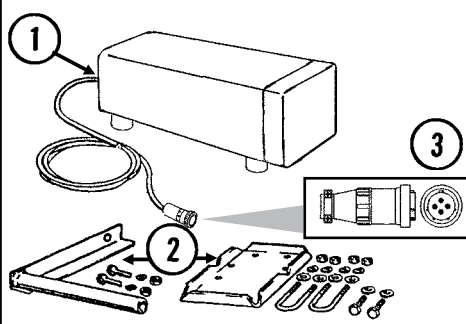
KPM II STACK-MODE/KPM III ELECTRONIC SEED MONITORS

(MTR43ji/A10901a)

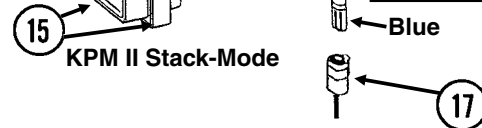
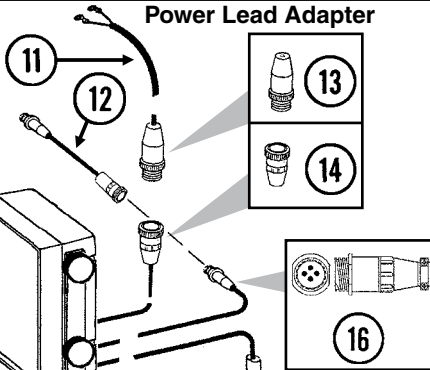
Shaft Rotation Sensor



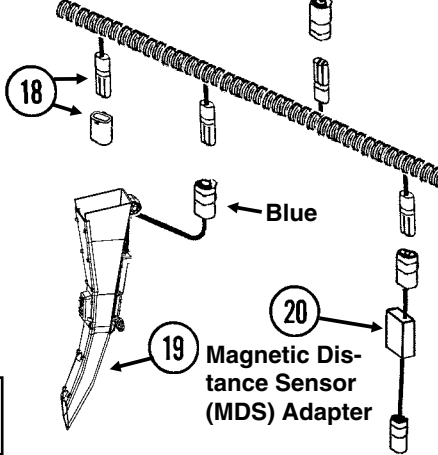
Radar Distance Sensor



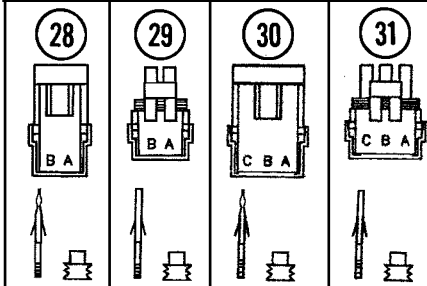
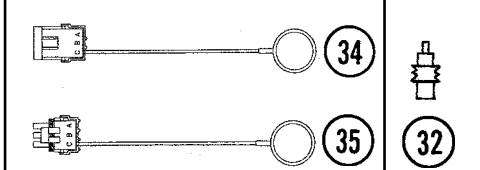
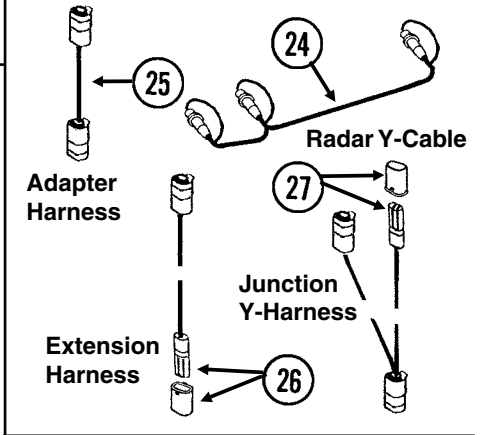
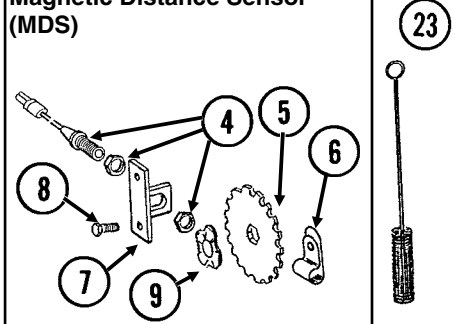
Power Lead Adapter



Planter Harness



Magnetic Distance Sensor (MDS)



ITEM	PART NO.	QTY.	DESCRIPTION
------	----------	------	-------------

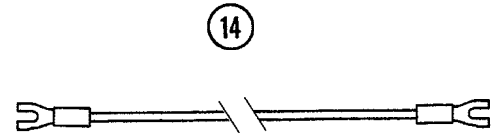
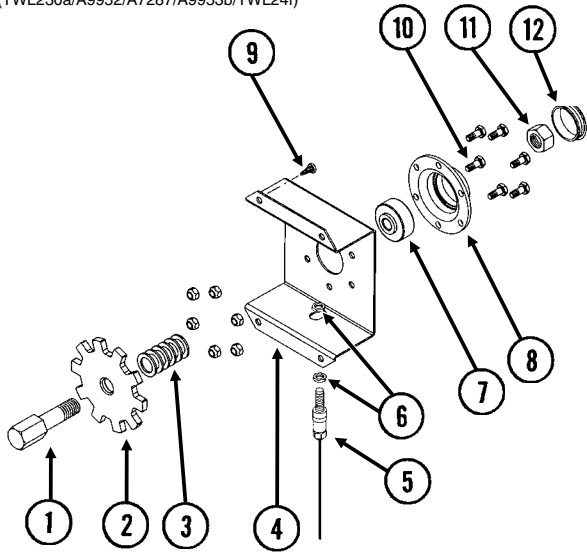
1.	GA7858	-	Radar Distance Sensor W/20' Cable
2.	GA8026	-	Radar Sensor Pipe/Mounting Bracket Package
3.	G1K323	-	4-Pin Connector Kit W/Female Housing, (4) Pins And (1) Cable Clamp
4.	GA5600	1	Magnetic Distance Sensor
5.	GD8751	-	Magnetic Distance Sensor Pulse Wheel
6.	GD6291	-	Insulated Clamp, 3/8"
7.	GD8770	1	Bracket
8.	G10001	2	Hex Head Cap Screw, 3/8"-16 x 1"
	G10229	2	Lock Washer, 3/8"
	G10101	2	Hex Nut, 3/8"-16
9.	GD8771	1	Spring Wave Washer
10.	GA9857	1	SMM Backlit Console W/Mounting Bracket And Dust Plug (Item 34)
	GR1631	-	Mounting Bracket, KPM II Stack-Mode And SMM Consoles
	GR1632	-	Console Mounting Bracket Hardware Package (Includes 2 Knobs And 1/4" Hardware)
11.	GA7856	1	Power Lead Adapter

KPM II STACK-MODE/KPM III ELECTRONIC SEED MONITORS

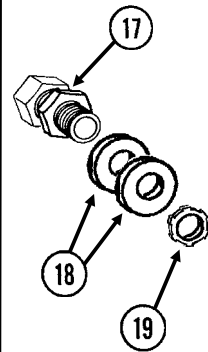
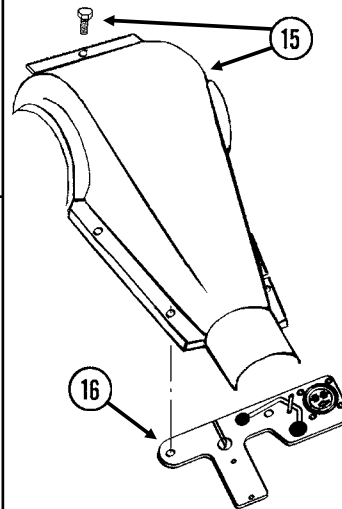
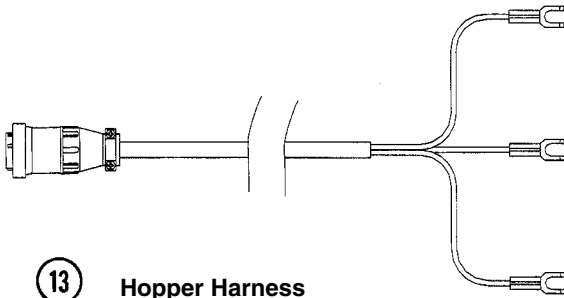
ITEM	PART NO.	QTY.	DESCRIPTION
12.	GA9144	-	Monitor/Radar Adapter Cable, 10"
13.	G1K267	-	Power Lead Adapter Connector Kit, Includes: (1) Cable Clamp, (1) 3-Pin Connector, (3) Male Terminal Pins
14.	G1K268	-	Console Cable Connector Kit, Includes: (1) Cable Clamp, (1) 3-Pin Connector, (1) Lock Ring, (3) Female Terminal Pins
15.	GA10575	-	KPM II Backlit Console W/Mounting Bracket, Fuse Holder And Fuse, Power Lead Adapter (Item 11), Brush (Item 23), Dust Plug (Item 34) And Monitor/Radar Adapter, 10" (Item 12)
	GR1391	-	Mounting Bracket, KPM II
	GR1393	-	Console Mounting Bracket Hardware Package (Includes 4 Knobs And ¼" Hardware)
	GA10601	-	Fuse Holder
	GD7639	-	Fuse
16.	G1K322	-	4-Pin Connector Kit W/Male Housing, (4) Female Socket Contacts And (1) Cable Clamp
17.		-	Included In Tractor/Planter Wiring Harnesses, See Pages P104-P107
18.	GA7851	-	Planter Harness W/Dust Caps, 12 Row (16 Connectors)
	GA7852	-	Planter Harness W/Dust Caps, 16 Row (20 Connectors)
	GD11993	-	Dust Cap
19.	GA10901	-	Seed Tube W/Computerized Sensor
	GR1629	-	Sensor Only
	GA10940	-	Seed Tube (With Holes For Sensor Installation)
20.	GA7859	1	Magnetic Distance Sensor Adapter (Analog To Digital)
21.	GA11039	1	KPM III Backlit Console W/Brush (Item 23), Dust Plug (Item 34), Mounting Bracket Assembly, Console Mounting Bracket Hardware And Power Harness
	GR1761	-	Mounting Bracket Assembly, Includes: (2) Mounting Brackets, (2) Connector Halves, (1) Compression Spring, (1) Tension Knob, (1) ¼"-20 x 1 ¾" Hex Head Cap Screw, (1) ¼" Plastic Washer, (1) ¼" Steel Washer
	GR1762	-	Console Mounting Bracket Hardware Package, Includes: (3) No. 10-32 x ⅝" Hex Socket Pan Head Screws, (3) ¼" Lock Washers
	GR1764	-	Power Harness
22.	G10022	2	Hex Head Cap Screw, ¼"-20 x ½"
	G10211	2	Washer, ¼" SAE
	G10227	2	Lock Washer, ¼"
	G10103	2	Hex Nut, ¼"-20
23.	GR0594	-	Brush
24.	GR0586	1	Radar Y-Cable (Used To Connect Radar Distance Sensor For Multiple Functions)
25.	GA7857	-	Adapter Harness, 1'
26.	GA7854	-	Extension Harness W/Dust Cap, 15'
	GA7855	-	Extension Harness W/Dust Cap, 30'
	GD11993	-	Dust Cap
27.	GA7853	-	Junction Y-Harness W/Dust Cap
	GD11993	-	Dust Cap
28.	G1K321	-	2-Pin Female Connector Kit (Black), Includes: (3) 2-Pin Female Housings, (6) Pin Contacts, (6) Seals
29.	G1K320	-	2-Pin Male Connector Kit (Black), Includes: (3) 2-Pin Male Housings, (6) Socket Contacts, (6) Seals
30.	G1K248	-	3-Pin Female Connector Kit (Black), Includes: (3) 3-Pin Female Housings, (9) Pin Contacts, (9) Seals
	G1K362	-	3-Pin Female Connector Kit (Blue), Includes: (3) 3-Pin Female Housings, (9) Pin Contacts, (9) Seals
31.	G1K252	-	3-Pin Male Connector Kit (Black), Includes: (3) 3-Pin Male Housings, (9) Socket Contacts, (9) Seals
	G1K363	-	3-Pin Male Connector Kit (Blue), Includes: (3) 3-Pin Male Housings, (9) Socket Contacts, (9) Seals
32.	GD11089	-	Sealing Plug
33.	G1K249	-	Acre Counter Switch Kit
34.	GA8046	-	Dust Plug (Black)
	GA9978	-	Dust Plug (Blue)
35.	GA8047	-	Dust Plug (Black)
	GA9979	-	Dust Plug (Blue)
36.	GR1415	1	Rotation Sensor
37.	GD11169	1	Mount
38.	G10757	2	Pan Head Screw, No. 10-32 x 1 ¼"
	G10243	2	Washer, No. 10 SAE
	G10758	2	Hex Nut, No. 10-32
39.	GD11474	2	Cover
40.	GD5857	2	Spring
41.	GD11170	1	Spring Mount
42.	GR1414	1	Actuator
43.	G10927	2	Pan Head Machine Screw, No. 8-32 x 1 ¼", Stainless Steel
	G10931	2	Lock Washer, No. 8, Internal/External, Stainless Steel
	G10928	2	Hex Nut, No. 8-32, Stainless Steel
44.	G1K364	-	Rotation Sensor Mount Kit, Includes: (2) Mounts, (2) GD11721 5" x 7" U-Bolts, (4) G10228 Lock Washers, (4) G10102 Hex Nuts, (1) Instruction
A.	GA6147	-	Magnetic Distance Sensor And Mounting Package (Items 4-9)

BULK FILL SEED HOPPER MONITOR COMPONENTS

(TWL230a/A9952/A7287/A9953b/TWL24f)



Jumper Wire Between Terminal Strips On Valve Block On Rear Center Frame (See Pages P94 And P95)



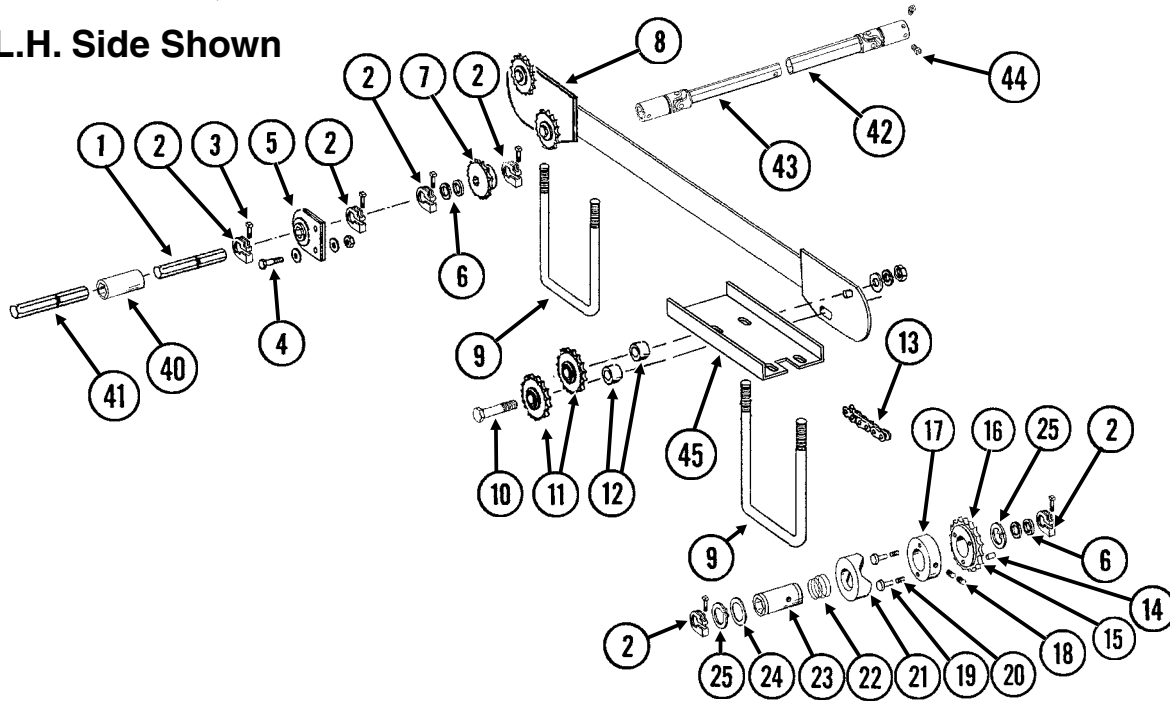
BULK FILL SEED HOPPER MONITOR COMPONENTS

ITEM	PART NO.	QTY.	DESCRIPTION
1.	GD14256	1	Speed Sensor Shaft
2.	GD14255	1	Sensor Wheel
3.	G10918	6	Machine Bushing, 5/8", 14 Gauge
4.	GD14254	1	Bracket
5.	GA9954	1	Speed Sensor Assembly
6.	GD14257	2	Nut, M12 x 1"
7.	GA2014	1	Bearing
8.	GD10473	1	Bearing Housing
9.	G11062	4	Sheet Metal Screw, 1/4"-14 x 1/2"
10.	G10020	6	Hex Head Cap Screw, 1/4"-20 x 5/8"
	G10110	6	Lock Nut, 1/4"-20, Grade B
11.	G10104	1	Hex Nut, 5/8"-11
12.	GD11845	1	Dust Cap
13.	GA9952	2	Hopper Harness, 84"
14.	GA7287	1	Jumper Wire W/Fork Terminals, 13"
15.		-	See "Bulk Seed Hopper Auger Manifold Assembly", Pages P20 And P21
16.	GA9953	2	Seed Flow Sensor Assembly
17.	GD14270	2	Power Cable Connector
18.	G10235	4	Machine Bushing, 7/8", 14 Gauge
19.	GD4163	2	Lock Nut, 1/2" Conduit

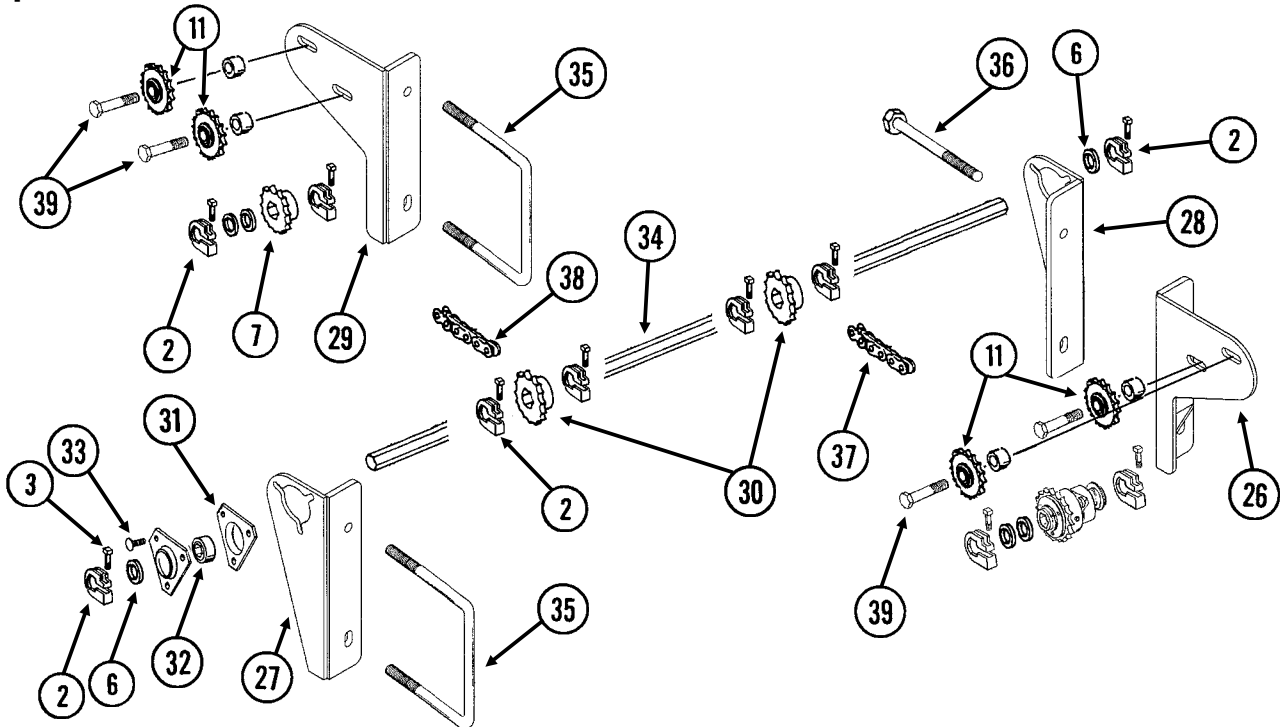
INTERPLANT® PUSH ROW UNIT DRIVE

(TWL33r/TWL247aa/TWL246bb)

L.H. Side Shown



Special Push Row Unit Drive Kit (For Use W/Frame Mounted Coulters On Pull Row Units)



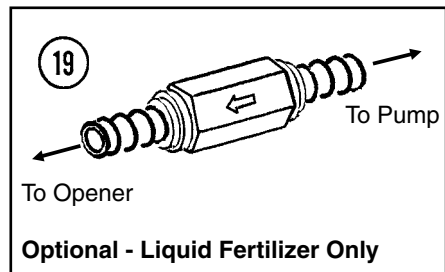
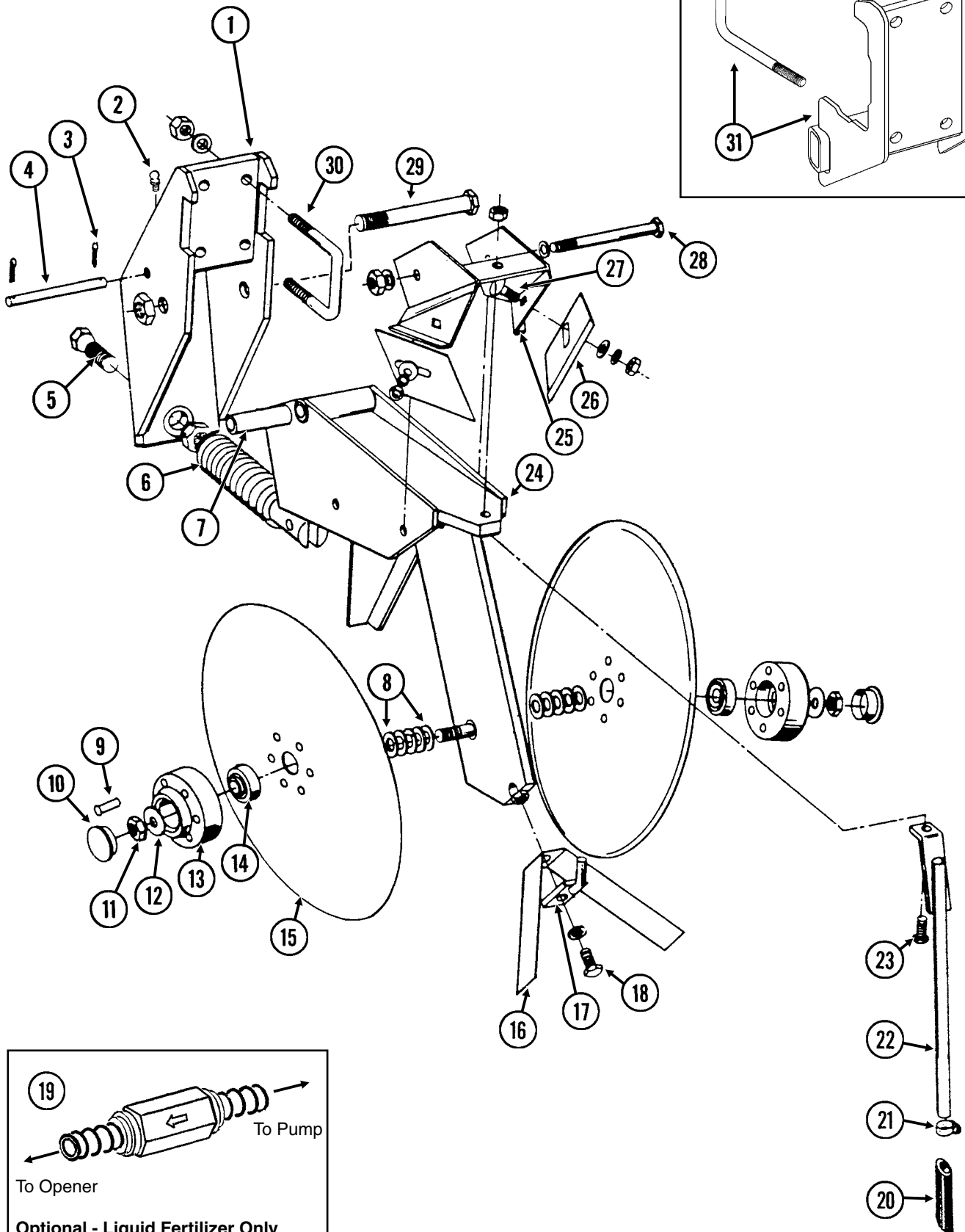
ITEM	PART NO.	QTY.	DESCRIPTION
1.	GD0914-48	1	Hex Shaft, 7/8" x 48" (No Holes), R.H. Center Frame, 12 Row 30" And 16 Row 30"
	GD0914-66	1-2	Hex Shaft, 7/8" x 66" (No Holes), L.H. Center Frame And R.H. Wing, 12 Row 30"/L.H. Center Frame, 16 Row 30"
	GD0914-76	1	Hex Shaft, 7/8" x 76" (No Holes), L.H. Wing, 12 Row 30"
	GD0914-124	1	Hex Shaft, 7/8" x 124" (No Holes), R.H. Wing, 16 Row 30"
	GD0914-138	1	Hex Shaft, 7/8" x 138" (No Holes), L.H. Wing, 16 Row 30"

INTERPLANT® PUSH ROW UNIT DRIVE

ITEM	PART NO.	QTY.	DESCRIPTION
2.	GD11045	-	Lock Clamp
3.	G10130	-	Square Head Machine Bolt, 5/16"-18 x 1 3/4"
	G10923	-	Flange Nut, 5/16"-18, No Serration
4.	G10004	-	Hex Head Cap Screw, 3/8"-16 x 1 1/4"
	G10210	-	Washer, 3/8" USS
	G10229	-	Lock Washer, 3/8"
	G10101	-	Hex Nut, 3/8"-16
5.	GA2180	-	Hanger Bearing, 7/8" Hex Bore
6.	G10233	-	Machine Bushing, 1", 10 Gauge (As Required)
7.	GA5107	1	Sprocket, 19 Tooth
8.	GA9138	1	Mount
9.	GD8306	2	U-Bolt, 7" x 5" x 1/2"-13
	G10228	4	Lock Washer, 1/2"
	G10102	4	Hex Nut, 1/2"-13
10.	G10581	4	Hex Head Cap Screw, 1/2"-13 x 2 1/4"
	G10206	4	Washer, 1/2" SAE
	G10228	4	Lock Washer, 1/2"
	G10102	4	Hex Nut, 1/2"-13
11.	GA7154	4	Sprocket W/Bearing, 18 Tooth
12.	GD9229	4	Spacer, 1 1/4" O.D. x 1/2" Long (If Applicable)
13.	G3310-226	1	Chain, No. 40, 226 Pitch Including Connector Link
	GR0912	-	Connector Link, No. 40
14.	G10968	1	Spring Pin, 3/32" x 7/16"
15.	GR1406	1	Bushing
16.	GR1412	1	Sprocket, 19 Tooth
17.	GR1405	1	Lock Collar
18.	G10535	1	Hex Socket Set Screw, 3/8"-16 x 3/4"
19.	GR1410	1	Pin
20.	GR1413	1	Spring
21.	GR1409	1	Knurled Collar
22.	GR1408	1	Compression Spring
23.	GR1407	1	Drive Shaft
24.	GR1411	1	Shim
25.	G10496	2	External Inverted Snap Ring, 1 1/2"
26.	GA10596	4	Idler Mount, R.H.
27.	GA10597	4	Idler Mount, L.H.
28.	GA10598	4	Bearing Mount, R.H.
29.	GA10599	4	Bearing Mount, L.H.
30.	GA5106	8	Sprocket, 17 Tooth
31.	G3400-01	16	Flangette
32.	G2100-03	8	Bearing, 7/8" Hex Bore, Spherical
33.	G10303	24	Carriage Bolt, 5/16"-18 x 1"
	G10219	24	Washer, 5/16" USS
	G10232	24	Lock Washer, 5/16"
	G10106	24	Hex Nut, 5/16"-18
34.	GD0914-30	4	Hex Shaft, 7/8" x 30" (No Holes)
35.	GD11721	12	U-Bolt, 5" x 7" x 1/2"-13
	G10216	-	Washer, 1/2" USS
	G10228	24	Lock Washer, 1/2"
	G10102	24	Hex Nut, 1/2"-13
36.	G11034	4	Hex Head Cap Screw, 1/2"-13 x 7"
	G10228	4	Lock Washer, 1/2"
	G10102	4	Hex Nut, 1/2"-13
37.	G3310-102	4	Chain, No. 40, 102 Pitch Including Connector Link
	GR0912	-	Connector Link, No. 40
38.	G3310-144	4	Chain, No. 40, 144 Pitch Including Connector Link
	GR0912	-	Connector Link, No. 40
39.	G10016	4	Hex Head Cap Screw, 1/2"-13 x 2"
	G10206	4	Washer, 1/2" SAE
	G10228	4	Lock Washer, 1/2"
	G10102	4	Hex Nut, 1/2"-13
40.	GD1719	1	Coupler, 4"
41.	GD0914-30	1	Hex Shaft, 7/8" x 30" (No Holes), Even-Row Push Row Unit, 12 Row 30" And 16 Row 30"
42.	GA11345	2	U-Joint, Female, 10 1/4"
43.	GA11344	2	U-Joint, Male, 12 1/4"
44.	G10688	8	Square Head Set Screw, 3/8"-16 x 5/8"
45.	GD14417	1	Hose Protector
A.	GA8092	-	Clutch Sprocket Assembly, 19 Tooth (Items 14-25)
B.	G1K269	-	Lock Clamp Kit (Items 2 And 3)

DOUBLE DISC FERTILIZER OPENER AND MOUNT

FOC007(PT25/A10119/FRTZ208)

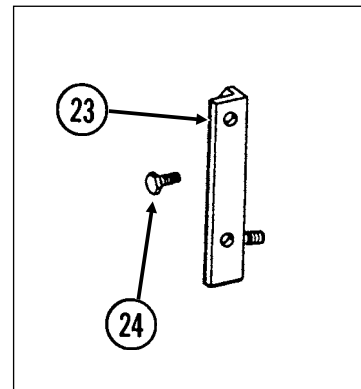
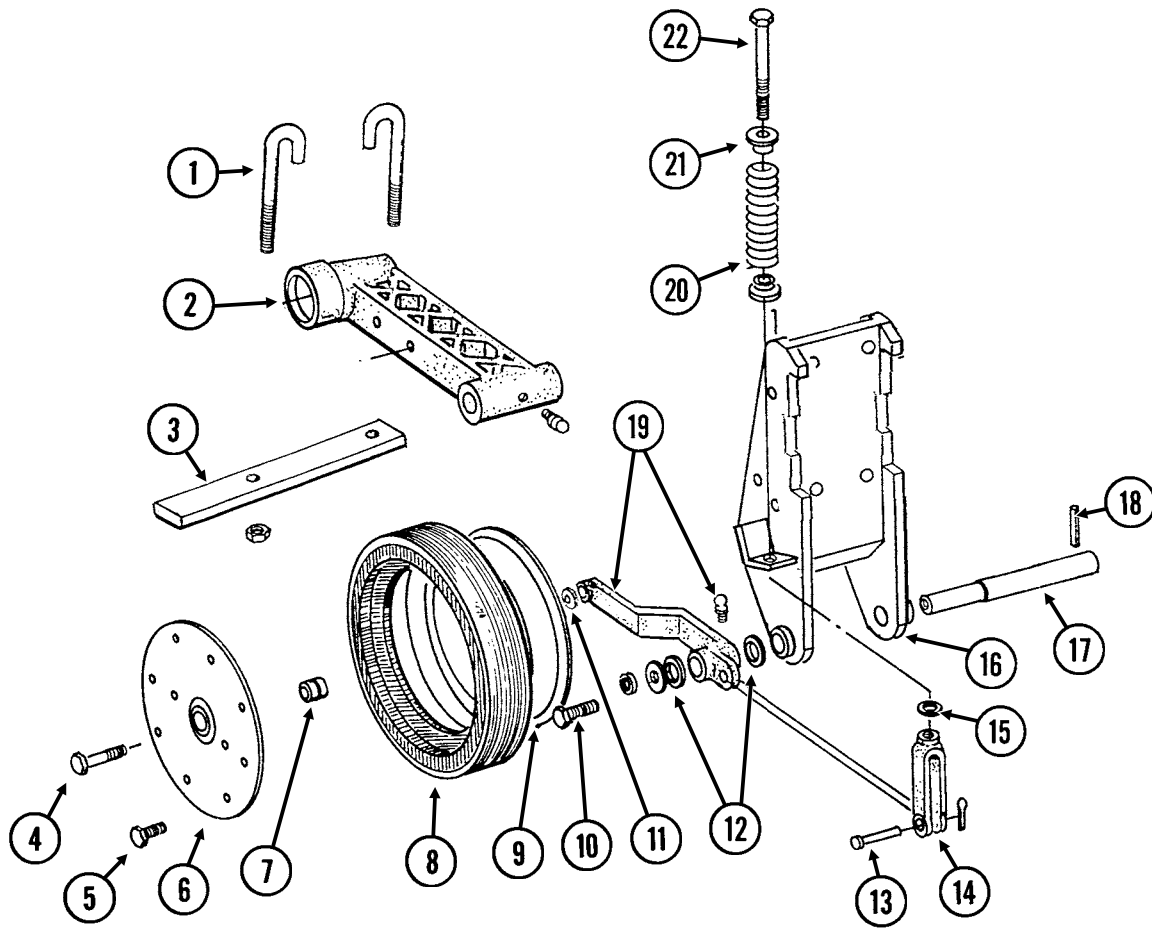


DOUBLE DISC FERTILIZER OPENER AND MOUNT

ITEM	PART NO.	QTY.	DESCRIPTION
		(Per Assy.)	
1.	GA8483	1	Bracket
2.	G10938	1	Grease Fitting, 1/4"-28, Taper Threads
3.	G10451	2	Cotter Pin, 1/8" x 1"
4.	GD1657	1	Lockup Pin
5.	GD0962	1	Hex Head Adjusting Bolt, 5/8"-18 x 3 1/4"
	G10499	1	Hex Jam Nut, 5/8"-18, Grade 2
6.	GA0328	1	Spring
7.	GD0487	1	Bushing, 4 1/64" I.D. x 3 1/2" Long
8.	G10213	-	Machine Bushing, 5/8" (.030" Thick)
9.	G10542	12	Rivet, 1/4" x 1 5/16"
10.	GD1132	2	Dust Cap
11.	G10503	1	Hex Jam Nut, 5/8"-11, Grade 2
	G10504	1	Hex Jam Nut, 5/8"-11, L.H. Threads, Grade 2
12.	G10204	2	Special Machine Bushing, 5/8" x 1" O.D.
13.	GB0134	2	Hub
14.	GA2014	2	Bearing
15.	GD11306	2	Disc Blade, 3.5 mm x 15"
16.	GD2589	1	Inner Scraper
17.	GA0312	1	Mount
18.	G10019	1	Hex Head Cap Screw, 5/16"-18 x 1"
	G10232	1	Lock Washer, 5/16"
19.	GA8983	-	Check Valve, Low Rate
20.	GD11705	-	Extension
21.	G10681	-	Hose Clamp, No. 6
22.	GA8685	-	Drop Tube, Liquid Fertilizer
23.	G10133	1	Hex Head Cap Screw, 5/16"-18 x 1 1/2"
	G10221	1	Washer, 5/16" SAE
	G10109	1	Lock Nut, 5/16"-18, Grade 8
24.	GA9195	1	Shank
25.	GA0810	1	Scraper Mount
26.	GD1673	2	Scraper
27.	G10305	2	Carriage Bolt, 3/8"-16 x 1"
	G10210	2	Washer, 3/8" USS
	G10229	2	Lock Washer, 3/8"
	G10101	2	Hex Nut, 3/8"-16
28.	G10045	1	Hex Head Cap Screw, 1/2"-13 x 4 1/2"
	G10111	1	Lock Nut, 1/2"-13
29.	G10046	1	Hex Head Cap Screw, 5/8"-11 x 5"
	G10107	1	Lock Nut, 5/8"-11
30.	GD13287	2	U-Bolt, 1 1/2" x 2 1/2" x 1/2"-13
	G10228	4	Lock Washer, 1/2"
	G10102	4	Hex Nut, 1/2"-13
31.	GA10119	1	Mount W/U-Bolts
	GD1113	2	U-Bolt, 5" x 7" x 5/8"-11
	G10230	4	Lock Washer, 5/8"
	G10104	4	Hex Nut, 5/8"-11
A.	GA8845	-	Disc Blade And Bearing Assembly (Items 9 And 13-15)

HD SINGLE DISC FERTILIZER OPENER (Soil Press Wheel)

(TWL35d/TWL35b)

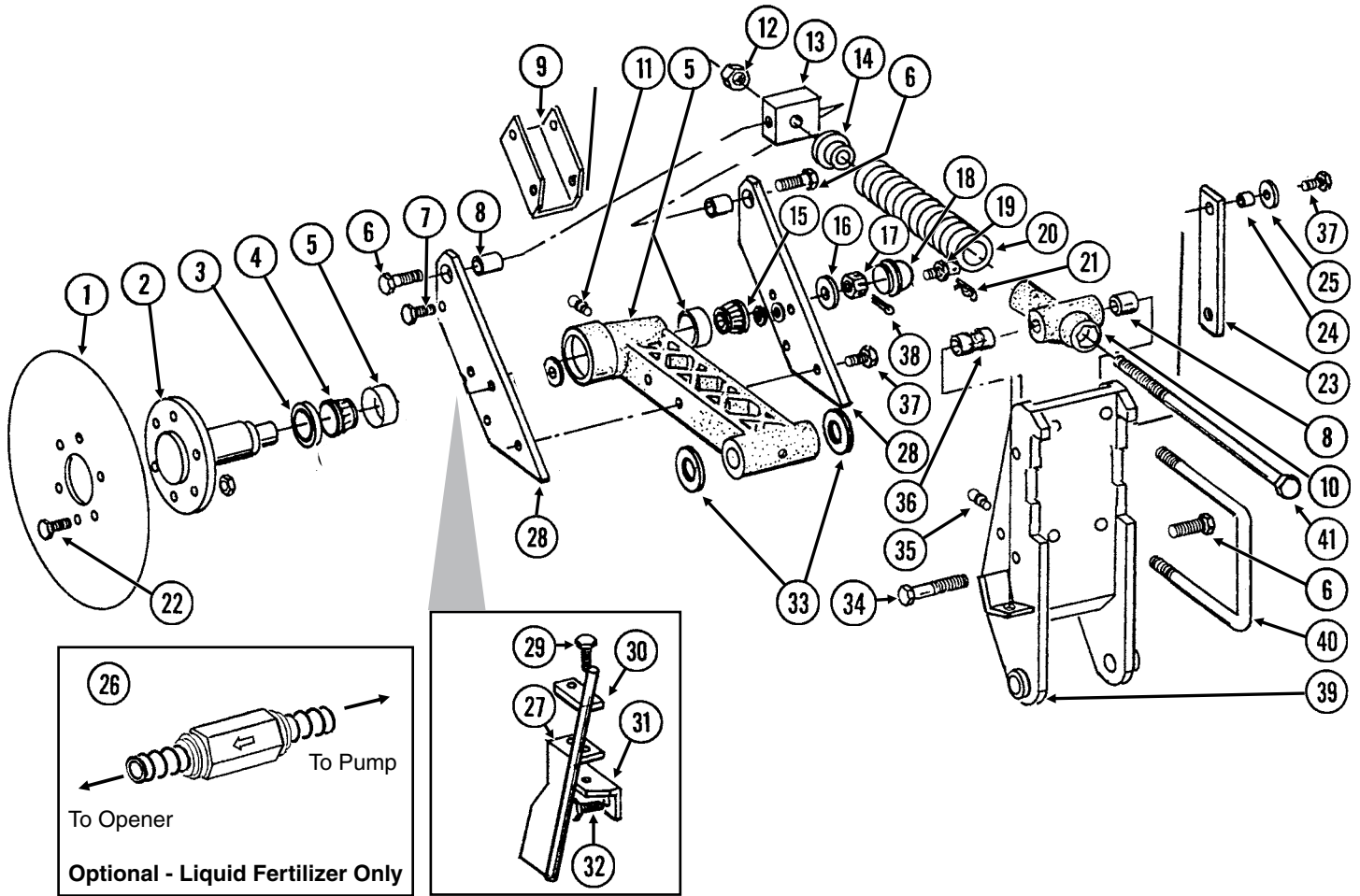


HD SINGLE DISC FERTILIZER OPENER (Soil Press Wheel)

ITEM	PART NO.	QTY. (Per Assy.)	DESCRIPTION
1.	GD9705	2	J-Bolt, 1/2"-13
	G10228	2	Lock Washer, 1/2"
	G10102	2	Hex Nut, 1/2"-13
2.		-	See "HD Single Disc Fertilizer Opener (Blade And Drop Tube)", Pages P122 And P123
3.	GD9706	1	Lockup Bar
4.	G10010	1	Hex Head Cap Screw, 5/8"-11 x 3"
5.	G10961	11	Flanged Whiz Lock Screw, 5/16"-18 x 5/8", No Serration
	G10620	11	Serrated Flange Nut, 5/16"-18
6.	GD11954	1	Half Wheel Cover, Nylon
7.	GA6171	1	Bearing
8.	GD11953	1	Offset Tire
9.	GD11423	1	Half Wheel
10.	G10438	1	Hex Head Cap Screw, 1/2"-13 x 3/4"
	G10228	1	Lock Washer, 1/2"
	G10216	1	Washer, 1/2" USS
11.	G10230	1	Lock Washer, 5/8"
12.	G10526	10	Machine Bushing, 1" (.048" Thick)
13.	G10560	1	Clevis Pin, 1/2" x 1 3/4"
	G10456	1	Cotter Pin, 1/8" x 3/4"
14.	GD8218	1	Yoke
15.	G10205	1	Washer, 5/8" SAE
16.		-	See "HD Single Disc Fertilizer Opener (Blade And Drop Tube)", Pages P122 And P123
17.	GD7911	1	Pivot Pin
18.	G10610	1	Spring Pin, 3/8" x 2"
19.	GA8306	-	Wheel Arm W/Grease Fitting, R.H.
	GA8305	1	Wheel Arm W/Grease Fitting, L.H. (Shown)
	G10640	1	Grease Fitting, 1/4"-28
20.	GD8308	1	Spring
21.	GB0212	2	Spring Washer
22.	GD9709	1	Special Bolt
23.	GA6345	-	Mounting Angle, L.H. (As Required) (Shown)
	GA6344	-	Mounting Angle, R.H. (As Required)
24.	G10005	-	Hex Head Cap Screw, 5/8"-11 x 1 3/4"
	G10230	-	Lock Washer, 5/8"
	G10104	-	Hex Nut, 5/8"-11
A.	G1K215	-	Lockup Kit (Items 1 And 3)
B.	GA8877	-	Gauge Wheel Complete (Items 5-9)

HD SINGLE DISC FERTILIZER OPENER (Blade And Drop Tube)

FOC016/FOC007/FOC019(PT27c/FRTZ208)



ITEM	PART NO.	QTY.	DESCRIPTION
		(Per Assy.)	
1.	GD7900	1	Disc Blade, 18"
	GD8247	-	Disc Blade, 20" (Optional)
2.	GB0205	1	Spindle
3.	GA4286	1	Seal
4.	GA4287	1	Bearing
5.	GA5887	1	Arm W/Cups And Washers
	GD6553	-	Inner Cup
	GR0188	-	Outer Cup
	G10205	3	Washer, 5/8" SAE
6.	G10007	3	Hex Head Cap Screw, 5/8"-11 x 1 1/2"
7.	G10001	2	Hex Head Cap Screw, 3/8"-16 x 1"
	G10108	2	Lock Nut, 3/8"-16
8.	GB0218	3	Bushing, 2 1/32" I.D. x 7/8" O.D. x 1 19/32" Long
9.	GD8238	1	Channel
10.	GB0206	1	Rod Guide
11.	G10641	2	Grease Fitting, 1/8" NPT
12.	G10105	3	Hex Nut, 3/4"-10
13.	GD7908	1	Tap Block
14.	GB0213	1	Spring Seat
15.	GA0237	1	Bearing
16.	G10220	1	Machine Bushing, 1 1/16", 10 Gauge
17.	G10507	1	Slotted Nut, 1"-14
18.	GD1104	1	Dust Cap

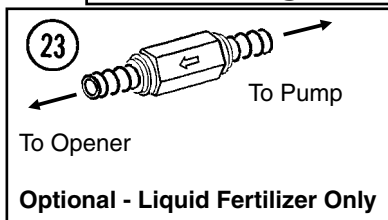
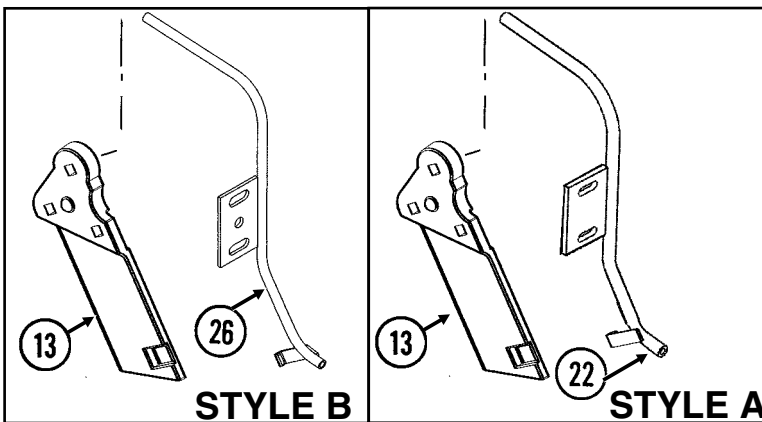
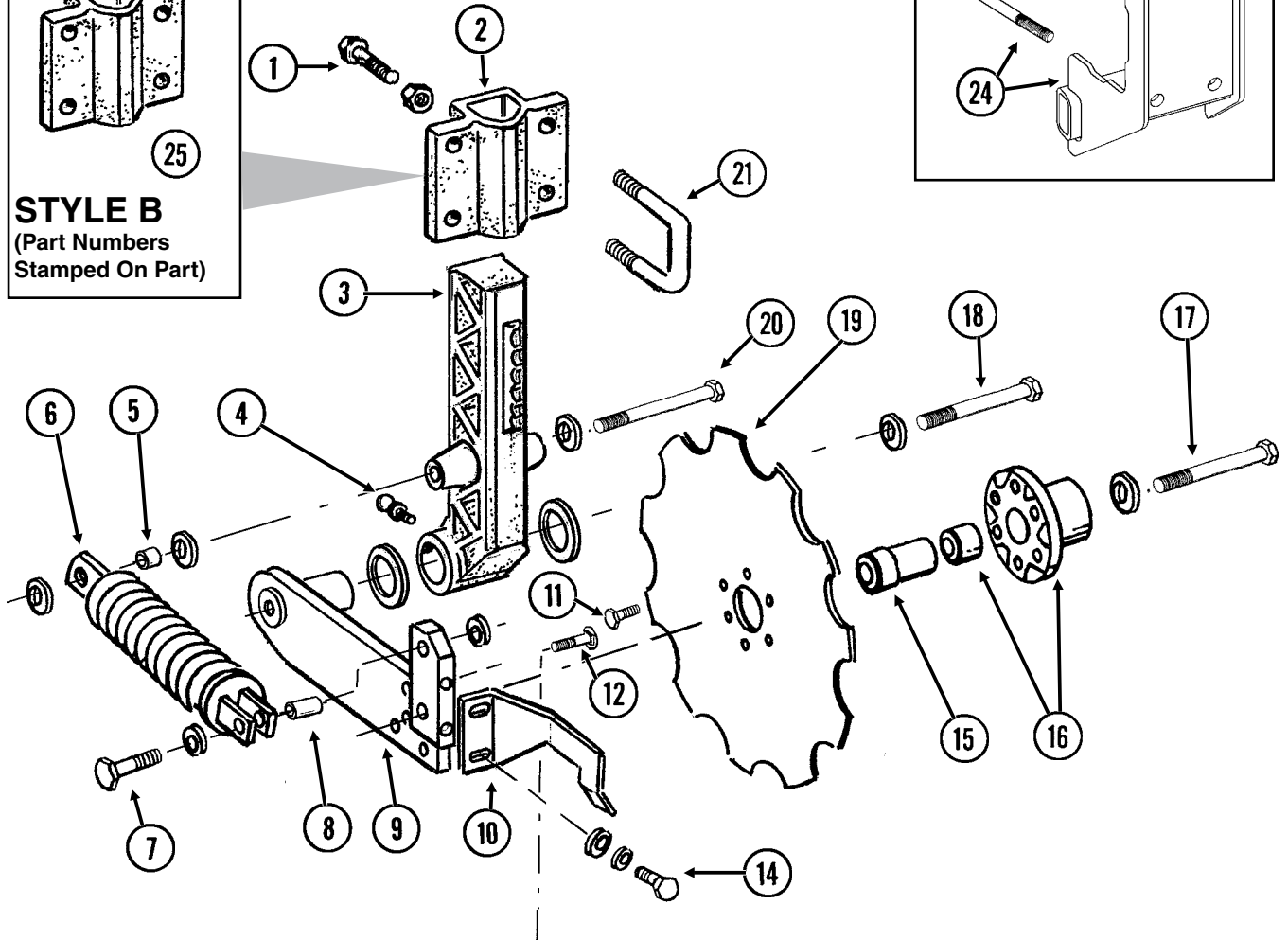
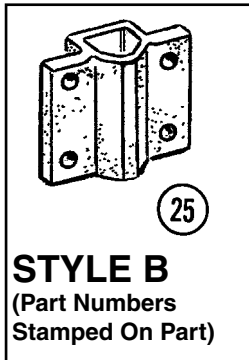
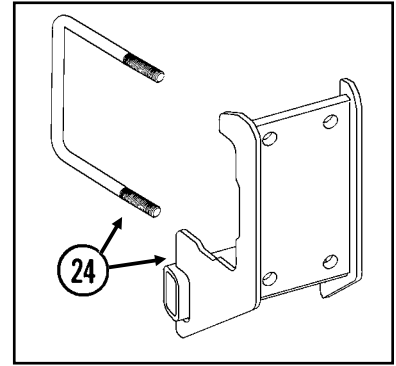
HD SINGLE DISC FERTILIZER OPENER (Blade And Drop Tube)

ITEM	PART NO.	QTY.	DESCRIPTION
		(Per Assy.)	
19.	GD8276	1	Pin
	G10237	1	Lock Washer, 7/16"
	G10100	1	Hex Nut, 7/16"-14
20.	GD10273	1	Compression Spring
21.	G10592	1	Hair Pin Clip, No. 11
22.	G10594	6	Bolt, 1/2"-13 x 1 1/2"
	G10111	6	Lock Nut, 1/2"-13
23.	GD8239	1	Storage Strap
24.	GD7904-02	1	Sleeve, 1/2" x 1/2" Long
25.	G10216	3	Washer, 1/2" USS
26.	GA8983	-	Check Valve, Low Rate
27.	GA8689	1	Drop Tube, L.H., Liquid Fertilizer (Shown)
	GA8688	-	Drop Tube, R.H., Liquid Fertilizer
28.	GD8224	2	Bar
29.	G10004	2	Hex Head Cap Screw, 3/8"-16 x 1 1/4"
	G10229	2	Lock Washer, 3/8"
30.	GD10487	1	Clamp
31.	GD10304	-	Angle, R.H.
	GD10303	1	Angle, L.H. (Shown)
32.	G10016	2	Hex Head Cap Screw, 1/2"-13 x 2"
	G10111	2	Lock Nut, 1/2"-13
33.	G10322	-	Machine Bushing, 1 1/4", 18 Gauge (As Required)
34.	G10862	1	Hex Head Cap Screw, 5/8"-11 x 3 1/4"
	G10205	2	Washer, 5/8" SAE
	G10230	1	Lock Washer, 5/8"
35.	G10640	1	Grease Fitting, 1/4"-28
36.	GD10242	1	Bushing, 2 1/4"
37.	G10039	5	Hex Head Cap Screw, 1/2"-13 x 1 3/4"
	G10111	5	Lock Nut, 1/2"-13
38.	G10459	1	Cotter Pin, 3/16" x 1 1/2"
39.	GA7240	-	Opener Mount, R.H.
	GA7239	1	Opener Mount, L.H. (Shown)
40.	GD1113	2	U-Bolt, 5" x 7" x 5/8"-11
	G10230	4	Lock Washer, 5/8"
	G10104	4	Hex Nut, 5/8"-11
41.	GD7907	1	Special Bolt

NOTCHED SINGLE DISC FERTILIZER OPENER

FOC018(A10119/FRTZ209qQ/FRTZ208/B0405)

STYLE A
(Part Number
Stamped On Part)

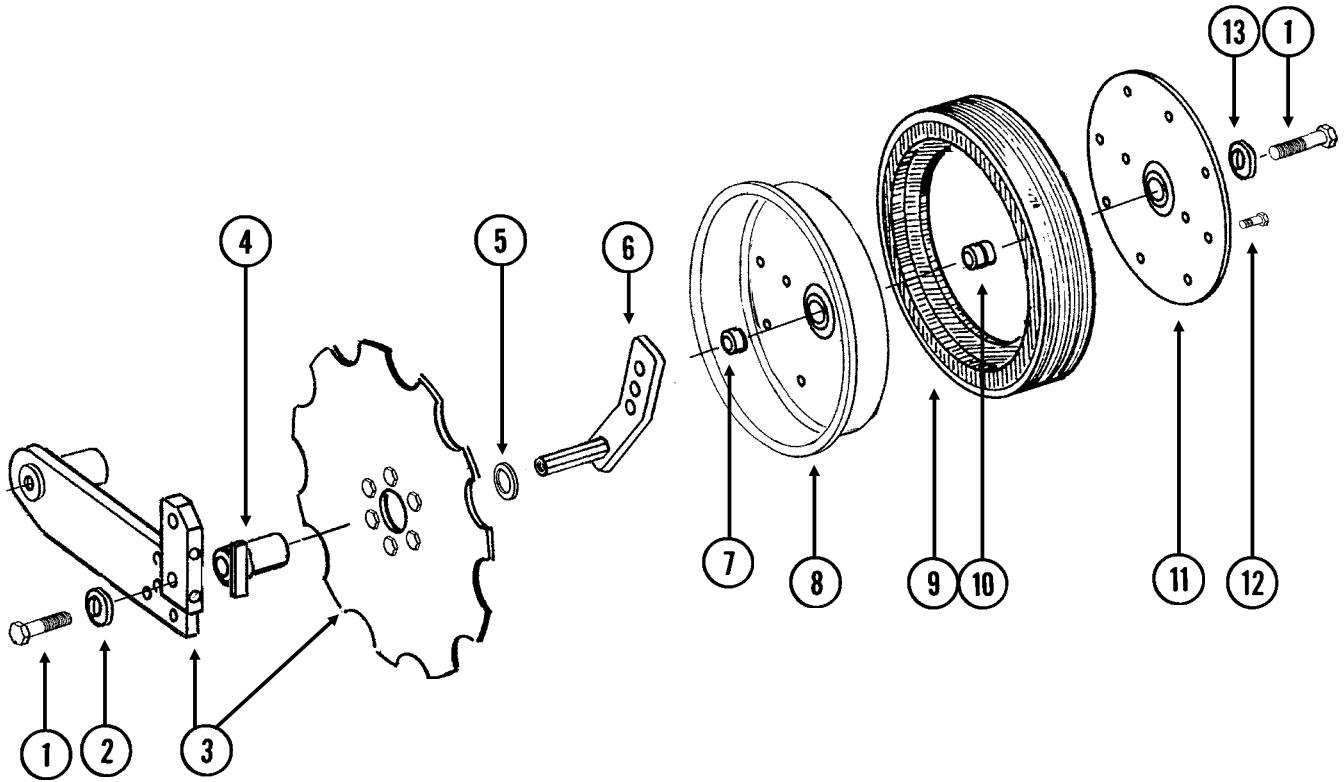


NOTCHED SINGLE DISC FERTILIZER OPENER

ITEM	PART NO.	QTY.	DESCRIPTION
(Per Assy.)			
1.	G10017	3	Hex Head Cap Screw, 1/2"-13 x 1 1/2"
	G10102	3	Hex Nut, 1/2"-13
2.	GB0297	1	Mount
3.	GB0296	1	Arm, 13 1/2"
4.	G10640	1	Grease Fitting, 1/4"-28
5.	GD12685	1	Bushing, 3/4" O.D. x 1/2" Long
6.	GA6966	1	Compression Spring Assembly
7.	G10047	1	Hex Head Cap Screw, 3/8"-16 x 1 3/4"
	G10210	2	Washer, 3/8" USS
	G10108	1	Lock Nut, 3/8"-16
8.	GD1026	1	Sleeve, 1 3/16" Long
9.	GA9433	1	Pivot Arm, L.H. (Shown)
	GA9434	-	Pivot Arm, R.H.
10.	GD11557	1	Scraper, L.H. (Shown)
	GD11558	-	Scraper, R.H.
11.	G10002	6	Hex Head Cap Screw, 3/8"-16 x 3/4"
12.	G10306	3	Carriage Bolt, 3/8"-16 x 2"
	G10108	3	Lock Nut, 3/8"-16
13.	GB0323	1	Knife, L.H. (Shown)
	GB0322	-	Knife, R.H.
14.	G10991	2	Hex Head Cap Screw, 5/16"-18 x 7/8"
	G10232	2	Lock Washer, 5/16"
	G10219	6	Washer, 5/16" USS
15.	GD12679	1	Stepped Spacer, 3" Long
16.	GA9437	1	Hub W/Bearing
	GA8603	-	Double Row Bearing
17.	G10011	1	Hex Head Cap Screw, 5/8"-11 x 5 1/2"
	GD12677	1	Washer, 1 1/2" O.D., 7 Gauge, Hardened
	G10107	1	Lock Nut, 5/8"-11
18.	G10046	1	Hex Head Cap Screw, 5/8"-11 x 5"
	G10217	1	Washer, 5/8" USS
	G10450	2	Machine Bushing, 1 1/2", 18 Gauge (As Required)
	G10107	1	Lock Nut, 5/8"-11
19.	GD12676	1	Disc Blade, Notched, 16 3/4"
20.	G10871	1	Hex Head Cap Screw, 1/2"-13 x 6"
	G10206	3	Washer, 1/2" SAE
	G10111	1	Lock Nut, 1/2"-13
21.	GD13287	2	U-Bolt, 1 1/2" x 2 1/2" x 1/2"-13
	G10228	4	Lock Washer, 1/2"
	G10102	4	Hex Nut, 1/2"-13
22.	GA10213	-	Drop Tube, L.H., Liquid Fertilizer (Shown)
	GA10214	1	Drop Tube, R.H., Liquid Fertilizer
23.	GA8983	-	Check Valve, Low Rate
24.	GA10119	1	Mount W/U-Bolts
	GD1113	2	U-Bolt, 5" x 7" x 5/8"-11
	G10230	4	Lock Washer, 5/8"
	G10104	4	Hex Nut, 5/8"-11
25.	GB0405	1	Mount, L.H. (Shown)
	GB0400	-	Mount, R.H.
26.	GA12108	1	Drop Tube, Liquid Fertilizer (Shown)
	GA12109	-	Drop Tube, Liquid Fertilizer

DEPTH/GAUGE WHEEL ATTACHMENT FOR NOTCHED SINGLE DISC FERTILIZER OPENER

(FRTZ209u)

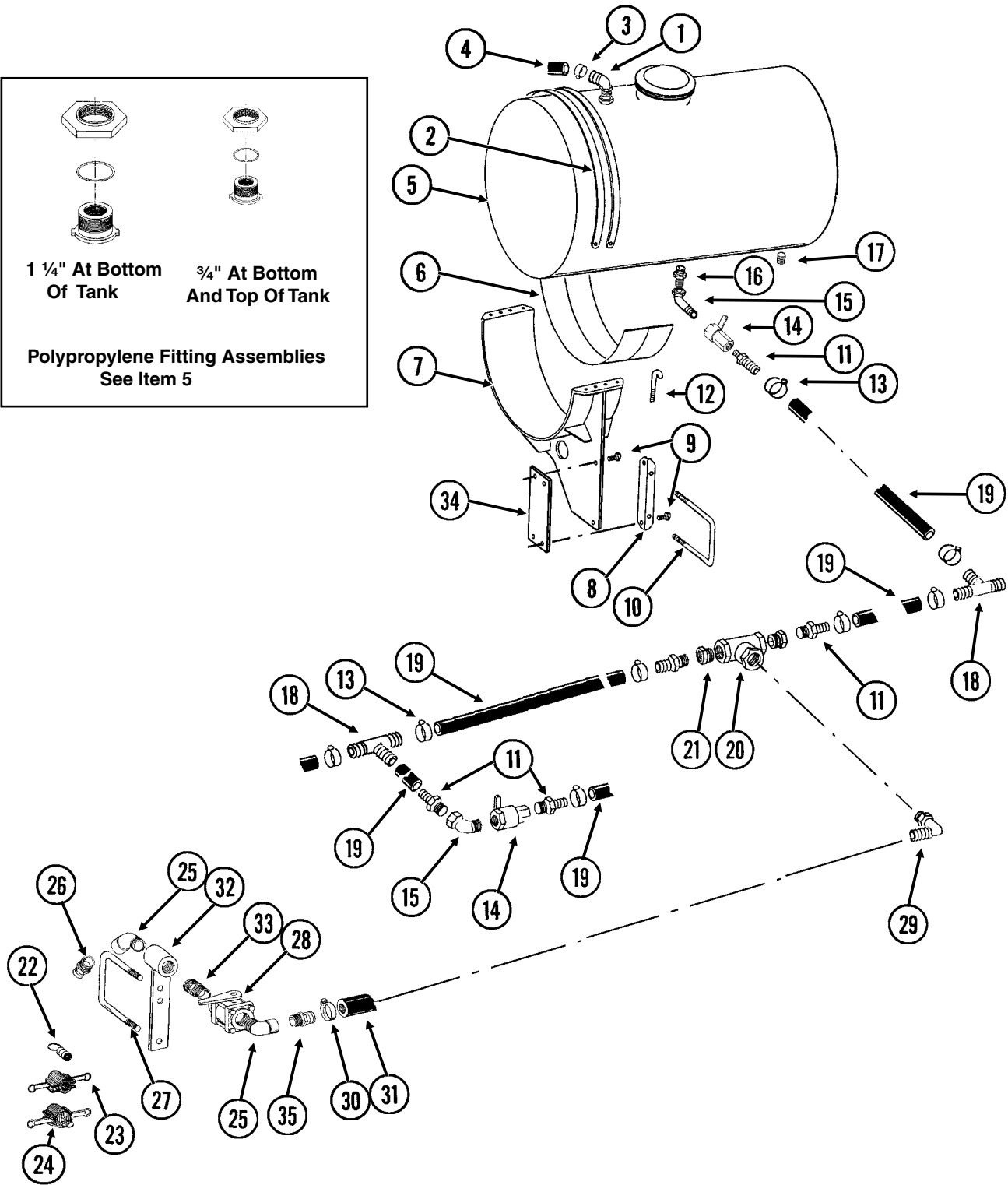
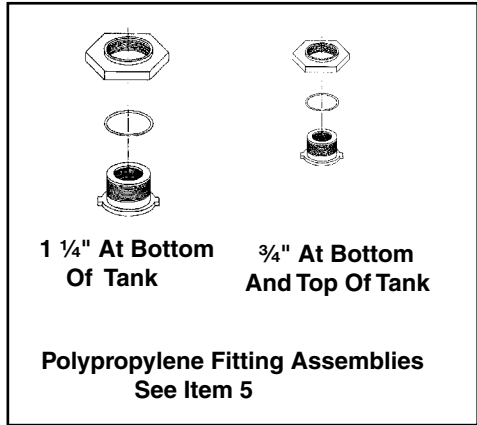


DEPTH/GAUGE WHEEL ATTACHMENT FOR NOTCHED SINGLE DISC FERTILIZER OPENER

ITEM	PART NO.	QTY.	DESCRIPTION
		(Per Assy.)	
1.	G10010	2	Hex Head Cap Screw, 5/8"-11 x 3"
2.	GD7805	1	Special Washer, 5/8", Hardened
3.		-	See "Notched Single Disc Fertilizer Opener", Pages P124 And P125
4.	GA9472	1	Blade Mount
5.	G10233	1	Machine Bushing, 1", 10 Gauge
6.	GA10037	1	Wheel Mount, L.H. (Shown)
	GA10036	1	Wheel Mount, R.H.
7.	GD13309	1	Spacer
8.	GD11423	1	Half Wheel
9.	GD11953	1	Offset Tire
10.	GA6171	1	Bearing
11.	GD11954	1	Half Wheel Cover, Nylon
12.	G10961	11	Flanged Whiz Lock Screw, 5/16"-18 x 3/4", No Serration
	G10620	11	Serrated Flange Nut, 5/16"-18
13.	G10204	1	Special Machine Bushing, 5/8" x 1" O.D. (As Required)
A.	GA8877	-	Gauge Wheel Complete (Items 8-12)

LIQUID FERTILIZER TANKS, SADDLES, SADDLE MOUNTS AND HOSES (SDS Planters)

LFC021/LFC023/LFC030/LFC012(FRTZ2011/FRTZ227)

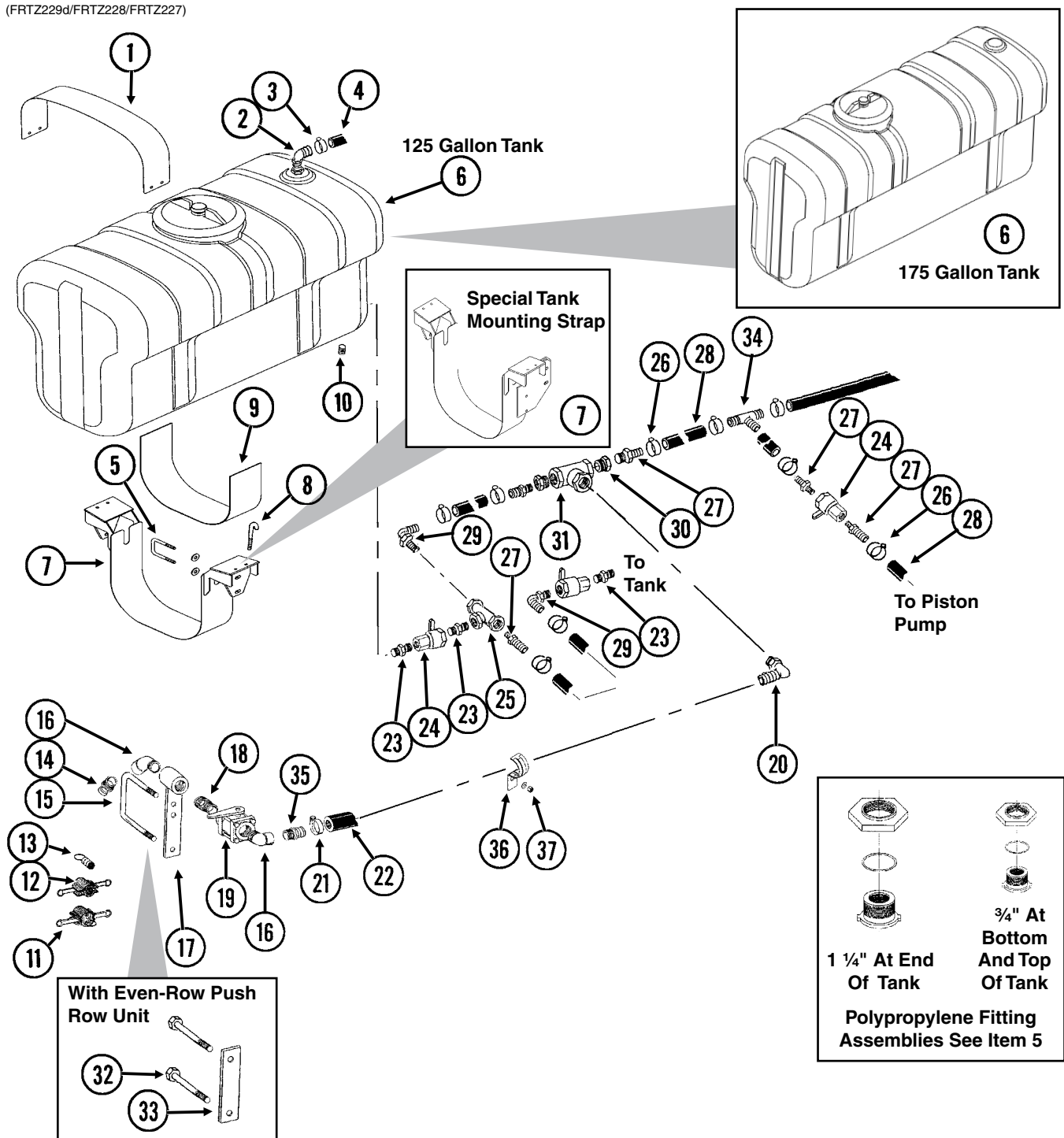


LIQUID FERTILIZER TANKS, SADDLES, SADDLE MOUNTS AND HOSES (SDS Planters)

ITEM	PART NO.	QTY.	DESCRIPTION
1.	G10917	4	Elbow, 90°, ¾" NPT To Barb
2.	GD1520	16	Band, 30" (4 Per Tank)
3.	G10278	4	Hose Clamp, No. 16
4.	G4205-11	-	Hose, ¾" x 72" (One Per Tank)
5.	GA9905	4	Tank W/Lid And Fittings, 30" x 150 Gallon
	GR1678	-	Lid W/Vent, 8" (Top Of Tank)
	GR0513	-	¾" Polypropylene Fitting Assembly (Overflow Fitting, Nut, Bushing And O-Ring) (Top And Bottom Of Tank)
	GR1397	-	Overflow Fitting
	GR0508	-	1 ¼" Polypropylene Fitting Assembly (Nut, Bushing And O-Ring) (Bottom Of Tank)
6.	GD1862	2	Pad, 8" x 14" (For Two 30" Tanks)
7.	GA9671	8	Tank Mount (2 Per Tank)
8.	GD10110	8	Mounting Angle (2 Per Tank)
9.	G10007	24	Hex Head Cap Screw, ⅝"-11 x 1 ½"
	G10230	24	Lock Washer, ⅝"
	G10104	24	Hex Nut, ⅝"-11
10.	GD1747	8	U-Bolt, 5" x 7" x ¾"-10
	G10231	16	Lock Washer, ¾"
	G10105	16	Hex Nut, ¾"-10
11.	G10626	10	Adapter, 1 ¼" NPT To Barb
12.	GD1337	32	J-Bolt, ⅝"-18 (8 Per Tank)
	G10109	32	Lock Nut, ⅝"-18, Grade 8 (8 Per Tank)
13.	G10674	24	Hose Clamp, No. 24
14.	GA4976	5	Shutoff Valve, 1 ¼" NPT
	GR1015	-	Body O-Ring
	GR1016	-	Stem O-Ring
	GR1017	-	Teflon Seat
	GR1018	-	Ball
	GR1019	-	Handle
15.	G10887	5	Elbow, 90°, 1 ¼" Male NPT To Female
16.	G10619	4	Close Nipple, 1 ¼" NPT
17.	G10096	4	Pipe Plug, ¾" NPT
18.	G10633	3	Tee, 1 ¼" Barb
19.	G4200-03	1	Hose, 1 ¼" x 32', 12 Row 30"
	G4200-06	-	Hose, 1 ¼" x 40', 16 Row 30"
20.	G10888	1	Tee, 2" Female NPT
21.	G10616	2	Reducing Bushing, 2" Male NPT To 1 ¼" Female
22.	GD10777	1	Dust Plug, 2" Male Cam Lock
23.	GD3622	1	Adapter, 2" Female NPT To Cam Lock
24.	GD3951	1	Dust Cap, 2" Cam Lock
25.	G10889	2	Elbow, 45°, 2" Male NPT To Female
26.	GD3623	1	Adapter, 2" Male NPT To Cam Lock
27.	GD1113	1	U-Bolt, 5" x 7" x ⅝"-11
	G10230	2	Lock Washer, ⅝"
	G10104	2	Hex Nut, ⅝"-11
28.	GA2660	1	Shutoff Valve, 2" NPT
29.	G10630	1	Elbow, 90°, 2" NPT To Barb
30.	G10676	2	Hose Clamp, No. 36, Stainless Steel
31.	G4201-03	1	Hose, 2" x 18'
32.	GA7845	1	Quick Fill Mount, 2"
33.	G10623	1	Close Nipple, 2" NPT
34.	GD13648	4	Plate, 4" x 10 ½" (Outboard Tanks Only)
35.	G10628	1	Adapter, 2" NPT To Barb

LIQUID FERTILIZER TANKS, SADDLES, SADDLE MOUNTS AND HOSES (Conventional Planters)

(FRTZ229d/FRTZ228/FRTZ227)



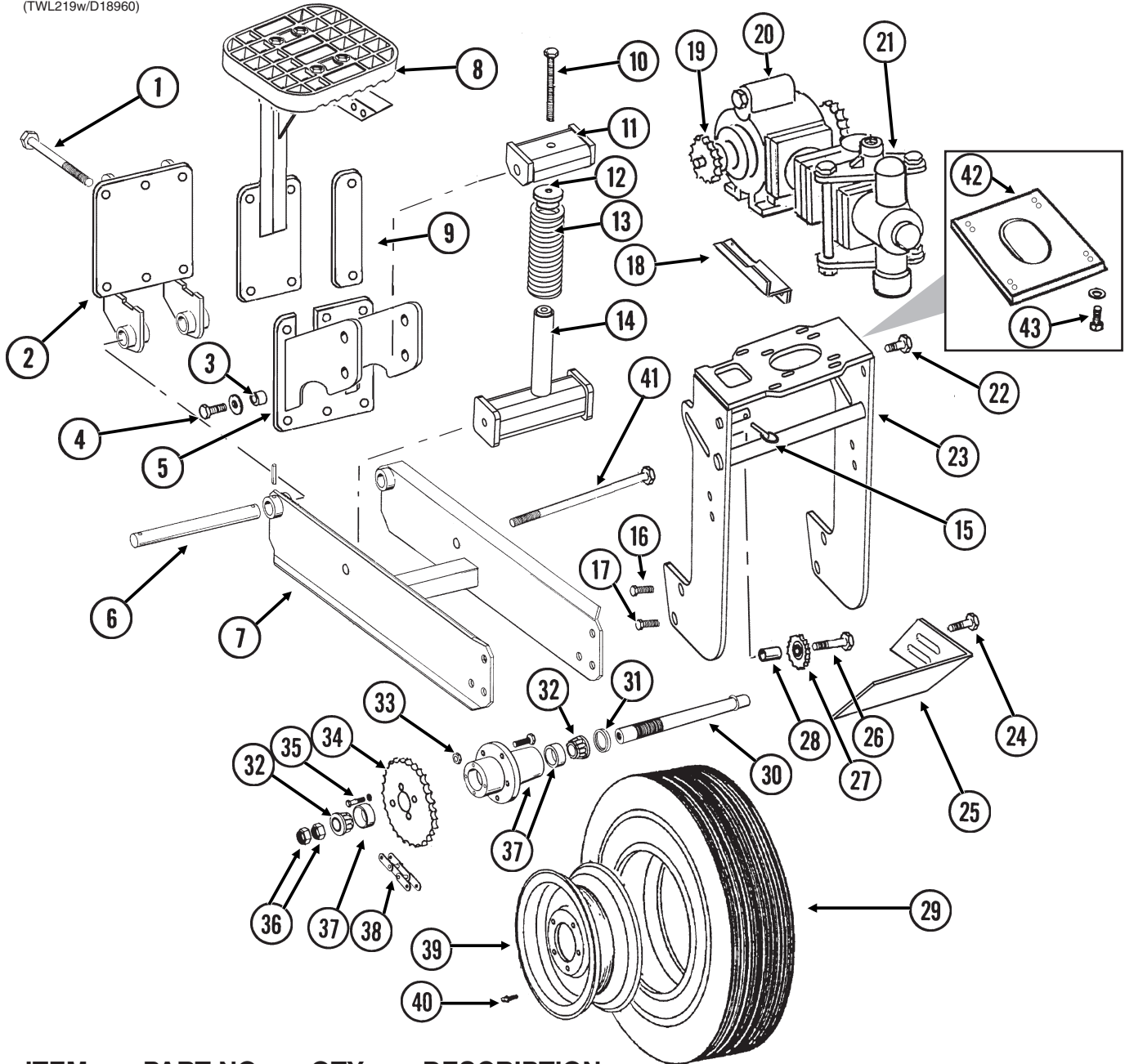
ITEM	PART NO.	QTY.	DESCRIPTION
1.	GA10109	8	Tank Band, 42 3/4" (2 Per Tank)
2.	G10917	4	Elbow, 90°, 3/4" NPT To Barb
3.	G10278	4	Hose Clamp, No. 16
4.	G4205-11	-	Hose, 3/4" x 72" (One Per Tank)
5.	GD1138	16	U-Bolt, 2 1/2" x 2 1/2" x 1/2"-13
	G10216	32	Washer, 1/2" USS
	G10228	32	Lock Washer, 1/2"
	G10102	32	Hex Nut, 1/2"-13

LIQUID FERTILIZER TANKS, SADDLES, SADDLE MOUNTS AND HOSES (Conventional Planters)

ITEM	PART NO.	QTY.	DESCRIPTION
6.	GA10034	-	Tank W/Lid And Fittings, 24" x 125 Gallon (12 Row 30" - Qty. 4) (16 Row 30" - Qty. 2)
	GA10035	-	Tank W/Lid And Fittings, 24" x 175 Gallon (16 Row 30" - Qty. 2)
	GR1702	-	Lid/Fillwell, 8" (Top Of Tank)
	GR1708	-	¾" Bulkhead Fitting Assembly (Overflow Fitting, Nut, Bushing And O-Ring) (Top And Bottom Of Tank)
	GR1709	-	1 ¼" Bulkhead Fitting Assembly (Nut, Bushing And O-Ring) (End Of Tank)
	GR1686	-	Lanyard, 12 ½" (Top Of Tank)
7.	GA10833	4	Long Tank Mounting Strap
	GA10834	3	Short Tank Mounting Strap
	GA10835	1	Special Tank Mounting Strap
8.	GD1337	32	J-Bolt, ⅝"-18 (8 Per Tank)
	G10109	32	Lock Nut, ⅝"-18, Grade 8 (8 Per Tank)
9.	GD14517	2	Tank Pad, 6" x 16"
10.	G10096	4	Pipe Plug, ¾" NPT
11.	GD3951	1	Dust Cap, 2" Cam Lock
12.	GD3622	1	Adapter, 2" Female NPT To Cam Lock
13.	GD10777	1	Dust Plug, 2" Male Cam Lock
14.	GD3623	1	Adapter, 2" Male NPT To Cam Lock
15.	GD1113	1	U-Bolt, 5" x 7" x ⅝"-11
	G10230	2	Lock Washer, ⅝"
	G10104	2	Hex Nut, ⅝"-11
16.	G10889	2	Elbow, 45°, 2" Male NPT To Female
17.	GA7845	1	Quick Fill Mount, 2"
18.	G10623	1	Close Nipple, 2" NPT
19.	GA2660	1	Shutoff Valve, 2" NPT
20.	G10630	1	Elbow, 90°, 2" NPT To Barb
21.	G10676	2	Hose Clamp, No. 36, Stainless Steel
22.	G4201-03	1	Hose, 2" x 18'
23.	G10619	6	Close Nipple, 1 ¼" NPT
24.	GA4976	5	Shutoff Valve, 1 ¼" NPT
	GR1015	-	Body O-Ring
	GR1016	-	Stem O-Ring
	GR1017	-	Teflon Seat
	GR1018	-	Ball
	GR1019	-	Handle
25.	G10719	2	Tee, 1 ¼" Female NPT
26.	G10674	-	Hose Clamp, No. 24
27.	G10626	6	Adapter, 1 ¼" NPT To Barb
28.	G4200-03	1	Hose, 1 ¼" x 32', 12 Row 30"
	G4200-06	-	Hose, 1 ¼" x 40', 16 Row 30"
29.	G10629	4	Elbow, 90°, 1 ¼" NPT To Barb
30.	G10616	2	Reducing Bushing, 2" Male NPT To 1 ¼" Female
31.	G10888	1	Tee, 2" Female NPT
32.	G10046	2	Hex Head Cap Screw, ⅝"-11 x 5"
	G10230	2	Lock Washer, ⅝"
	G10104	2	Hex Nut, ⅝"-11
33.	GD14522	1	Plate, 2" x 9 ⅝"
34.	G10633	1	Tee, 1 ¼" Barb
35.	G10628	1	Adapter, 2" NPT To Barb
36.	GD11235	4	Hose Clamp, 2"
37.	G10203	4	Washer, ⅜" SAE
	G10108	4	Lock Nut, ⅜"-16

LIQUID FERTILIZER PISTON PUMP MOUNT/DRIVE

(TWL219w/D18960)



ITEM	PART NO.	QTY.	DESCRIPTION
1.	G10830	6	Hex Head Cap Screw, 5/8"-11 x 7 1/2"
	G10230	6	Lock Washer, 5/8"
	G10104	6	Hex Nut, 5/8"-11
2.	GA9711	1	Wheel Arm Mount
3.	GB0218	2	Bushing, 2 1/32" I.D. x 7/8" O.D. x 1 9/32" Long
4.	G10005	2	Hex Head Cap Screw, 5/8"-11 x 1 3/4"
	GD7805	2	Special Washer, 5/8", Hardened
	G10107	2	Lock Nut, 5/8"-11
5.	GA9712	1	Spring Mount
6.	GD2681	1	Pin, 1 1/4" x 13 1/2"
	G10460	2	Cotter Pin, 1/4" x 2"
7.	GA10621	1	Arm W/Grease Fittings
	G10641	2	Grease Fitting, 1/8" NPT
8.	-	-	See "Bulk Seed Hopper Catwalk", Pages P12 And P13
9.	GD13766	1	Spacer Plate (SDS Only)
10.	G10012	1	Hex Head Cap Screw, 5/8"-11 x 6 1/2"
	GD7805	1	Special Washer, 5/8", Hardened P132

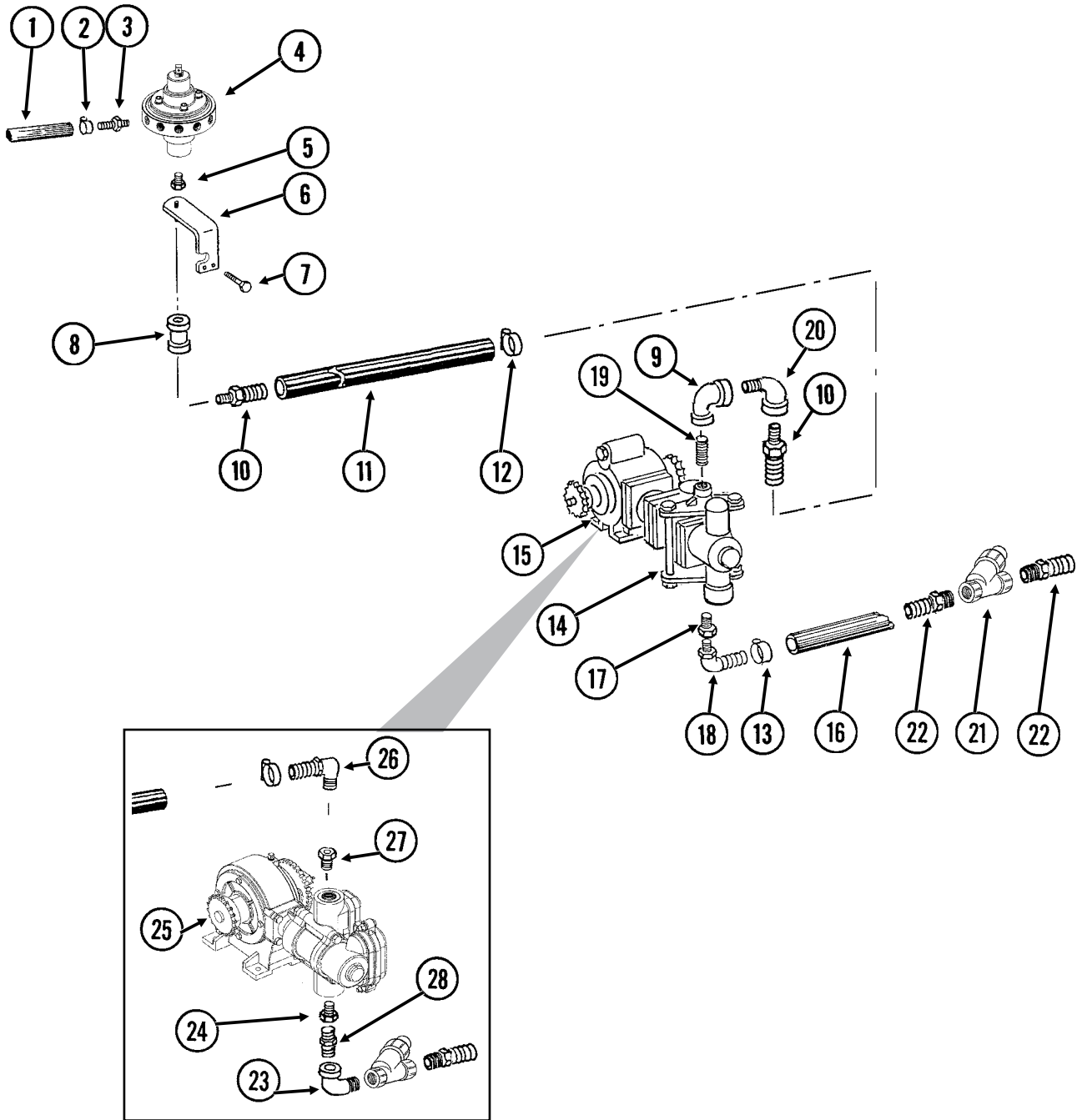
LIQUID FERTILIZER PISTON PUMP MOUNT/DRIVE

ITEM	PART NO.	QTY.	DESCRIPTION
11.	GA10908	1	Spring Mount
12.	GB0196	1	Washer
13.	GD7831	1	Compression Spring
14.	GA10907	1	Spring Guide
15.	GD2558	1	Lynch Pin, 1/4"
16.	G10026	2	Hex Head Cap Screw, 3/4"-10 x 2"
	G10231	2	Lock Washer, 3/4"
17.	G11042	2	Hex Head Cap Screw, 3/4"-10 x 1 3/4"
	G10231	2	Lock Washer, 3/4"
	G10105	2	Hex Nut, 3/4"-10
18.	GD13744	1	Hose Holder
19.	GR1146	1	Sprocket, 18 Tooth
20.		-	See "Liquid Fertilizer Piston Pump (Crankcase Assembly)", Pages P134 And P135
	GR0200	1	Offset Link, No. 2050
21.		-	See "Liquid Fertilizer Piston Pump (Cylinder Assembly)", Pages P136 And P137
22.	G10007	2	Hex Head Cap Screw, 5/8"-11 x 1 1/2"
	G10217	2	Washer, 5/8" USS
	G10230	2	Lock Washer, 5/8"
	G10104	2	Hex Nut, 5/8"-11
23.	GA10893	1	Pump Mount
24.	G10017	2	Hex Head Cap Screw, 1/2"-13 x 1 1/2"
	G10216	2	Washer, 1/2" USS
	G10228	2	Lock Washer, 1/2"
	G10102	2	Hex Nut, 1/2"-13
25.	GD13328	1	Scraper
26.	G10013	1	Hex Head Cap Screw, 5/8"-11 x 3 1/2"
	G10205	1	Washer, 5/8" SAE
	G10230	1	Lock Washer, 5/8"
	G10104	1	Hex Nut, 5/8"-11
27.	GA0262	1	Idler Sprocket W/Bearing, 15 Tooth
28.	GD7817-05	1	Spacer, 1 1/16" I.D. x 1 1/4" Long
29.	GD0844	1	Tire, 7.60" x 15", 8 Ply (Specify Brand*)
30.	GA2559	1	Spindle
31.	GA0252	2	Seal
32.	GA0251	2	Bearing
33.	GR0267	5	Lug Nut, 1/2"-20
34.	G2500-84	1	Sprocket, 48 Tooth
35.	G10019	4	Hex Head Cap Screw, 5/16"-18 x 1"
	G10232	4	Lock Washer, 5/16"
36.	GD0831	2	Shoulder Nut, 1 1/4"-12 UNF-2A
37.	GA0547	1	Hub W/Cups And Studs, 5 Bolt
	GR0190	2	Cup
	GR0204	5	Stud
38.	G3200-59	1	Chain, No. 2050, 59 Pitch Including Connector Link And Offset Link, Used W/Model L-4405 Piston Pump
	G3200-62	1	Chain, No. 2050, 62 Pitch Including Connector Link And Offset Link, Used W/Model NGP-7055 Piston Pump
	GR0195	1	Connector Link, No. 2050
	GR0200	-	Offset Link, No. 2050
39.	GA0241	1	Wheel, 5" x 15"
40.	GD1166	1	Valve Stem
41.	G11122	1	Hex Head Cap Screw, 5/8"-11 x 12"
	G10107	1	Lock Nut, 5/8"-11
42.	GD18960	1	Adapter Plate (Used W/Model NGP-7055 Piston Pump - If Applicable)
43.	G10001	8	Hex Head Cap Screw, 3/8"-16 x 1"
	G10203	4	Washer, 3/8" SAE

* Specific brand requests will be supplied only as available from current KINZE® Repair Parts stock. If a specific brand requested is not in stock, the brand available will be supplied. Different brand tires may have different diameters. Change in tire brand may affect rates. Field checks are recommended after any change in tires.

LIQUID FERTILIZER FLOW DIVIDER MOUNT AND HOSES

(FRTZ215c/FRTZ297aa)



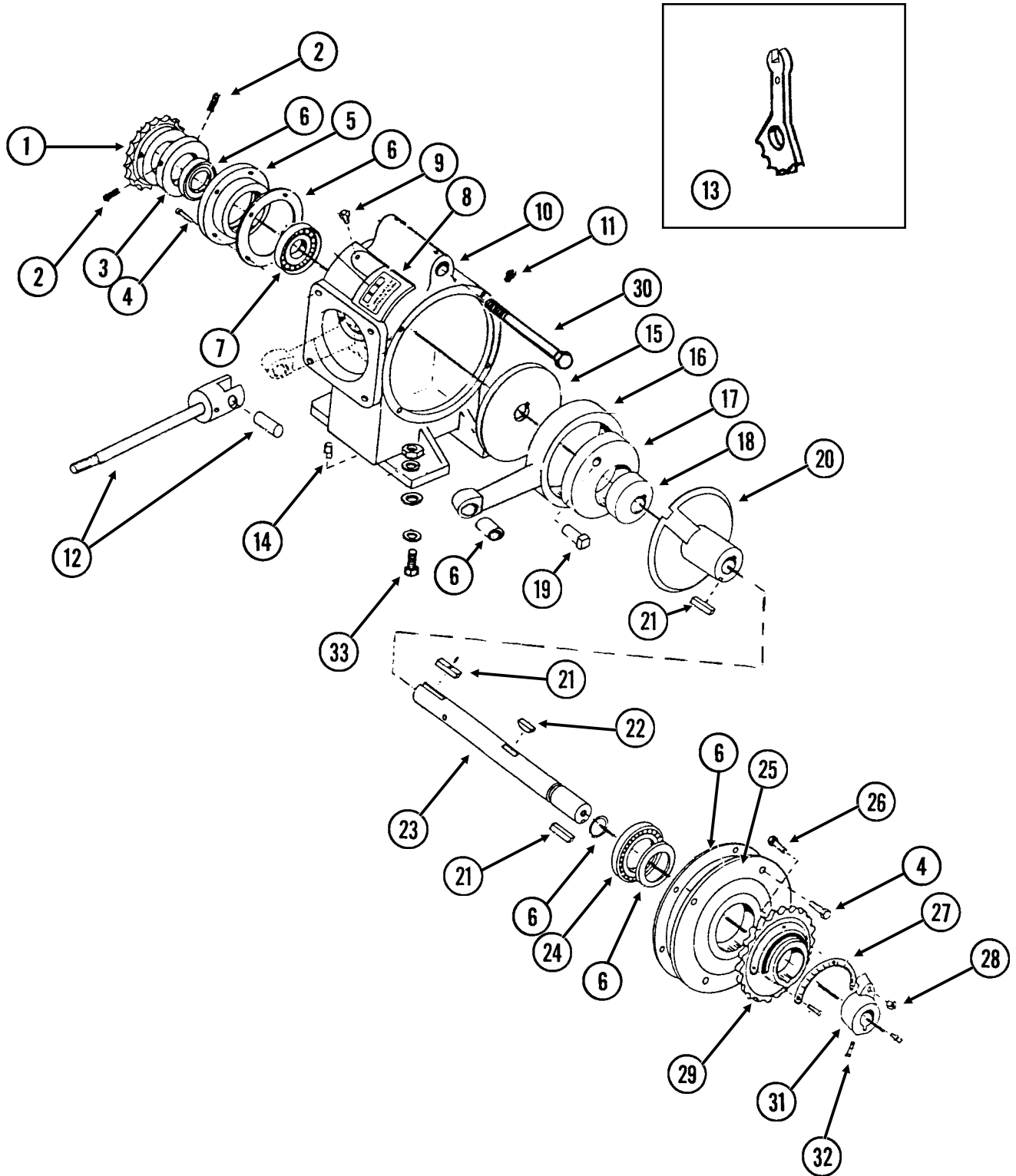
LIQUID FERTILIZER FLOW DIVIDER MOUNT AND HOSES

ITEM	PART NO.	QTY.	DESCRIPTION
1.	G4301-06	1	Hose, 3/8" x 160', 12 Row 30"
	G4301-05	2	Hose, 3/8" x 120', 16 Row 30"
2.	G10681	24-32	Hose Clamp, No. 6
3.	GD11700	12-16	Adapter, 1/4" NPT To 3/8" Barb
4.		-	See "Liquid Fertilizer Piston Pump Flow Dividers", Pages P142 And P143
5.	G10995	1	Reducing Bushing, 1" Male NPT To 3/4" Female, Stainless Steel, 16 Row 30"
6.	GA10110	1	Support, 3/4" NPT
7.	G10004	2	Hex Head Cap Screw, 3/8"-16 x 1 1/4" (Conventional)
	G10325	2	Hex Head Cap Screw, 3/8"-16 x 2 3/4" (SDS)
	G10229	2	Lock Washer, 3/8"
	G10101	2	Hex Nut, 3/8"-16
8.	G11083	1	Coupler, 3/4" Female NPT
9.	G10733	1	Elbow, 90°, 3/4" Female NPT
10.	G10734	2	Adapter, 3/4" NPT To Barb
11.	G4205-10	-	Hose, 3/4" x 200"
12.	G10278	2	Hose Clamp, No. 16
13.	G10674	2	Hose Clamp, No. 24
14.		-	See "Liquid Fertilizer Piston Pump (Cylinder Assembly)", Pages P138 And P139
15.		-	See "Liquid Fertilizer Piston Pump (Crankcase Assembly)", Pages P136 And P137
16.		-	Hose, 1 1/4", See "Liquid Fertilizer Tanks, Saddles, Saddle Mounts And Hoses", Pages P128-P131
17.	G10615	1	Reducing Bushing, 1 1/2" Male NPT To 1 1/4" Female
18.	G10629	1	Elbow, 90°, 1 1/4" NPT To Barb
19.	G10389	1	Pipe Nipple, 3/4" NPT x 1 1/2" Long
20.	G10735	1	Elbow, 90°, 3/4" Male NPT To Female
21.	GA3893	1	Strainer Complete
	GR0880	-	Screen, No. 40 Mesh
	GR0881	-	Gasket
	GR0882	-	Y-Body
	GR0883	-	End Cap
22.	G10626	2	Adapter, 1 1/4" NPT To Barb
23.	G10887	1	Elbow, 90°, 1 1/4" Male NPT To Female
24.	G10615	1	Reducing Bushing, 1 1/2" Male NPT To 1 1/4" Female
25.			See "Liquid Fertilizer Piston Pump W/18 Tooth Sprocket", P140 and P141
26.	G10917	1	Elbow, 90°, 3/4" NPT To Barb
27.	G11237	1	Reducing Bushing, 1 1/2" Male NPT To 3/4" Female
28.	G10619	1	Close Nipple, 1 1/4" NPT

LIQUID FERTILIZER PISTON PUMP (Crankcase Assembly)

(PT38a/GR1100)

John Blue® Model L-4405



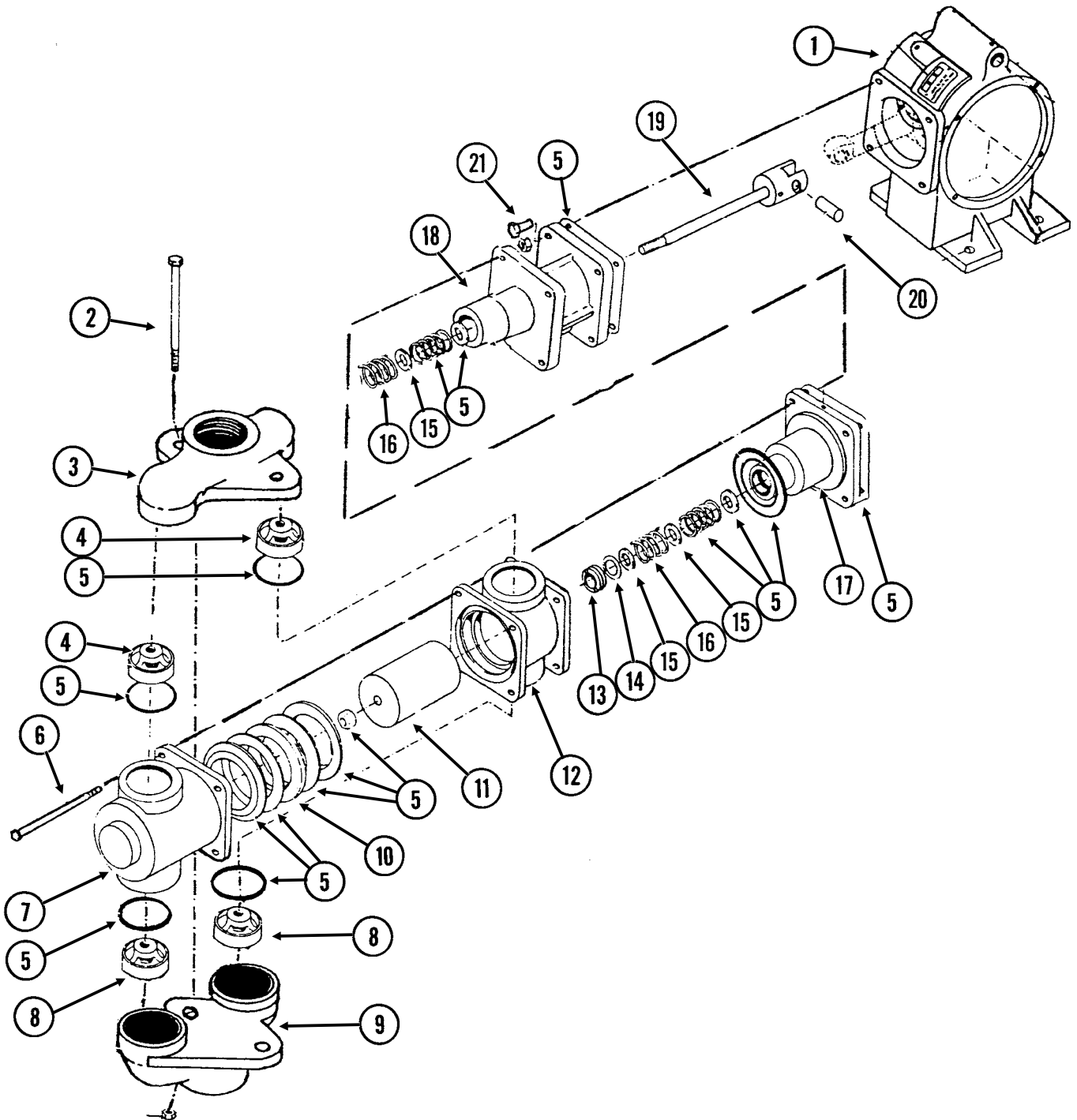
LIQUID FERTILIZER PISTON PUMP (Crankcase Assembly)

ITEM	PART NO.	QTY.	DESCRIPTION
1.		-	See "Liquid Fertilizer Piston Pump Mount/Drive", Pages P132 And P133
2.	G10688	2	Square Head Set Screw, 3/8"-16 x 5/8"
3.	GR1147	1	Spacer
4.	G10019	4	Hex Head Cap Screw, 5/16"-18 x 1"
5.	GR1102	1	Housing
6.	GR1173	-	Repair Kit, Includes Item 5 On "Liquid Fertilizer Piston Pump (Cylinder Assembly)", Pages P138 And P139
7.	GR1104	1	Bearing
8.	GR1105	1	Name Plate
9.	G10054	2	Hex Head Cap Screw, 5/16"-18 x 1/2"
10.	GR1106	1	Crankcase
11.	GR1107	1	Vent Plug
12.		-	See "Liquid Fertilizer Piston Pump (Cylinder Assembly)", Pages P138 And P139
13.	GR1100	1	Adjustment Wrench
14.	GR1123	3	Plug
15.	GR1108	1	Disc
16.	GR1109	1	Connecting Rod
17.	GR1110	1	Large Eccentric
18.	GR1111	1	Small Eccentric
19.	GR1120	1	Eccentric Pin
20.	GR1119	1	Sleeve
21.	GR1118	3	Setting Arm Key
22.	GR1112	1	Woodruff Key
23.	GR1148	1	Crankshaft
24.	GR1116	1	Bearing
25.	GR1166	1	Cover Plate
26.	GR1167	1	Square Head Cap Screw, 3/8"-16 x 1 3/4"
27.	GR1168	1	Scale
28.	G10108	1	Lock Nut, 3/8"-16
29.	GR1114	1	Flange
30.	G10318	1	Hex Head Cap Screw, 5/8"-11 x 4 1/2"
	G10104	1	Hex Nut, 5/8"-11
31.	GR1165	1	Arm
32.	G10693	4	Hex Socket Head Set Screw, 5/16"-18 x 3/8"
33.	G10003	4	Hex Head Cap Screw, 3/8"-16 x 1 1/2"
	GR1122	4	Mounting Pad
	G10210	8	Washer, 3/8" USS
	G10229	4	Lock Washer, 3/8"
	G10101	4	Hex Nut, 3/8"-16
A.	GA6154	1	Piston Pump Complete Less Sprocket (Model L-4405), Includes Crankcase (Items 2-33 On This Page) And Cylinder (Items 1-22 On Pages P138 And P139) Assemblies

LIQUID FERTILIZER PISTON PUMP (Cylinder Assembly)

(PT39a)

John Blue® Model L-4405



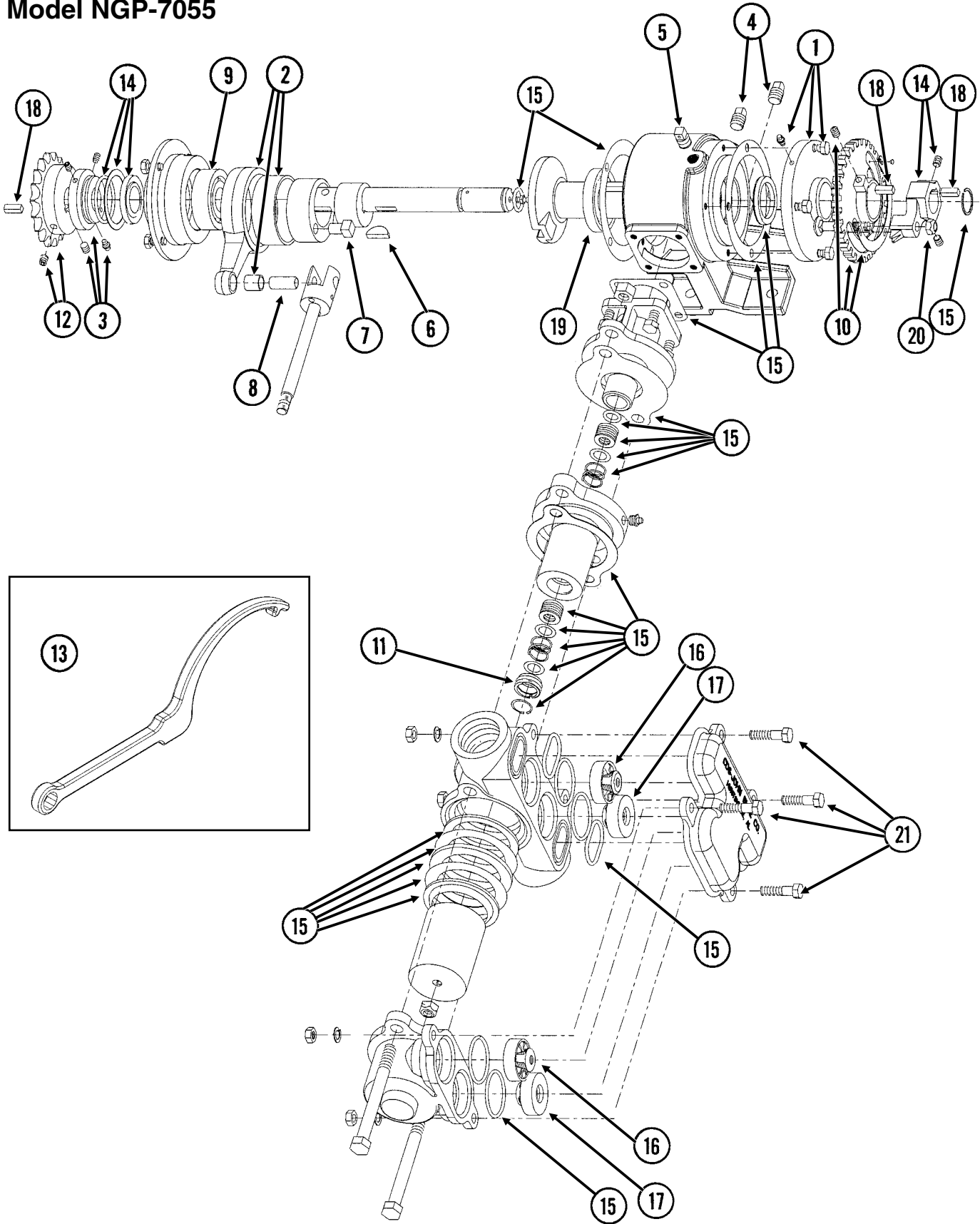
LIQUID FERTILIZER PISTON PUMP (Cylinder Assembly)

ITEM	PART NO.	QTY.	DESCRIPTION
1.		-	See "Liquid Fertilizer Piston Pump (Crankcase Assembly)", Pages P136 And P137
2.	G10686	2	Hex Head Cap Screw, 3/8"-16 x 8"
	G10101	2	Hex Nut, 3/8"-16
3.	GR1145	1	Discharge Manifold
4.	GR1144	2	Discharge Valve
5.	GR1173	-	Repair Kit, Includes Item 6 On "Liquid Fertilizer Piston Pump (Crankcase Assembly)", Pages P136 And P137
6.	G10687	4	Hex Head Cap Screw, 3/8"-16 x 5 1/2"
	G10101	4	Hex Nut, 3/8"-16
7.	GR1143	1	Outboard Cylinder
8.	GR1142	2	Suction Valve
9.	GR1140	1	Suction Manifold
10.	GR1137	1	Flange Packing Washer
11.	GR1136	1	Plunger
12.	GR1135	1	Inboard Cylinder
13.	GR1134	1	Stuffing Box Insert
14.	GR1133	1	Retaining Ring
15.	GR1129	3	Washer
16.	GR1130	2	Packing Spring
17.	GR1132	1	Outboard Stuffing Box
18.	GR1127	1	Crosshead Guide
19.	GR1125	1	Piston Rod
20.	GR1124	1	Pin
21.	G10019	4	Hex Head Cap Screw, 5/16"-18 x 1"

LIQUID FERTILIZER PISTON PUMP Uses 18 Tooth Sprocket

(A12335a/GR1808)

Model NGP-7055



LIQUID FERTILIZER PISTON PUMP

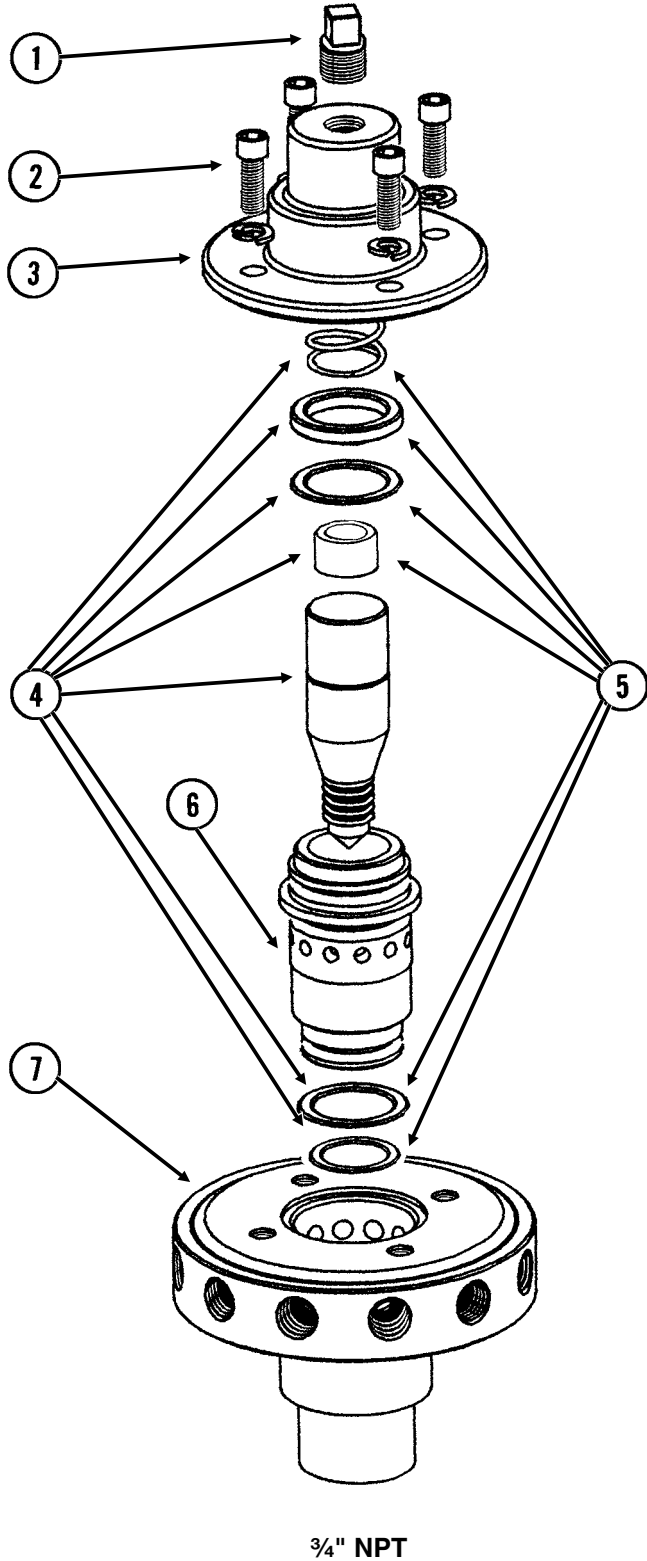
Uses 18 Tooth Sprocket

ITEM	PART NO.	QTY.	DESCRIPTION
1.	GR1804	1	Flange Cover Assembly
	G10991	4	Hex Head Cap Screw, 5/16"-18 x 7/8"
2.	GR1803	1	Connecting Rod Assembly
3.	GR1801	1	Spacer Assembly
	G10693	3	Hex Socket Head Set Screw, 5/16"-18 x 3/8"
4.	GR1123	2	Plug
5.	GR1543	1	Vent Plug
6.	GR1112	1	Woodruff Key
7.	GR1120	1	Eccentric Pin
8.	GR1124	1	Pin
9.	GR1104	1	Bearing
10.	GR1805	1	Setting Hub Assembly
11.	GR1134	1	Stuffing Box Insert
12.	GR1146	1	Sprocket, 18 Tooth
13.	GR1808	1	Adjustment Wrench
14.	GR1806	1	Setting Pointer Assembly
15.	GR1796	1	Repair Kit, Includes: (6) Gaskets, (9) O-Rings, (4) Washers, (1) Retaining Ring, (2) Oil Seals, (1) Snap Ring, (1) Thrust Washer, (1) Rod Bushing, (2) Flange Plunger Packings, (2) Packing Springs, (2) Rod Vee Packing Sets
16.	GR1800	2	Discharge Valve Assembly
17.	GR1798	2	Suction Valve Assembly
18.	GR1118	3	Setting Arm Key
19.	GR1116	1	Bearing
20.	G10306	1	Carriage Bolt, 3/8"-16 x 2"
	G10108	1	Lock Nut, 3/8"-16
21.	G10003	4	Hex Head Head Cap Screw, 3/8"-16 x 1 1/2"
	G10210	4	Washer, 3/8" USS
	G10229	4	Lock Washer, 3/8"
	G10101	4	Hex Nut, 3/8"-16
A.	GA12335	-	Piston Pump Complete W/18 Tooth Sprocket (Model NGP-7055)

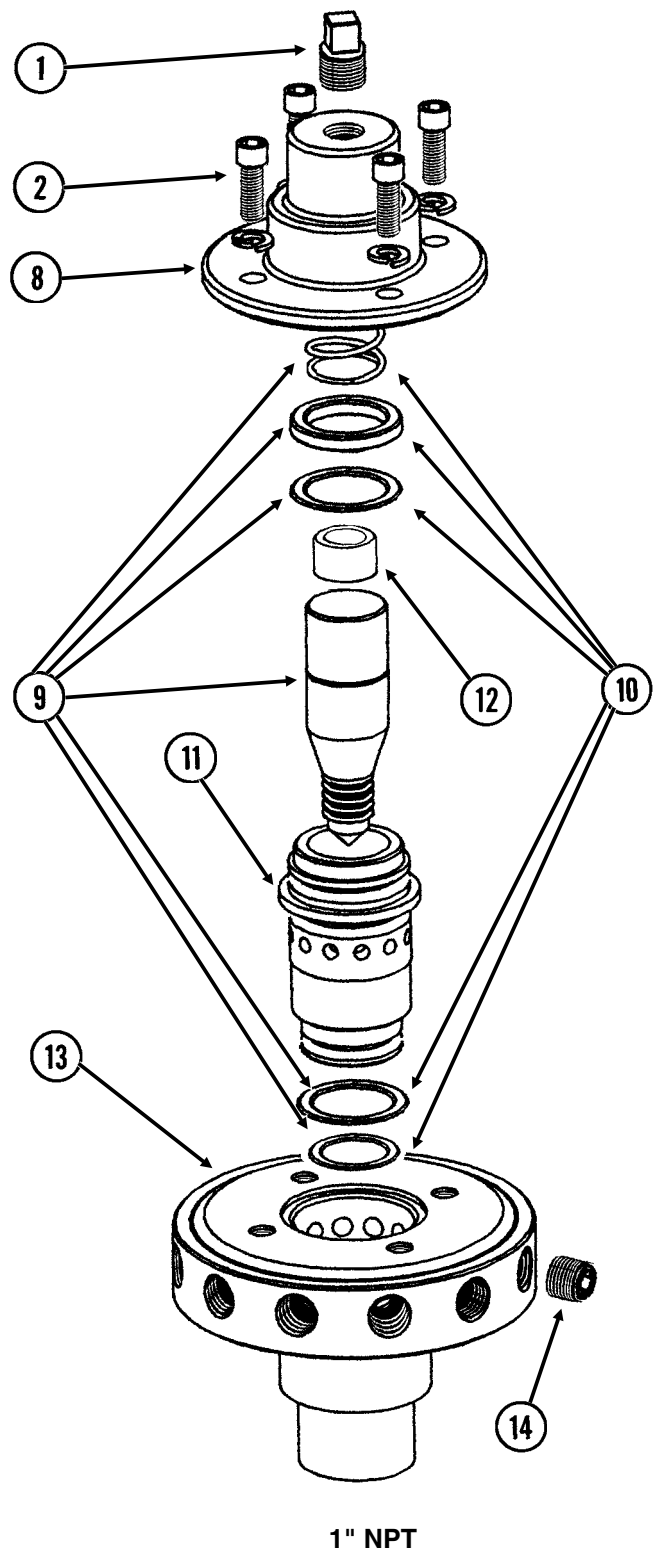
LIQUID FERTILIZER PISTON PUMP FLOW DIVIDERS

(FRTZ202a/FRTZ202c/FRTX202d)

**12 Row 30"
Model FD-1200 Flow Divider,
12 Outlet**



**16 Row 30"
Model FD-2000 Flow Divider,
20 Outlet**

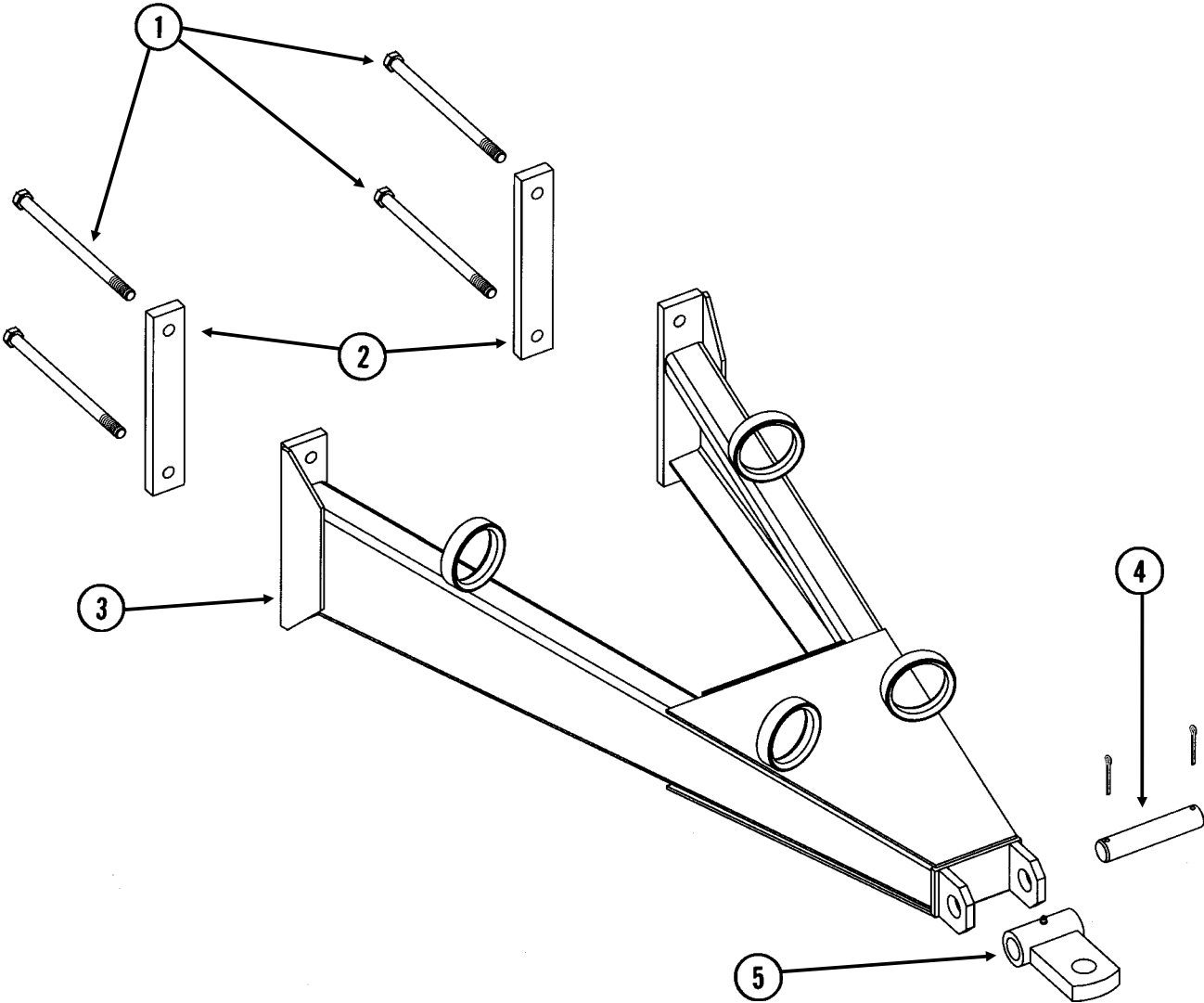


LIQUID FERTILIZER PISTON PUMP FLOW DIVIDERS

ITEM	PART NO.	QTY.	DESCRIPTION
1.	GR1543	1	Vent Plug
2.	GR1542	4	Hex Socket Head Screw, 1/4"-20 x 3/4"
	GR1541	4	Lock Washer, 1/4", Stainless Steel
3.	GR1540	1	Cap
4.	GR1544	1	Needle Assembly W/Seal Kit (Item 11)
5.	GR1545	1	Seal Kit, Includes: (3) O-Rings, (1) Seal, (1) Spring, (1) Stainless Steel Sleeve
6.	GR1535	1	Sleeve
7.	GR1533	1	Body, (12 Outlet)
8.	GR1566	1	Cap
9.	GR1567	1	Needle Assembly W/Seal Kit (Item 11)
10.	GR1568	1	Seal Kit, Includes: (3) O-Rings, (1) Seal, (1) Spring
11.	GR1561	1	Sleeve
12.	GR1574	1	Sleeve, 1" O.D. x 1/2" Long, Stainless Steel
13.	GR1559	1	Body, 20 Outlets
14.	G10350	4	Hex Socket Head Plug, 1/4" NPT, Stainless Steel
A.	GA8931	1	Liquid Fertilizer Piston Pump Flow Divider Complete, 12 Outlet (Model FD-1200)
B.	GA9407	1	Liquid Fertilizer Piston Pump Flow Divider Complete, 20 Outlet (Model FD-2000)

REAR TRAILER HITCH

(A9895b)



REAR TRAILER HITCH

ITEM	PART NO.	QTY.	DESCRIPTION
1.	G10668	4	Hex Head Cap Screw, 5/8"-11 x 11"
	G10230	4	Lock Washer, 5/8"
	G10104	4	Hex Nut, 5/8"-11
2.	GD14150	2	Clamp, 2" x 11 3/4"
3.	GA9896	1	Hitch
4.	GD8839	1	Pin, 1 1/4" x 6 1/4"
	G10460	2	Cotter Pin, 1/4" x 2"
5.	GA6177	1	Clevis W/Grease Fitting
	G10640	-	Grease Fitting, 1/4"-28

DECALS, PAINT AND MISCELLANEOUS



1



2



4



3



5



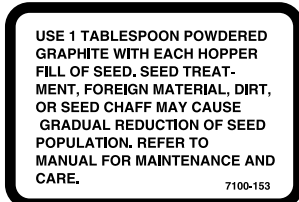
6



7



8



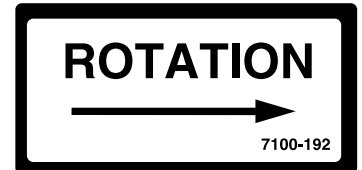
9



10



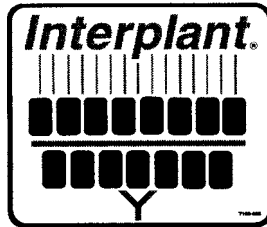
11



12



13



14

TRANSMISSION RATE REDUCTION

DRIVE	DRIVEN	% REDUCTION IN POPULATION
15	30	50
17	30	43
23*	30	23
24	30	20
25*	30	17
26*	30	13
27	30	10

* Use sprockets off seed drive transmission. 7100-214

15



16



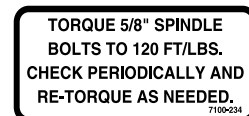
17



18



19



20



21

KINZE 3650

22



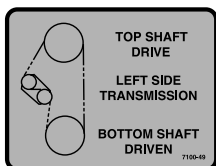
24



25



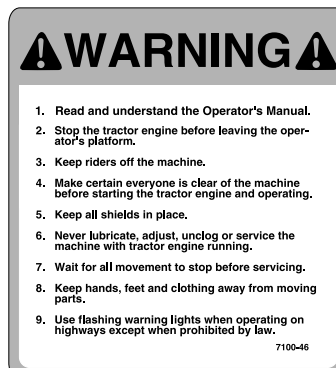
23



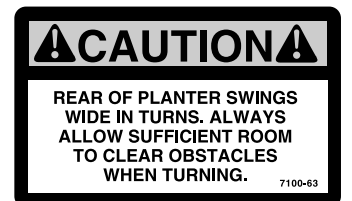
26



27

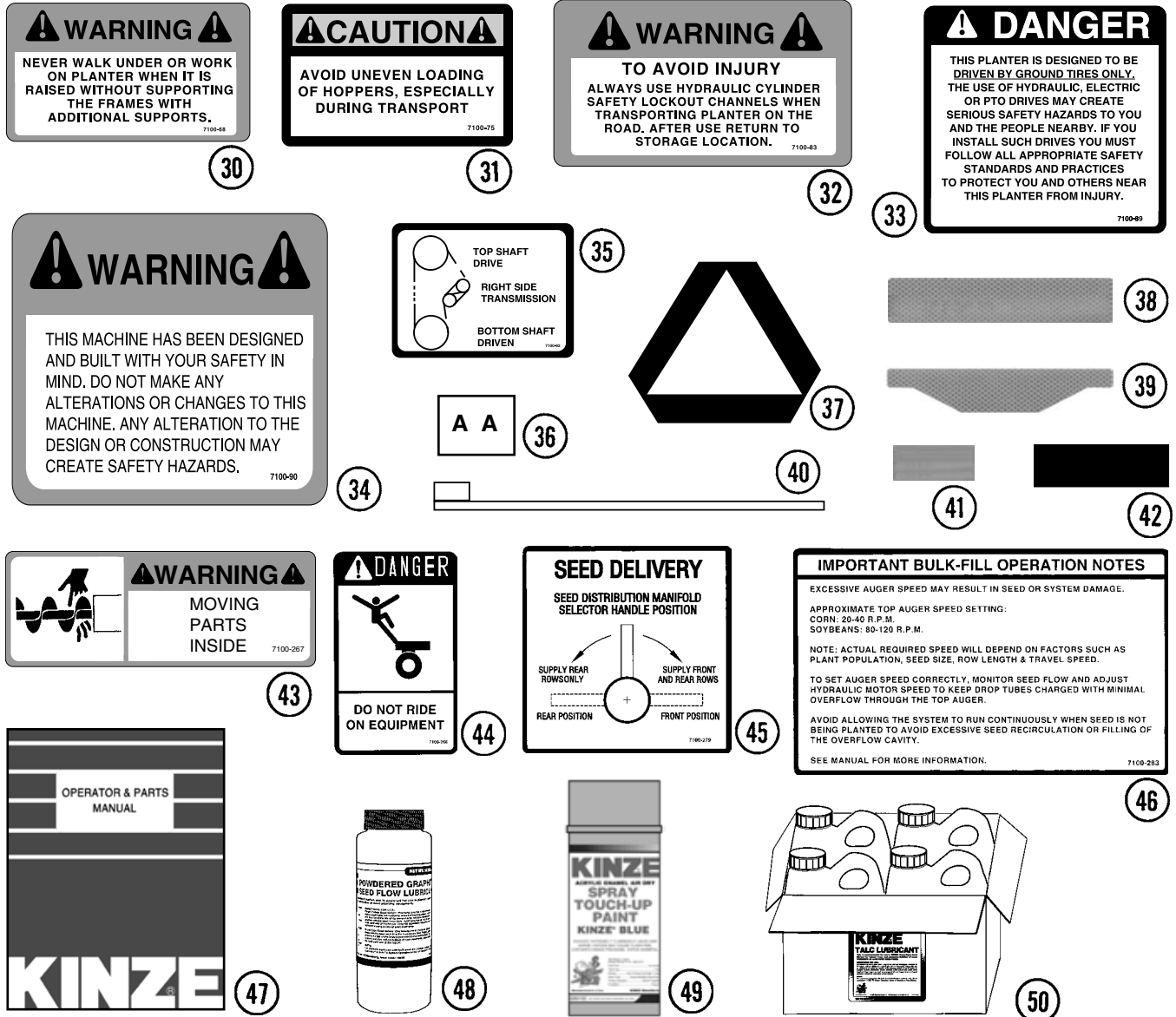


28



29

DECALS, PAINT AND MISCELLANEOUS



ITEM	PART NO.	QTY.	DESCRIPTION
1.	G7100-02	3	Decal, Warning
2.	G7100-110	-	Decal, Grease Weekly
3.	G7100-111	-	Decal, Oil Daily
4.	G7100-116	-	Decal, Grease Daily
5.	G7100-277	-	Decal, Grease Annually
6.	G7100-115	-	Decal, Warning (1 Per Granular Chemical Hopper)
7.	G7100-117	1	Decal, Danger
8.	G7100-172	-	Decal, Warning
9.	G7100-153	-	Decal, Information (1 Per Brush-Type Seed Meter)
10.	G7100-177	1	Decal, Twin-Line®, ¾" x 3"
11.	G7100-200	-	Decal, Warning
12.	G7100-192	-	Decal, Point Row Clutch Rotation
13.	G7100-201	1	Decal, Information
14.	G7100-208	-	Decal, Interplant®
15.	G7100-214	-	Decal, Two-Speed Point Row Clutch Rate Reduction
16.	G7100-215	1	Decal, Danger
17.	G7100-217	-	Decal, Note

DECALS, PAINT AND MISCELLANEOUS

ITEM	PART NO.	QTY.	DESCRIPTION
18.	G7100-219	-	Decal, Warning
19.	GD13704-01	-	Foam Seal, ¼" x ¼" x 102"
	GD13705-02	-	Foam Seal, ½" x ½" x 11 ¾"
	GD13705-03	-	Foam Seal, ½" x ½" x 36"
20.	G7100-234	-	Decal, Bolt Torque
21.	G7100-247	-	Decal, Logo, 4 ⅜" x 4 ½" (2 Per Row Unit)
	G7100-252	-	Decal, Logo, 3 ½" x 3 ⅝" (Hopper Panel Extension)
22.	G7100-264	2	Decal, 3650
23.	G7100-249	-	Decal, Caution
24.	G7100-295	-	Decal, Spring Tension Release
25.	G7100-42	4	Decal, Warning
26.	G7100-49	1	Decal, Left Side Transmission
27.	G7100-302	1	Decal, Warning
28.	G7100-46	1	Decal, Warning
29.	G7100-63	2	Decal, Caution
30.	G7100-68	3	Decal, Warning
31.	G7100-75	4	Decal, Caution
32.	G7100-83	2	Decal, Warning (1 Per Marker Lockup)
33.	G7100-89	2	Decal, Danger
34.	G7100-90	1	Decal, Warning
35.	G7100-92	1	Decal, Right Side Transmission
36.	GD10057-01	-	Hose Identification Sleeve, Red AA
	GD10057-02	-	Hose Identification Sleeve, Red BB
	GD10057-03	-	Hose Identification Sleeve, Blue AA
	GD10057-04	-	Hose Identification Sleeve, Blue BB
	GD10057-05	-	Hose Identification Sleeve, Green AA
	GD10057-06	-	Hose Identification Sleeve, Green BB
37.	GD2199	1	SMV Sign
38.	G7100-258	-	Reflective Decal, Red, 1 ½" x 9", Rectangular (If Applicable)
	G7100-259	-	Reflective Decal, Amber, 1 ½" x 9", Rectangular (If Applicable)
	G7100-260	-	Reflective Decal, Orange, 1 ½" x 9", Rectangular (If Applicable)
39.	G7100-261	-	Reflective Decal, Red, 1 ¾" x 9", Die-Cut (If Applicable)
	G7100-262	-	Reflective Decal, Amber, 1 ¾" x 9", Die-Cut (If Applicable)
	G7100-263	-	Reflective Decal, Orange, 1 ¾" x 9", Die-Cut (If Applicable)
40.	GD1512	-	Tie Strap, 7 ½"
	GD2117	-	Tie Strap, 14 ½"
	GD1162	-	Tie Strap, 28"
	GD2984	-	Tie Strap, 34"
41.	G7100-276	-	Reflective Decal, Orange, 1" x 2 ¼", Rectangular
42.	GD13706-01	-	Anti-Slip Tape, 4" x 9"
	GD13706-03	-	Anti-Slip Tape, 4" x 16"
	GD13706-04	-	Anti-Slip Tape, 4" x 10"
	GD13706-05	-	Anti-Slip Tape, 4" x 42"
43.	G7100-267	-	Decal, Warning
44.	G7100-266	-	Decal, Danger
45.	G7100-279	-	Decal, Seed Delivery (Located On Underside Of Bulk Hopper Lid)
46.	G7100-283	-	Decal, Important (Located On Underside Of Bulk Hopper Lid)
47.	GM0198	-	Operator & Parts Manual, Model 3650 (Mechanical Seed Metering)
48.	GR0146MPP	-	Powdered Graphite, Twenty-Four 1 Pound Containers
49.	GR0155MPP	-	Blue Paint, Twelve Aerosol Cans
50.	GR1570MPP	-	Talc Lubricant, Four 8 Pound Containers
	GR1828	-	Talc Lubricant, 30 Pound Container